

**COLORADO COUNTY COMMISSIONERS COURT**  
**NOTICE OF OPEN MEETING**

**DATE OF MEETING:** April 28, 2025 – 9:00 A.M.  
**BUILDING:** Colorado County Courthouse, County Courtroom  
**STREET LOCATION:** 400 Spring Street  
**CITY OF LOCATION:** Columbus, Texas 78934

Pursuant to the authority granted under Government Code, Chapter 551, the Commissioners Court may convene in a closed meeting to discuss and deliberate agenda item(s) subject to the closed meeting exceptions. A final action, decision, or vote on a matter deliberated in a closed meeting shall only be made in an open meeting. Commissioners Court may use a telephone conference call, video conference call, or communications over the Internet to conduct a public consultation with its attorney in an open meeting of the governmental body or a private consultation with its attorney in a closed meeting of the governmental body. Immediately before any closed meeting, the specific section or sections of Government Code, Chapter 551, which provides statutory authority for closed meetings, will be announced.

**On this the 28<sup>th</sup> day of April 2025, the Commissioners Court of Colorado County, Texas met in Regular Session at 9:00 A.M., in their regular meeting place at the Colorado County Courthouse, County Courtroom, 400 Spring Street, in the City of Columbus, Texas.**

**The Following Members were present to wit:**

**Honorable Ty Prause  
Honorable Shannon Owers  
Honorable Ryan Brandt  
Honorable Keith Neuendorff  
Honorable Darrell Gertson  
By: Michelle Kollmann**

**County Judge  
Commissioner Precinct #1  
Commissioner Precinct #2  
Commissioner Precinct #3  
Commissioner Precinct #4  
Deputy Clerk**

**The Honorable Kimberly Menke, County Clerk, was unable to attend.**

**The County Judge Ty Prause called the meeting to order at 9:02 A.M.**

**MINUTES OF THE COLORADO COUNTY  
COMMISSIONER'S COURT REGULAR MEETING**

**April 28, 2025**

DELIBERATE AND CONSIDER ACTION ON THE FOLLOWING ITEMS:

\_\_1. Pledge of Allegiance to the American Flag and the Texas Flag.

**Judge Prause led the Pledge of Allegiance to the American Flag and the Texas Flag.**

\_\_2. Agenda as posted.

**Motion by Commissioner Brandt to approve agenda as posted; seconded by Commissioner Neuendorff; 5 ayes 0 nays; motion carried; it was so ordered.**

**(See Attachment)**



**MINUTES OF THE COLORADO COUNTY  
COMMISSIONER'S COURT REGULAR MEETING**

**April 28, 2025**

FILED FOR RECORD  
COLORADO COUNTY, TX

COLORADO COUNTY COMMISSIONERS COURT 2025 APR 24 PM 3:43  
NOTICE OF OPEN MEETING

KIMBERLY MENKE  
COUNTY CLERK

D.H.

DATE OF MEETING: April 28, 2025 – 9:00 A.M.  
BUILDING: Colorado County Courthouse, County Courtroom  
STREET LOCATION: 400 Spring Street  
CITY OF LOCATION: Columbus, Texas 78934

Pursuant to the authority granted under Government Code, Chapter 551, the Commissioners Court may convene in a closed meeting to discuss and deliberate agenda item(s) subject to the closed meeting exceptions. A final action, decision, or vote on a matter deliberated in a closed meeting shall only be made in an open meeting. Commissioners Court may use a telephone conference call, video conference call, or communications over the Internet to conduct a public consultation with its attorney in an open meeting of the governmental body or a private consultation with its attorney in a closed meeting of the governmental body. Immediately before any closed meeting, the specific section or sections of Government Code, Chapter 551, which provides statutory authority for closed meetings, will be announced.

**DELIBERATE AND CONSIDER ACTION ON THE FOLLOWING ITEMS:**

- ☐ 1. Pledge of Allegiance to the American Flag and the Texas Flag.
- ☐ 2. Agenda as posted.
- ☐ 3. Public comments.
- ☐ 4. Proclamations:
  - a. National Correctional Officers and Employees Week May 4 – 10, 2025.
  - b. National Police Week May 11 – 17, 2025 and National Peace Officers Memorial Day May 15, 2025.
- ☐ 5. Set date to canvass the results of the Election for Colorado County Emergency Services District No.1. (LaCourse)
- ☐ 6. Resolution to approve and adopt the Colorado County Hazard Mitigation Plan 2025 update. (Rogers)
- ☐ 7. Resolution Calling for Legislation and Regulation of the Application of Biosolids Containing PFAS. (Prause)
- ☐ 8. Application submitted by San Bernard Electric Cooperative, Inc. to place 24 power poles and 5 guy wires in the right-of-way of County Road 109, Precinct No. 1. (Owers)
- ☐ 9. Authorize the County Judge to apply to the Texas Comptroller of Public Accounts for Unclaimed Property Capital Credits for 2025. (Lowrance)
- ☐ 10. Budget Calendar for the 2026 Fiscal Year. (Lowrance)
- ☐ 11. Consent Items:
  - a. Acknowledge and accept 2025 Tobacco Settlement Distribution Program proceeds to Colorado County in the amount of \$50,348.90.


**MINUTES OF THE COLORADO COUNTY  
COMMISSIONER'S COURT REGULAR MEETING**

**April 28, 2025**

- b. Limited Compliance Review Report from the Texas Commission on Jail Standards for Colorado County Jail, dated April 21, 2025.
  - c. Participating Entities Services Agreement for the Statewide Automated Victim Notification Service (SAVNS) with SylogistGov, Inc. (5/1/2025 - 8/31/2026).
  - d. Application by Capital Underground Utilities, LLC to open cut in the right-of-way of Shirley Oaks Drive as part of the Texas General Land Office Community Development & Revitalization Contract 24-065-079-E734 CID 03 Sewer Improvements project, Precinct No. 1.
  - e. Certification of Continuing Education: County Treasurer, Joyce Guthmann for 2025 County Management and Risk Conference.
  - f. Certificate of Liability Insurance posted by PrimeEnergy Resources Corporation (4/1/2025 - 4/1/2026).
- \_12. County Auditor's Monthly Financial Report for March 2025.
- \_13. County Investment Officer's Investment Report for March 2025 and affidavit approving same.
- \_14. County Treasurer's Monthly Report for March 2025 and affidavit approving same.
- \_15. Examine and approve all accounts payable, budget amendments and new ledger accounts (if any).
- \_16. Announcements (without discussion and no action) by elected officials/department heads. (Types of Announcements: Events, Road Conditions, Weather Occurrences, Important Dates, Vacancies in Offices or Positions, Accomplishments of Individuals, and Notices)
- \_17. Commissioners Court Members sign all documents and papers acted upon or approved.
- \_18. WORKSHOP: Go to view and inspect LCRA building in Eagle Lake for possible county use. (Prause)
- \_19. Adjourn.

**CERTIFICATION**

NAME: Ty Prause  
TITLE: Colorado County Judge  
SIGNATURE OF CERTIFYING OFFICIAL:  
DATE: April 24, 2025  
TELEPHONE NUMBER: (979) 732-2604  
FAX NUMBER: (979) 732-9389



The Colorado County Courthouse is wheelchair accessible and accessible parking spaces are available.

**MINUTES OF THE COLORADO COUNTY  
COMMISSIONER'S COURT REGULAR MEETING**

**April 28, 2025**

\_\_\_3. Public comments.

**None at this time.**

- \_\_\_4. Proclamations:
- a. National Correctional Officers and Employees Week May 4 – 10, 2025.
  - b. National Police Week May 11 – 17, 2025 and National Peace Officers Memorial Day May 15, 2025.

**Sheriff Justin Lindemann introduced his staff that were present in court. He stated his department is close to being fully staffed and this is the first time in years.**

**Motion by Judge Prause to approve the proclamation for National Correctional Officers and Employees Week May 4 – 10, 2025; seconded by Commissioner Gertson; 5 ayes 0 nays; motion carried; it was so ordered.**

**Motion by Judge Prause to approve the proclamation for National Police Week May 11 – 17, 2025 and National Peace Officers Memorial Day May 15, 2025; seconded by Commissioner Neuendorff; 5 ayes 0 nays; motion carried; it was so ordered.**

**(See Attachments)**



**MINUTES OF THE COLORADO COUNTY  
COMMISSIONER'S COURT REGULAR MEETING**

**April 28, 2025**

**PROCLAMATION  
NATIONAL CORRECTIONAL OFFICERS AND EMPLOYEES WEEK  
MAY 4 - 10, 2025**

**WHEREAS**, National Correctional Officers Week was first proclaimed on May 5, 1984, by President Ronald Reagan when he signed Proclamation 5187 creating "National Correctional Officers Week", to recognize the men and women who work in jails, prisons and community corrections across the country; and

**WHEREAS**, National Correctional Officers and Employees Week became the official name the first full week in May when, in 1986, the US Senate officially changed the name from "National Correctional Officers Week"; and

**WHEREAS**, National Correctional Officers and Employees Week has been designated as the week of May 4 - 10, 2025, by the US Department of Justice and the Federal Bureau of Prisons; and


**WHEREAS**, National Correctional Officers and Employees Week honors the work of correctional officers and correctional personnel for their service with honor, respect and integrity; and

**WHEREAS**, National Correctional Officers and Employees Week raises awareness of the duties, hazards and sacrifices made by the Correctional Workers; and


**WHEREAS**, National Correctional Officers and Employees Week in Colorado County recognizes employees of the Colorado County Sheriff's Office Corrections Division for their role in safeguarding the citizens of Colorado County by providing safe, secure and humane incarceration of offenders within their custody.

**NOW THEREFORE, BE IT RESOLVED** that we the Commissioners Court of Colorado County, hereby proclaim the week of May 4, 2025 through May 10, 2025, as "National Correctional Officers and Employees Week", and urge all citizens to join in honoring the men and women whose diligence and professionalism keep our county and citizens safe.


IN WITNESS, WHEREOF I have hereunto set my hand this 28<sup>th</sup> day of April 2025.



Shannon Owers, Commissioner Pct. 1



Ty Pruse, County Judge



Ryan Brandt, Commissioner Pct. 2




Keith Neuendorff, Commissioner Pct. 3




Darrell Gertson, Commissioner Pct. 4

Attest:



Kimberly Menke, County Clerk



**MINUTES OF THE COLORADO COUNTY  
COMMISSIONER'S COURT REGULAR MEETING**

**April 28, 2025**

**PROCLAMATION  
NATIONAL POLICE WEEK  
May 11 – 17, 2025**

**WHEREAS**, the Congress and President of the United States have designated May 15 as National Peace Officers Memorial Day, and the week in which it falls as National Police Week; and


**WHEREAS**, the members of the combined Colorado County Law Enforcement agencies play an essential role in safeguarding the rights and freedoms of the citizens of Colorado County; and


**WHEREAS**, it is important that all citizens know and understand the problems, duties and responsibilities of their local peace officers, and that members of our local law enforcement agencies recognize their duty to serve the people by safeguarding life and property, by protecting them against violence or disorder, and by protecting the innocent against deception and the weak against oppression or intimidation.

**NOW, THEREFORE, BE IT RESOLVED** that we, the Commissioners Court of Colorado County, call upon all citizens to observe the week of May 11 - 17, 2025, in which May 15 falls, as Police Week by commemorating and thanking our peace officers, past and present, who by their faithful and loyal devotion to their responsibilities have rendered a dedicated service to their communities and, in doing so, have established for themselves an enviable and enduring reputation for preserving the rights and security of all citizens.


**WE FURTHER** call upon all citizens to observe May 15 as Peace Officers Memorial Day to honor those peace officers who, through their courageous deeds, have lost their lives or have become disabled in the performance of duty.

**IN WITNESS, WHEREOF** I have hereunto set my hand this 28<sup>th</sup> day of April 2025.


  
\_\_\_\_\_  
Shannon Owers, Commissioner Pct. 1


  
\_\_\_\_\_  
Ty Prause, County Judge

  
\_\_\_\_\_  
Ryan Brandt, Commissioner Pct. 2

  
\_\_\_\_\_  
Keith Neuendorff, Commissioner Pct. 3

  
\_\_\_\_\_  
Darrell Gertson, Commissioner Pct. 4

Attest:  
  
\_\_\_\_\_  
Kimberly Menke, County Clerk



**MINUTES OF THE COLORADO COUNTY  
COMMISSIONER'S COURT REGULAR MEETING**

**April 28, 2025**

- \_\_\_5. Set date to canvass the results of the Election for Colorado County Emergency Services District No.1. (LaCourse)

**Motion by Judge Prause to set date to canvass the results of the Election for Colorado County Emergency Services District No. 1 to Monday, May 12, 2025 in the County Courtroom at 9:00 A.M.; seconded by Commissioner Brandt; 5 ayes 0 nays; motion carried; it was so ordered.**

- \_\_\_6. Resolution to approve and adopt the Colorado County Hazard Mitigation Plan 2025 update. (Rogers)

**Chuck Rogers stated that Langford Community Management Service helped with this plan, and once approved it will be good for five years.**

**Motion by Judge Prause to approve and adopt the Colorado County Hazard Mitigation Plan 2025 update; seconded by Commissioner Gertson; 5 ayes 0 nays; motion carried; it was so ordered.**

**(See Attachment)**



**MINUTES OF THE COLORADO COUNTY  
COMMISSIONER'S COURT REGULAR MEETING**

**April 28, 2025**

**RESOLUTION  
APPROVAL AND ADOPTION OF THE COLORADO COUNTY  
HAZARD MITIGATION PLAN 2025 UPDATE**

**WHEREAS**, the Federal Disaster Mitigation Act of 2000 amended the Robert T. Stafford Disaster Relief and Emergency Assistance Act (Stafford Act), creating the framework for state, local, tribal, and territorial governments to engage in hazard mitigation planning to receive certain types of non-emergency disaster assistance; and,

**WHEREAS**, the Disaster Mitigation Act of 2000 was amended in May 2023 to require an Active Hazard Mitigation Plan for federal grant funding eligibility; and,

**WHEREAS**, a Core Team comprised of members of Colorado County, participating sub-jurisdictions, and school districts took part in the identification of Critical Facilities, Community Capabilities, Identification and Prioritization of Natural Hazard Risks, and the identification of new Hazard Mitigation Actions; and,


**WHEREAS**, Stakeholders and Participants also provided input; and,

**WHEREAS**, the County of Colorado and the Commissioners Court commit to comply with the annual Plan review as described by FEMA; and,


**WHEREAS**, the Plan incorporates the comments, ideas, and concerns of the communities, which this updated Plan is designed to protect, ascertained through a series of Public Outreach Meetings, newspaper coverage, publication of the draft plan for public review and comment, and other activities.

**NOW THEREFORE, BE IT RESOLVED** by the Commissioners Court of Colorado County, Texas that the Colorado County Hazard Mitigation Plan 2025 Update is hereby approved and adopted by Commissioners Court and resolves to execute the Actions in the Plan.

APPROVED AND ADOPTED this 14<sup>th</sup> day of April 2025.



Shannon Owers, Commissioner Precinct No. 1



Ty Frause, County Judge



Ryan Brandt, Commissioner Precinct No. 2




Keith Neuendorff, Commissioner Precinct No. 3



Darrell Gertson, Commissioner Precinct No. 4

ATTEST:



Kimberly Menke, County Clerk



**MINUTES OF THE COLORADO COUNTY  
COMMISSIONER'S COURT REGULAR MEETING**

**April 28, 2025**

U.S. Department of Homeland Security  
FEMA Region 6  
800 N. Loop 288  
Denton, TX 76209



**FEMA**

April 10, 2025

Jennifer Charlton-Faia, Deputy State Hazard Mitigation Officer  
Texas Division of Emergency Management  
P.O. Box 285  
Del Valle, Texas 78617-9998

RE: Approvable Pending Adoption of the Colorado County, Texas Multi-Jurisdiction Hazard Mitigation Plan

Dear Ms. Charlton-Faia:

This office has concluded its review of the referenced plan, in conformance with the Final Rule on Mitigation Planning (44 CFR § 201.6). FEMA review does not include the review of content that exceeds the applicable FEMA mitigation planning requirements. Formal approval of this plan is contingent upon the adoption by the participants on Enclosure A, as well as the receipt of the final draft of the plan containing all plan components.

Adopting resolutions must be submitted to this agency for review and approval no later than one year from the date of this letter. Failure to submit these resolutions in a timely manner could lead to a required update of the plan prior to FEMA approval.

Once this final requirement has been met, a letter of official approval will be generated. The Local Hazard Mitigation Planning Tool, with the reviewer's comments, has been enclosed to further assist the jurisdictions in complying with planning requirements. If you have any questions, please contact David Freeborn, HM Community Planner, at (940) 268-7602.

Sincerely,

A handwritten signature in black ink, appearing to read "Ronald C. Wanhanen".

Ronald C. Wanhanen  
Chief, Risk Analysis Branch

Enclosures: Participants  
cc: Anne Lehnick

**MINUTES OF THE COLORADO COUNTY  
COMMISSIONER’S COURT REGULAR MEETING**

**April 28, 2025**

**Participants**

Attached is the list of participating local governments included in the April 10, 2025 review of the referenced Hazard Mitigation plan.

Community Name
1) Colorado County
2) Colorado Water Control and Improvement District #2
3) Columbus city
4) Columbus Independent School District
5) Eagle Lake city
6) Rice Consolidated Independent School District
7) Weimar city
8) Weimar Independent School District

**MINUTES OF THE COLORADO COUNTY  
COMMISSIONER'S COURT REGULAR MEETING  
April 28, 2025**

**Adoption Submittal (Final)**

Following the issuance this of Approvable Pending Adoption letter, all participants are provided one year to adopt the plan and submit it through the State to FEMA. For multi-jurisdictional plans, multiple adoptions should be submitted as a complete package as outlined below.

---

The State must submit the plan files via:

Risk Management Directorate (RMD) SharePoint:

<https://rmd.msc.fema.gov/Regions/VI/Mitigation%20Planning/Forms/AllItems.aspx>

**Note:** You will be requested to register if you have not already done so.

All plans containing Protected Critical Infrastructure Information (PCII) must be submitted as an encrypted document with the password being sent separately in an email to ensure secure file submissions.

---

1. Final draft of the plan in MS Word or pdf format containing:
  - a. The final plan formatted as a single document.
  - b. Documentation demonstrating adoption by the participating jurisdictions seeking approval. (i.e. copies of signed resolutions, official meeting minutes, etc....) Note: Adoption resolutions can be separate files. Additional adoptions are not required to provide a copy of the plan.
  - c. Remove strikethroughs, highlights and all Track Changes must be accepted in the final plan.
2. Send an email addressed to [r6-mtd-planning@fema.dhs.gov](mailto:r6-mtd-planning@fema.dhs.gov) as notification that the electronic file has been submitted. Please DO NOT send plans to the email inbox as it has very strict size limitations which will lock the inbox and not allow additional emails to be received. The email must include the following information:
  - a. Include the follow when applicable: (Note: A submittal letter is no longer required.)
    - i. Subject line [Approval Review for Name of Plan, State]
    - ii. FEMA funding source, grant or disaster number, and project number (when applic
    - iii. list of adopting jurisdictions
    - iv. Plan File name (file name must include date submitted)
3. Submittals which do not conform to the above requirements will be returned to the State for resubmission



MINUTES OF THE COLORADO COUNTY  
COMMISSIONER'S COURT REGULAR MEETING  
April 28, 2025



**MINUTES OF THE COLORADO COUNTY  
COMMISSIONER'S COURT REGULAR MEETING  
April 28, 2025**



<b>SECTION 1: INTRODUCTION</b>	<b>6</b>
Background.....	6
Participation and Scope .....	6
Purpose.....	7
Authority .....	8
<b>SECTION 2: PLANNING PROCESS</b>	<b>9</b>
Plan Preparation and Plan Development.....	9
Planning Team .....	10
Project Schedule.....	12
Resources and Existing Plans .....	12
Public and Stakeholder Involvement.....	15
<b>SECTION 3: PLANNING AREA PROFILE</b>	<b>21</b>
Colorado County .....	21
Economy .....	23
Population and Demographics .....	26
Population Projections .....	27
Capabilities Assessment.....	28
Existing and Future Land Use and Development Trends .....	28
Critical Facilities and Assets .....	30
<b>SECTION 4: HAZARDS AND RISK</b>	<b>31</b>
Hazard Descriptions.....	34
Natural Hazards and Climate Change .....	35
Overview of Hazard Analysis .....	35
<b>SECTION 5: HURRICANE</b>	<b>38</b>
Description .....	38
Location.....	38
Extent .....	39
Historical Occurrences.....	40
Significant Events .....	41
Probability of Future Events.....	41
Vulnerability and Impact .....	41
Historic Hurricane Impacts.....	42
<b>SECTION 6: FLOOD</b>	<b>43</b>
Description .....	43
Location.....	43
Extent .....	49
Historical Occurrence .....	50
Significant Events .....	51
Probability of Future Events.....	51
Vulnerability and Impact .....	52
National Flood Insurance Program (NFIP) Participation .....	53
<b>SECTION 7: DROUGHT</b>	<b>54</b>
Description .....	54
Location.....	54



**MINUTES OF THE COLORADO COUNTY  
COMMISSIONER’S COURT REGULAR MEETING  
April 28, 2025**

Extent .....	55
Historical Occurrences.....	58
Significant Events .....	58
Probability of Future Events.....	59
Vulnerability and Impact .....	59
<b>SECTION 8: WINDSTORMS</b> .....	<b>62</b>
Description .....	62
Location.....	62
Extent .....	63
Historical Occurrences.....	64
Significant Events .....	66
Probability of Future Events.....	66
Vulnerability and Impact .....	66
Historic Windstorm Impacts .....	67
<b>SECTION 9: EXTREME HEAT</b> .....	<b>68</b>
Description .....	68
Location.....	68
Extent .....	68
Historical Occurrences.....	70
Probability of Future Events.....	74
Vulnerability and Impacts.....	76
<b>SECTION 10: LIGHTNING</b> .....	<b>77</b>
Description .....	77
Location.....	77
Extent .....	77
Historical Occurrences.....	78
Significant Events .....	78
Texas A&M Forest Service (Wildfires Caused by Lightning) .....	78
Probability of Future Events.....	78
Vulnerability and Impact .....	79
<b>SECTION 11: TORNADO</b> .....	<b>80</b>
Description .....	80
Location.....	80
Extent .....	81
Historical Occurrences.....	86
Significant Events .....	87
Probability of Future Events.....	88
Vulnerability and Impact .....	88
<b>SECTION 12: HAILSTORMS</b> .....	<b>91</b>
Description .....	91
Location.....	91
Extent .....	91
Historical Occurrences.....	92
Significant Events .....	94
Probability of Future Events.....	94
Vulnerability and Impact .....	95
<b>SECTION 13: WILDFIRE</b> .....	<b>97</b>

**MINUTES OF THE COLORADO COUNTY**  
**COMMISSIONER'S COURT REGULAR MEETING**  
**April 28, 2025**

Colorado County Hazard Mitigation Plan 4

Description .....	97
Location.....	97
Extent .....	97
Historical Occurrences.....	100
Significant Events .....	100
Probability of Future Events.....	102
Vulnerability and Impact .....	102
<b>SECTION 14: SEVERE WINTER STORMS</b> .....	<b>108</b>
Description .....	108
Location.....	109
Extent .....	109
Historical Occurrences.....	110
Significant Events .....	111
Probability of Future Events.....	111
Vulnerability and Impact .....	111
<b>SECTION 15: EARTHQUAKES</b> .....	<b>113</b>
Description .....	113
Location.....	114
Extent .....	114
Historical Occurrences.....	116
Significant Events .....	117
Probability of Future Events.....	117
Vulnerability and Impact .....	118
<b>SECTION 16: DAMS</b> .....	<b>119</b>
Description .....	119
Location.....	120
Extent .....	122
Historical Occurrences.....	123
Significant Events .....	124
Probability of Future Events.....	125
Vulnerability and Impact .....	125
<b>SECTION 17: MITIGATION STRATEGY</b> .....	<b>127</b>
Mitigation Goals.....	129
<b>SECTION 18: MITIGATION ACTIONS</b> .....	<b>130</b>
Mitigation Action Plan .....	146
<b>SECTION 19: PLAN MAINTENANCE</b> .....	<b>147</b>
Incorporation .....	147
Methods of Incorporation of the Plan .....	148
Monitoring .....	149
Evaluation .....	150
Updating.....	150
Five Year Review and Update .....	151
Continued Public Involvement.....	151
<b>APPENDIX A: CAPABILITY ASSESSMENT</b> .....	<b>152</b>
<b>APPENDIX B: PUBLIC SURVEY</b> .....	<b>154</b>
<b>APPENDIX C: PRIORITY RANKING FORMS</b> .....	<b>172</b>

**MINUTES OF THE COLORADO COUNTY  
COMMISSIONER’S COURT REGULAR MEETING  
April 28, 2025**

<u>APPENDIX D: CRITICAL FACILITIES</u>	<u>174</u>
<u>APPENDIX E: MEETING DOCUMENTATION</u>	<u>176</u>
<u>APPENDIX F: ADOPTION RESOLUTION</u>	<u>185</u>



**MINUTES OF THE COLORADO COUNTY**  
**COMMISSIONER'S COURT REGULAR MEETING**  
**April 28, 2025**

## SECTION 1: INTRODUCTION

### Background

Colorado County is located in Central Texas near the Gulf Coast and southwest of Harris County, home to Houston which is the 4<sup>th</sup> largest city in the United States. While large portions of the County remain rural in nature, the regional population and economic growth to the east is being felt in the area and underscores the need to plan for the mitigation of future hazards to protect people and property. Colorado County is susceptible to a wide range of natural hazards, including but not limited to hurricanes, flooding, hail, extreme heat, drought, and wildfire. The county has a hazard profile similar to many Central Texas communities with hurricanes and tropical storms from the gulf coast in the summer and fall and flash flooding events typically in the spring and summer. With climate change affecting weather patterns and sea level rise on the Texas coast, these and other hazards are forecast to become more frequent and greater in magnitude in the future.



These hazards can be life-threatening, destroy property, disrupt the economy, and lower the overall quality of life for individuals. Hazard mitigation is defined by the Federal Emergency Management Agency (FEMA) as sustained actions taken to reduce or eliminate long-term risk to people and property from hazards and their effects. Hazard mitigation planning is an investment in a community's safety and sustainability. It is widely accepted that the most effective hazard mitigation measures are implemented at the local government level, where decisions on the regulation and control of development are ultimately made. This hazard mitigation plan is a vehicle for Colorado County, including participating jurisdictions, to address hazard vulnerabilities by reducing the future impact of many different hazards on people and property that exist today and in the foreseeable future.

### Participation and Scope

The Colorado County Hazard Mitigation Plan is a multi-jurisdictional plan covering one (1) County, three (3) cities, three (3) independent school districts, and one (1) water district. The prior hazard mitigation plan for the area was the 2016 Colorado County Hazard Mitigation Plan. This plan update includes the City of Columbus, City of Eagle Lake, City of Weimar, Columbus Independent School District, Rice Consolidated Independent School District, Weimar Independent School District, and the Colorado Water Control and Improvement District #2 as participating jurisdictions. Additional entities were invited to participate but chose to do so as stakeholders, rather than jurisdictions. These are listed in Section Two under Public and Stakeholder involvement. Below is an example of outreach efforts to inform the public about the upcoming Hazard Mitigation Action Plan (HMAP) development process.





**MINUTES OF THE COLORADO COUNTY  
COMMISSIONER'S COURT REGULAR MEETING**

**April 28, 2025**

Notice of mitigation planning efforts on county and city websites and the local newspaper, Winter 2023

*"The hazard mitigation focus for FEMA is to look at a broad set of threats and how those pair up to community vulnerabilities. We will be considering everything from flood events to hurricanes, tropical storms, severe thunderstorms, tornados, hail, lightning, drought, wildfire, extreme heat, and winter storms," Rojas said.*

*The required plan includes a Core Planning team of Colorado County and its participating jurisdictions along with local teams to develop specific mitigation strategies unique to each community. Once the Core and local teams are both established, Rojas said that they will conduct an on-line community survey to understand residents' top concerns, along with several public hearings. The survey will also be accessible to the public in public facilities such as libraries, city halls, and the county courthouse.*

The 2016 hazard mitigation plan included Colorado County and the Cities of Columbus and Eagle Lake. The updated plan will expand upon the 2016 plan with new capabilities, risk assessments, and mitigation actions contained therein, but will also provide a more nuanced view of the county regarding history, landscape, risk, economy, transportation, and other factors.

The 2024 plan scope is to develop a detailed understanding of the planning area regarding existing capabilities, historical data, and future development patterns. Next, the vulnerability of the area to different hazards will be studied through a detailed hazard risk assessment that will assist the planning team in identifying and ranking mitigation activities based on their likelihood to reduce overall risk.

**Purpose**

The Mission Statement of the Plan is, ***Protect the people, property, economy, and quality of life in Colorado County from hazards and disasters.***

The Plan was prepared by Colorado County, including participating jurisdictions, and in cooperation with Langford Community Management Services and Rojas Planning, LLC. The purpose of the Plan is to minimize or eliminate long-term risks to human life and property from known hazards and to break the cycle of high-cost disaster response and recovery throughout Colorado County. In order to accomplish this, cost-effective hazard mitigation actions within the planning area are identified along with information critical to successful implementation such as estimated cost, responsible departments, funding sources, and timelines. In addition, a FEMA-approved hazard mitigation plan is a condition for receiving certain types of non-emergency disaster assistance, including funding for mitigation programs and projects.

A successful Hazard Mitigation Plan will:

1. Align risk reduction with other Federal, State or community objectives;
2. Build or encourage partnerships for risk reduction involving government, organizations, businesses, and the public;
3. Communicate priorities to potential sources of funding;
4. Identify long-term, broadly-supported strategies for risk reduction;



**MINUTES OF THE COLORADO COUNTY  
COMMISSIONER'S COURT REGULAR MEETING  
April 28, 2025**

5. Identify implementation approaches that focus resources on the greatest risks and vulnerabilities; and,
6. Increase education and awareness around threats, hazards, and vulnerabilities.

The Core Planning Team has identified ten natural hazards and two man-made hazards that need to be addressed in the plan. More information can be found about these hazards in Section 4, while the detailed risk assessments for each hazard are discussed in Sections 5-17. The Plan's specific goals are identified in Section 18, with mitigation actions outlined in Section 19. Section 20 discusses the ongoing maintenance of the Plan, including how it will be incorporated into existing plans and funding mechanisms, monitoring and evaluation, annual and 5-year updates, and a commitment to involve the public continuously in the Hazard Mitigation Plan.

**Authority**

The Texas Division of Emergency Management (TDEM) and FEMA have the authority to review and approve hazard mitigation plans through the Disaster Mitigation Act of 2000, which amended the Robert T. Stafford Disaster Relief and Emergency Assistance Act.





MINUTES OF THE COLORADO COUNTY  
COMMISSIONER'S COURT REGULAR MEETING  
April 28, 2025

SECTION 2: PLANNING PROCESS

Plan Preparation and Plan Development

Hazard mitigation is the effort to reduce loss of life and property by lessening the impact of disasters and is most effective when implemented under a comprehensive, long-term mitigation plan. Hazard mitigation planning involves coordination with various constituents and stakeholders to identify risks and vulnerabilities associated with natural disasters and develop long-term strategies for protecting people and property from future hazard events. Mitigation plans are key to breaking the cycle of disaster damage, reconstruction, and repeated damage. This section provides an overview of the planning process including the identification of the key steps of Plan development and a detailed description of how stakeholders and the public were involved.

Figure 1-1: Plan Development Process



- **Organize the Planning Process and Resources** – At the start, the participating jurisdictions focus on assembling the resources needed for a successful mitigation planning process. This includes securing technical expertise, defining the planning area, and identifying key individuals, agencies, neighboring jurisdictions, businesses, and/or other stakeholders to participate in the process. The planning process for local and tribal governments must include opportunities for the public to comment on the plan.
- **Assess Risks** – Next, the local government needs to identify the characteristics and potential consequences of hazards. It is important to understand what geographic areas each hazard might impact and what people, property, or other assets might be vulnerable.

**MINUTES OF THE COLORADO COUNTY  
COMMISSIONER'S COURT REGULAR MEETING  
April 28, 2025**

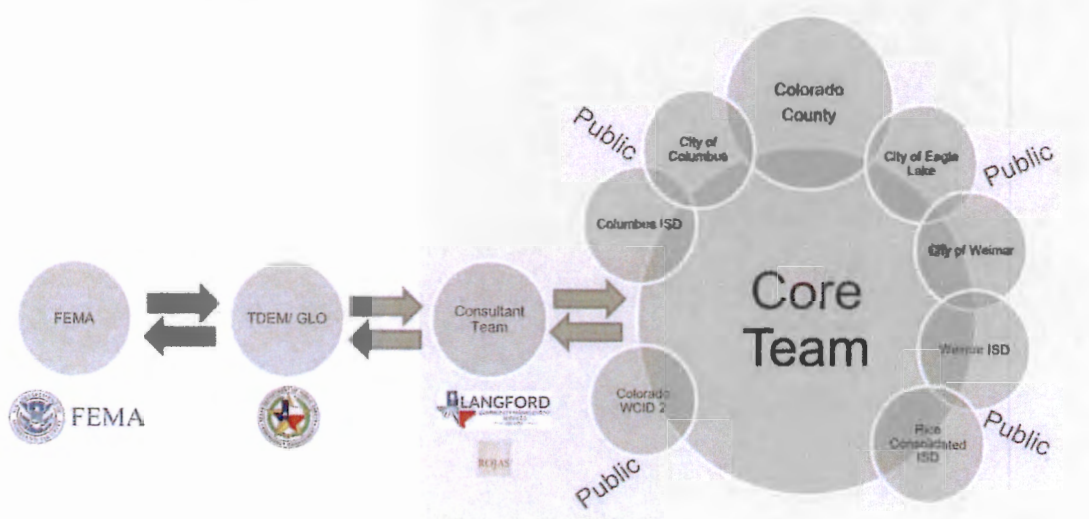
**3. Develop a Mitigation Strategy** – The local government then sets priorities and develops long-term strategies for avoiding or minimizing the undesired effects of disasters. The mitigation strategy addresses how the mitigation actions will be implemented and administered.

**4. Adopt and Implement the Plan** – Once FEMA has received the adoption from the governing body and approved the plan, the state, tribe, or local government can bring the mitigation plan to life in a variety of ways, ranging from implementing specific mitigation projects to changing aspects of day-to-day organizational operations. To ensure success, the plan must remain a relevant, living document through routine maintenance. The local government needs to conduct periodic evaluations to assess changing risks and priorities and make revisions as needed.

#### Planning Team

Colorado County, including participating jurisdictions, hired Langford Community Management Services and Rojas Planning to provide technical support and to oversee development of the plan. The Colorado County Multi-Jurisdictional Plan update was created using a direct representative model, where each participating jurisdiction chooses and sends a representative to represent their interests. A local planning team was also established at the jurisdictional level, which was responsible for assembling representatives to participate in the meetings and complete relevant tasks. Ultimately, this group was primarily responsible for developing, and eventually implementing the mitigation actions at the local level.

Figure 1-2: Planning Team and Process Diagram



The first Core Planning Team meeting was held on Wednesday April 5, 2023, at the Colorado County Services Facility at 395 Radio Lane, Columbus, TX 78934. At this meeting an overview of the planning process was discussed as well as what the responsibilities would be of each of the participating jurisdictions and their Core Team representative. Some of the responsibilities of the Core Team that were discussed include Capability Assessment Surveys, identifying critical facilities, providing a survey to the general public, providing input

MINUTES OF THE COLORADO COUNTY  
COMMISSIONER’S COURT REGULAR MEETING  
April 28, 2025

regarding the identification of hazards, identifying mitigation goals, developing new mitigation actions, and ranking mitigation actions.

At least one member from each participating jurisdiction and the Water District was present at this kickoff Core Team meeting. The meeting included a discussion on Plan stakeholders, options for engaging the public, and developing a schedule for Plan development. Core Team members were asked to attend all workshops; any members that did not attend were given copies of the meeting materials and contacted by phone or e-mail.

Table 2-1. Core Planning Team (2022 American Community Survey)


Entity/Population	Position or Title	Department
Colorado CO 20,582	County Judge Emergency Management Coordinator	Commissioners Court Emergency Management
City of Columbus 3,686	City Manager Public Works Supervisor	City Hall Public Works
City of Eagle Lake 3,443	City Secretary City Manager	City Hall
City of Weimar 2,771	City Secretary City Manager	City hall
Columbus ISD	Superintendent	Administration
Weimar ISD	Superintendent	Administration
Rice Consolidated ISD	Superintendent	Administration
Colorado WCID #2	General Manager	Water District Officers





**April 28, 2025**

## Project Schedule



## Resources and Existing Plans

## Resources

To conduct hazard risk assessments, various resources were used to gather and analyze data on past hazard events and their impacts on the planning area. The preliminary findings of the hazard risk assessments were presented at Core Meeting 2, and then shared in their entirety with the participants to develop mitigation actions. The information obtained from these assessments facilitated discussions that helped participants develop actions for their respective communities. Resources used for the assessments include the National Oceanic and Atmospheric Administration (NOAA), Texas Geographic Society, U.S. Geographic Society (USGS), U.S. Department of Health and Human Services, US Departments of Agriculture, FEMA, U.S. Army Corp of Engineers (USACE), Texas Water Development Board (TWDB), Texas A & M Forest Service, Texas Division of Emergency Management (TDEM), local reporting, and other sources. This Hazard Mitigation Plan aligns with and supports Colorado Water Control and Improvement District's revision of their Emergency Response Plan (ERP) and expansion of their existing Vulnerability Assessment to meet the risk and resilience assessment. The EPA has stated that if a CWS serves a population of 3,301 to 49,999, then their risk and resilience assessment certification statement was first due to the EPA by June 30, 2021, and their ERP certification statement was first due to the EPA within six months from that date.

## Existing Plans

The following existing plans were used to develop background information and as a starting point for discussing past and current capabilities, hazards, and mitigation actions.

Texas State Hazard Mitigation plan - The primary role of the plan is to motivate state agencies and local government, as well as the private sector, to prevent catastrophic impact to property and people from natural hazards by addressing their potential for risk, identifying mitigation actions; and establishing priorities to follow through with those actions through

**MINUTES OF THE COLORADO COUNTY  
COMMISSIONER'S COURT REGULAR MEETING**

**April 28, 2025**

collaborative, analytical mitigation planning. An additional role of the plan is to provide the framework for local planning teams to use as a springboard and resource when addressing their local mitigation planning requirements and strategies. The 2018 State Plan is the most recent update.

Colorado County Emergency Management Plan (2012) - This Basic Plan outlines our approach to emergency operations, and is applicable to Colorado County and the cities of Columbus, Eagle Lake, and Weimar. It provides general guidance for emergency management activities and an overview of our methods of mitigation, preparedness, response, and recovery. The plan describes our emergency response organization and assigns responsibilities for various emergency tasks. This plan is intended to provide a framework for more specific functional annexes that describe in more detail who does what, when, and how. This plan applies to all local officials, departments, and agencies. The primary audience for the document includes our chief elected official and other elected officials, the emergency management staff, department and agency heads and their senior staff members, leaders of local volunteer organizations that support emergency operations, and others who may participate in our mitigation, preparedness, response, and recovery efforts. Some examples of hazard pre-emergency phase actions contained in the plan include the following:

**Fires:**

1. Enforce fire codes.
2. Conduct fire safety education programs for the public.
3. Recommend fire prevention activities such as brush clearance, outdoor burning restrictions, and use of fireworks when conditions warrant.
4. Maintain current information on the types and quantities of hazardous materials present in local businesses and industrial facilities.
5. Maintain current information on known fire hazards present in facilities such as refineries, factories, power plants, and other commercial businesses.

**Hurricanes:**

1. Conduct public education and distribute preparedness materials highlighting local hurricane risk areas, precautionary actions, and protective actions.
2. In coordination with the EMC, maintain a set of pre-scripted warning and public instructions messages ready for use. See Annex A to the Basic Plan.
3. Coordinate with school authorities/PIOs on policies/procedures for announcing school closures.
4. Review local Hazard Analysis and Annex E to EM Plan, to identify potential hurricane risk areas and evacuation routes.
5. Disseminate information on the availability of facilities for evacuated pets and large animals.
6. Coordinate with PIOs from local response agencies and volunteer groups and develop an effective PIO-to-PIO communication system.
7. Disseminate information emphasizing the need for ride sharing during an evacuation.

Texas Community Development Program Planning Study (2007-2027) - The City of Columbus initiated these Planning Studies and received funding in 2005. It has worked with engineering and planning consultants to complete this effort. This planning endeavor was





**MINUTES OF THE COLORADO COUNTY  
COMMISSIONER'S COURT REGULAR MEETING**

**April 28, 2025**

financed in part through provisions of the Office of Rural Community Affairs, in conjunction with the U.S. Department of Housing and Urban Development. The text, tables, charts, and figures contained in these Planning Studies provide an inventory, description, and analysis of Columbus's current physical, economic, and social conditions. Goals, objectives, and actions in the form of policy recommendations provide the direction Columbus might take during the coming years to become the place its citizens desire. This executive summary emphasizes the conclusions and final recommendation of the planning efforts described in detail in the body of this report

City of Columbus Comprehensive Plan (2024) – The City of Columbus is currently undertaking a corridor future land use plan that will be completed in 2024. The hazard mitigation actions in this plan will be integrated with that planning effort.

City of Weimar Comprehensive Plan (Updated 2008) - In June, 2008 a Town Hall meeting was held to review the City of Weimar's 2004 Comprehensive Plan Update. The purpose was to celebrate the many accomplishments from that plan and to identify any new opportunities that have arisen since the adoption of that plan.

These are new opportunities for the community to build on the success of the 2004 plan and continue to improve the quality of life in Weimar. The comments gathered ranged from city wide recycling to more amenities at city parks, to more activities in the evening. Not all of these are areas where City government can take a lead role, it will take a community wide effort to address them, Issues were prioritized resulting in the following list of six issues to be addressed:

- Evening Activities
- Anti-Vandalism Campaign
- Citywide Recycling
- Traffic Safety
- Improvements to City Park
- Tourism Development

City of Weimar Economic Development Plan (2023) – The goals from the plan that are incorporated into the hazard mitigation planning effort are to develop an annexation plan and update the zoning map. These goals are in the context of economic development but will be considered from a hazard mitigation lens as well when they are implemented. The broader economic development goals are presented in Section 3 under the Economy heading. The Economic Development Plan also states that City of Weimar will continue to implement the Comprehensive Plan and its updates.

Lower Colorado-Lavaca Regional Flood Plan (2023) - In 2019, the Texas Legislature enacted Senate Bill 8 directing the creation of the first-ever State Flood Plan to be prepared by the Texas Water Development Board (TWDB) and to follow a similar regional "bottom-up" approach that has been used for water supply planning in Texas for more than 20 years. As outlined by the Texas Water Code, the purpose of the regional and state flood plans is to:

- provide for orderly preparation for and response to flood conditions to protect against the loss of life and property
- guide state and local flood control policy
- contribute to water development, where possible





MINUTES OF THE COLORADO COUNTY  
COMMISSIONER’S COURT REGULAR MEETING  
April 28, 2025

Recommendations for the area were to update the outdated National Flood Hazard area with new hydrologic and hydraulic models using Atlas 14 rainfall data.

Public and Stakeholder Involvement

The process of hazard mitigation planning presents an opportunity for Colorado County, along with the participating jurisdictions, water utility, stakeholders and the general public, to assess and develop effective actions to mitigate the risk of loss of life and property damage that may result from a disaster occurring within or around the planning area. Public participation and stakeholder involvement in the Plan are critical to ensure that the components of the Plan are accurate and relevant to the needs of the community. The Planning Team develops a greater understanding of local concerns and legacy knowledge with input from individual citizens and the community as a whole. If citizens and stakeholders are involved it also imparts more credibility on the final Plan and increases the likelihood of successfully implemented mitigation actions.

Table 2-2. Plan Stakeholders

Chambers of Commerce	Mayors/ Chief Admin. Officer	City Councils
City of Columbus Industrial Development Corporation	County Commissioners	Appraisal District
Public Works	TxDOT – District Representative	TDEM
TCEQ	TWDB	Red Cross
Texas Fire Marshal’s Office		
GLO	Colorado County Groundwater Conservation District	City EMS
City Police Department	City Fire Department	Hill Country Waste Solutions

The public input process can be viewed as three tiers of groups based on participation and responsibility for plan development and implementation.

The first tier is the Core Planning Team, which constitutes at least one representative from every participating jurisdiction, including the Colorado WCID. Their responsibilities and participation rates are the highest because they are required to attend every meeting in the project schedule. This includes Core Team Meetings, Jurisdictional Sub-Team Meetings, and Public Meetings. Two Core Planning Team Meetings were held throughout the development of this plan with action items and tasks for each member.



MINUTES OF THE COLORADO COUNTY  
COMMISSIONER’S COURT REGULAR MEETING  
April 28, 2025

Figure 1-3: First Jurisdiction Sub-Team Meeting at the Colorado County Courthouse, September 7, 2023 from 2-3:30 PM



The second tier was the Jurisdictional Sub-Teams comprised of a greater number of members from each participating jurisdiction with the representative Core Team Member leading the meetings and ensuring that tasks were completed. Jurisdictional Sub-Teams are comprised of a diverse group of local officials that have day to day responsibilities for emergency response and preparedness, development review and regulations, and departmental or legislative decision-making authority. This second tier had responsibilities associated with the specific tasks assigned to each of the two meetings scheduled for this group. The first Jurisdictional Sub-Team meeting was held at the Colorado County Courthouse on September 7, 2023. The second Jurisdictional Sub-Team meeting was held virtually on June 5, 2024. This meeting included a final review of the mitigation action plan for each community, a priority exercise for the actions in the plan, and development of plan maintenance and implementation strategies.

Table 2-3. Jurisdictional Sub-Teams

Entity	Position or Title	Department
Colorado County	Colorado County EMC	Emergency Management
Colorado County	County Judge	Commissioner’s Court
Columbus ISD	Superintendent	Administration
Columbus City	Police Chief	Police Department
Eagle Lake ISD	Superintendent	Administration
Eagle Lake	Mayor	City Council
Weimar	Chief Administrative Officer	Administration

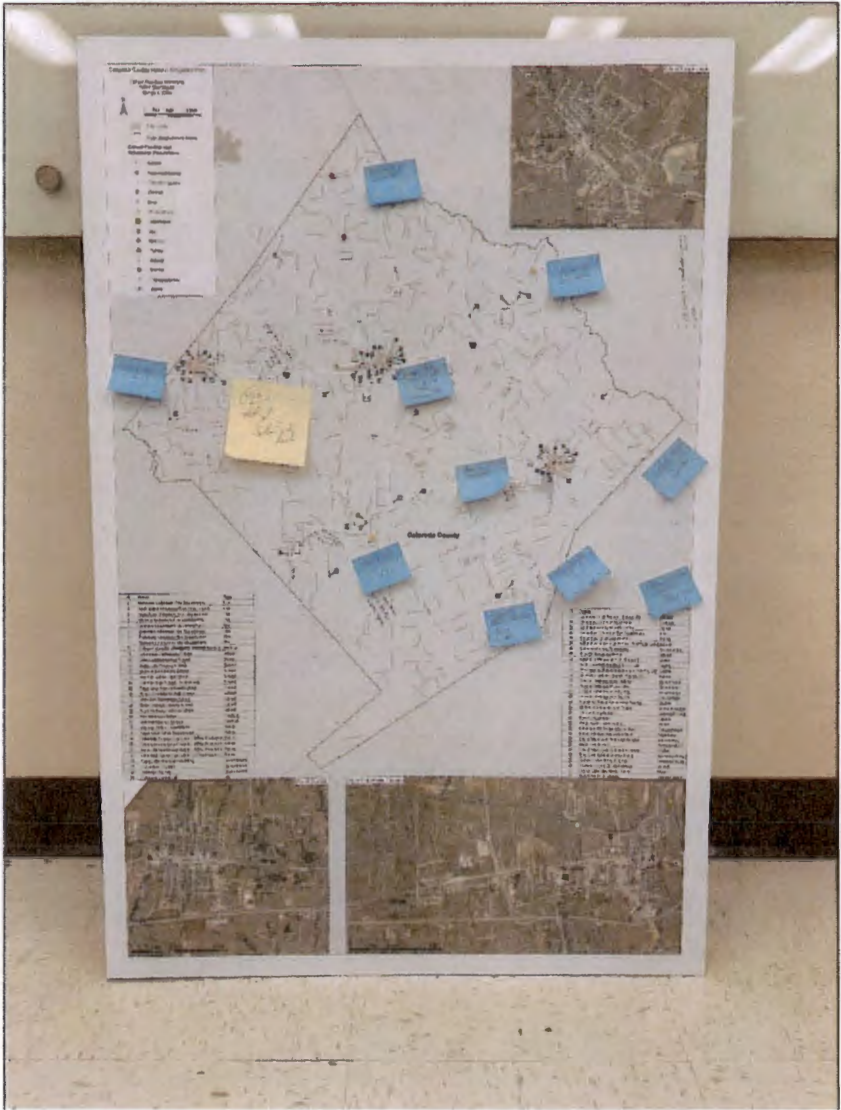




**MINUTES OF THE COLORADO COUNTY  
COMMISSIONER'S COURT REGULAR MEETING**  
**April 28, 2025**

Colorado WCID 2	Manager	Administration
-----------------	---------	----------------

Figure 1-4: Public Meeting at the EMS training room in the City of Columbus, March 7, 2024, 6 pm to 8 pm.



A public workshop was held to gather input from local officials and the public for hazard mitigation. The workshop was held on March 7, 2024 in the City of Columbus at the EMS training room at 305 Radio Lane. The results of the survey were released in coordination with the first workshop to develop the final list of hazards to be studied. The workshops were designed to enable communities to examine critical facilities and vulnerable populations, as well as to provide feedback on general and specific vulnerabilities, and areas that are prone to natural hazards. Neighboring communities, as well as local and regional stakeholders, were invited via email and phone. They were given an overview of the planning process and briefed on how they can collaborate with participating jurisdictions to apply for future project funding for implementing mitigation projects that are relevant to their specific hazard risks.



**MINUTES OF THE COLORADO COUNTY  
COMMISSIONER'S COURT REGULAR MEETING  
April 28, 2025**

In an effort to reach the widest audience possible, particularly underserved communities and vulnerable populations, Colorado County as well as participating jurisdictions offered paper surveys at public facilities including public libraries and city hall buildings, as well as other locations, in addition to the online forms. The survey announcement as well as all meetings were advertised in English and Spanish on county and city websites as well as social media accounts and published in local newspapers with Spanish translation services available for all meetings. In addition, all in-person meetings were held in handicap accessible locations. No specific feedback was received from attendees self-identifying as a member of an underserved community or vulnerable population.

Figure 1-5: 2<sup>nd</sup> Core Team Meeting, June 5, 2021, Virtual Meeting



The following are a summary of findings from the public survey that was opened on March 7, 2024, and closed on June 7, 2024. The survey was first announced at the first public meeting in the City of Columbus and was advertised on flyers, QR code leaflets, the county website, city websites, social media, and by word of mouth by Core team members.

Summary of Findings from the Survey:

1. 9 total surveys, 0 manually entered.
2. Approximately 33% of respondents were in the unincorporated areas of Colorado County, another 33% of the respondents stated that they were inside the city limits of Columbus, 22% were from the City of Eagle Lake, and 11% were from the City of Weimar.
3. Hurricane was identified as the highest threat with 44% of all responses, followed by extreme heat, floods, tornados, and drought, and windstorms.



**MINUTES OF THE COLORADO COUNTY  
COMMISSIONER'S COURT REGULAR MEETING  
April 28, 2025**

- 4. Severe Winter Storms, Floods, Hurricanes, Extreme heat, Severe Winter Storms, Hailstorms, Wildfire, Tornados, Drought, and Lightning are the more prominent responses in the hazards that had been experienced or hazards expected to be experienced.
- 5. 100% of respondents self-report that they are not located in a floodplain, with just more than 22% identified as having flood insurance.
- 6. 44% of respondents are extremely concerned, 44% of respondents are somewhat concerned about being impacted by a disaster and 11% of respondents are not concerned.
- 7. The majority, 78%, have taken steps to make home, business, or community more resistant to hazards with 89% of respondents that would like to know more about how to.
- 8. Internet and social media were identified as the most effective ways to receive information about how to make home, business, or community more resistant to hazards at 67% combined.
- 9. Contact by text or e-mail or Code Red were identified as the best two methods to alert public to an imminent disaster at 44% each. An "other" approach was identified at 11%
- 10. The mitigation activities that received the highest responses were to work on improving the damage resistance of utilities (electricity, communications, water / wastewater facilities, etc.), Retrofit and strengthen essential facilities such as police, fire, emergency medical services, hospitals, schools, etc., Retrofit infrastructure, such as elevating roadways and improving drainage systems, and Inform property owners of ways they can mitigate damage to their properties.
- 11. Hazard prevention through building regulations, emergency services actions, natural resource protection, property protection and public education were identified as very important. *Structural projects* was the only answer that was identified overall as somewhat important.

Qualitative Answers:

Question 12: Have you taken any actions to make your home, business and/or community more resistant to hazards? If "Yes", please described the action you have taken:

**RESPONSES**

Studied the situation. Have emergency supplies on hand.

Defensible space against fore

Preventive drainage

Monitor Construction within the flood plain and areas with drainage concerns.

New facing and better windows

We make sure the yard is well-kept so there is less debris to catch on fire. Tree limbs are managed yet we do not cut down the large trees so we can have shade from the heat. It is cooler under a tree than under a carport in the summer heat.

Purchased flood insurance. Preparation with emergency supplies at all times.

Question 17: Are there any other issues regarding the reduction of risk and loss associated with hazards or disasters in the community that you think are important?



**MINUTES OF THE COLORADO COUNTY  
COMMISSIONER’S COURT REGULAR MEETING  
April 28, 2025**

**RESPONSES**

No

We need updated flood studies to revise flood mapping within the cities and areas within the county.

I'm not sure

MINUTES OF THE COLORADO COUNTY  
COMMISSIONER'S COURT REGULAR MEETING  
April 28, 2025

SECTION 3: PLANNING AREA PROFILE

This section provides a profile of the hazard mitigation planning area.

Colorado County

Colorado County, located about sixty miles above the Gulf of Mexico in south central Texas, is bounded on the northeast by Austin County, on the southeast by Wharton County, on the south by Jackson County, on the southwest by Lavaca County, and on the northwest by Fayette County. It is roughly rectangular in shape except for a small strip extending to the southwest. The center point of the county is at 29°38' north latitude and 96°32' west longitude. The county was named for the Colorado River, which bisects it northwest to southeast. Columbus is the county seat. Colorado County is crossed by Interstate Highway 10, U.S. highways 90 and 90A, and State Highway 71, as well as by the Union Pacific railroad. The county includes 964 square miles of level to rolling land with elevations that range from 150 to 425 feet above sea level. The annual rainfall is forty-one inches. The average minimum temperature in January is 41° F, and the average maximum in July is 96°. The growing season lasts 280 days. From 11 to 20 percent of the land is considered prime farmland. Colorado County has several different soil sections: light-colored soils with clayey subsoils predominate in the southwest and northeast; poorly drained soils with cracking, clayey subsoils are found along the Colorado River; and loamy soils with cracking, clayey subsoils characterize the center. The northwest part of the county, in the Blackland Prairie area, supports elm, oak, pecan, and mesquite trees along streams. The remainder is a post oak savanna, where post oak, blackjack oak, and elm grow, with walnuts and pecans along streams.<sup>1</sup>

Population 2020	20,390
Change from 2010	-1.5%
Area (sq. mi.)	974
Altitude (ft.)	150-425
Rainfall (in.)	41.0
Jan. avg. min. (F°)	41
July avg. max. (F°)	96

<sup>1</sup> www.tshaonline.org



**MINUTES OF THE COLORADO COUNTY**  
**COMMISSIONER'S COURT REGULAR MEETING**  
**April 28, 2025**

Figure 3-1: Map of Colorado County



The Colorado County Courthouse, built in 1890, is a historic government building located at 400 Spring Street in Columbus, Colorado County, Texas. Colorado County's fourth courthouse, it originally had a central bell tower which was replaced before 1939 by a central domed Tiffany-style skylight. On July 12, 1976, it was added to the National Register of Historic Places. It was renovated in 2013, when historic colors were restored. It is still in use today as a courthouse.<sup>2</sup>

Figure 3-2: Colorado County Courthouse (skylight shown on the right), City of Columbus



<sup>2</sup> Wikipedia.org



**MINUTES OF THE COLORADO COUNTY  
COMMISSIONER'S COURT REGULAR MEETING**

**April 28, 2025**

Colorado County Hazard Mitigation Plan 23

**Economy**

Colorado County

In the early twenty-first century agribusiness, oil-field services, and oil-field equipment manufacturing were key elements of the area's economy. In 2002 the county had 1,770 farms and ranches covering 538,635 acres, 49 percent of which were devoted to pasture and 39 percent to crops. In that year local farmers and ranchers in the area earned \$41,586,000, with crop sales accounting for \$22,940,000 of that total. Rice, cattle, corn, nursery plants, poultry, hay, and sorghum were the chief agricultural products. The county is well supplied with recreational facilities and tourist sites. With neighboring Washington, Fayette, and Austin counties, it forms part of the Texas Pioneer Trail. Columbus is rich in Victorian-era homes, a number of which are open to the public during the Magnolia Homes Tours the third weekend in May. The Attwater Prairie Chicken National Wildlife Refuge hosts a festival every October. Incorporated communities in Colorado County include Columbus (population, 3,842), the seat of government; Weimar (2,223); and Eagle Lake (3,868). Weimar hosts a "Gedenke" (Remember) celebration on Mother's Day. Other unincorporated communities in the county include Sheridan, Garwood, Altair, Bernardo, Oakland, Glidden, Rock Island, Frelsburg, Borden, Chesterville, Nada, Mathews, Mentz, and Alleyton.

City of Columbus, Texas

Located 70 miles west of Houston, 125 miles east of San Antonio, and 87 miles south of Austin, Columbus is a relaxing small town with a rich and wild history, full of Southern charm. The annual Colorado County fair happens in Columbus and has been held for 40 years with 3 days of carnival rides, eats, live music, rodeo excitement, and more.

Large deposits of sand and gravel in and around Columbus helped give birth to a major local industry around the turn of the 20th century. Gravel pits were first dug by the Galveston, Harrisburg and San Antonio Railway just west of Glidden in 1906. By 1910 Columbus was virtually surrounded by gravel pits. Four additional companies were formed in that year alone. Gravel production has continued to be a major source of economic prosperity over the years, with only moderate declines during the Great Depression. In addition to its economic contribution, the prevalence of an inexpensive source of local gravel has also contributed to affordable road construction.

Columbus grew steadily after World War II, as the local economy became increasingly focused on recreational activities. For Columbus this focus centered on historic buildings and a down-home atmosphere. In 1961 a group of civic leaders organized the Magnolia Homes Tour, a nonprofit organization established to preserve the unique local culture, traditions, and heritage of Columbus as embodied in its historic buildings. Tours are conducted on the first and third Thursdays of each month and include the Stafford Opera House, the Senftenberg-Brandon House Museum, the Alley Log Cabin Museum, the Dilue Rose Harris House Museum, and the Mary Elizabeth Youens Hopkins Santa Claus Museum. Other historic buildings in the area include the Confederate Memorial Museum, in the brick-based Water Tower (1883), the Brunson Building (1891), the Raumonda house (1887), the Gant house (ca. 1870), and the Colorado County Courthouse (1891).

The Columbus Community Industrial Development Corporation (CCIDC) administers the City of Columbus' half-cent 4-B sales tax revenues – approved by voters in 1995 – for economic and community development. Eligible activities for receipt of these funds are outlined in the proposition section of City Ordinance No. 12-95. The Corporation manages

**MINUTES OF THE COLORADO COUNTY  
COMMISSIONER'S COURT REGULAR MEETING**

**April 28, 2025**

Colorado County Hazard Mitigation Plan 24

the Texas Crossroads Business Park and administers a community grants program. The Corporation is managed by a Board of Directors appointed by the Columbus City Council. The Corporation maintains a contract for administrative services with the City of Columbus.

Electricity is served by the BEC, water and wastewater are served by the City of Columbus.

City of Eagle Lake, Texas

Eagle Lake is on Highway 90A east of the Colorado River and fifty miles southwest of Houston in southeast Colorado County. The town is beside a lake of some 1,400 acres, also known as Eagle Lake. Below the lake is the Lower Lake. Both lakes are privately owned and are leased for hunting and fishing.

Capt. William Dunovant introduced the cultivation of rice irrigated by lake water in 1896. John Linderholm of Chesterville expanded the rice industry, irrigated by wells, to the prairie north of Eagle Lake. Rice mills were also established in Eagle Lake. In the 1980s the mills were gone, though rice culture was still one of the major local industries. Huge sand and gravel deposits were mined west of the lake, leaving stretches of water for fishing and waterskiing and bringing the manufacture of concrete products to Eagle Lake. Numerous bones of ancient animals were found in the gravel mines. Production of both oil and natural gas in the area also contributed to the economy. In the 1960s Eagle Lake became a recreational center for hunting geese and ducks that wintered on the prairies in the rice stubble and around the lake. In the 1980s the planting and harvesting of hundreds of acres of wildflowers brought new interest to Eagle Lake.

Eagle Lake is a rural community located in southeast Colorado County, on U.S. Highway 90A, about 60 miles west of Houston, 140 east of San Antonio and 100 miles southeast of Austin. Highways serving the community are U.S. 90A, and Texas FM 102, FM 3013 and FM 1093, and 12 miles to the north is Interstate 10. The population is an estimated 3,739, the land area is approximately 2.79 square miles with six acres of it water. Rice is the major crop; however, cotton, grains, and cattle production are also important to the economy. Hunting & Ecotourism is also important to the local economy. About 10,000 commercial trucks drive through Eagle Lake daily and sand/gravel mines around Eagle Lake supply the materials for construction to a large part of Southeast Texas. There are dozens Historical Markers in Eagle Lake with the Eagle Lake Commercial District is on the National Register<sup>3</sup>

Electricity is served by BEC, Water and Wastewater are provided by the City of Eagle Lake.

City of Weimar, Texas

Weimar is on U.S. Highway 90 and Interstate Highway 10, eighty-seven miles west of Houston in western Colorado County. It was founded in 1873 in anticipation that the Galveston, Harrisburg and San Antonio Railway was going to build through the site. The community was first called Jackson, after D. W. Jackson, a native Georgian and area landowner who donated land for the railroad right-of-way and the townsite. The populace subsequently chose the name Weimar; an early record states that Thomas W. Peirce, who authorized Jackson to sell lots at the site, had visited Weimar, Germany, and was favorably impressed. The Weimar post office was established in 1873. The town was incorporated in 1875. Local industries include meat processing, tooling and sheet-metal works, and

---

<sup>3</sup> <https://www.coeltx.net/community>

**MINUTES OF THE COLORADO COUNTY  
COMMISSIONER'S COURT REGULAR MEETING**

**April 28, 2025**

manufacturing of gaskets. Agriculture continues to play an important role, as Weimar continues to trade in feed grain, poultry, corn, pecans, and beef. The former GH&SA railroad remains in service today as part of the Southern Pacific system.

City of Weimar Economic Development Plan (March 2023)

Using information gathered from townhall meetings, the Economic Development Steering Committee met to identify more specific opportunities. This group focused on the strong and weak points of living and doing business in Weimar. The biggest challenge identified for businesses was the lack of workforce. Business leaders stated that it is a challenge to find new employees because unemployment is low. Another challenge is retail convenience, services, and housing options in Weimar, this slows business development because businesses want to locate in communities where their employees can find housing and services. The group identified many positives to doing business in Weimar including the small-town atmosphere, customer loyalty, quality employees, safety, and low traffic.

Individual interviews were conducted with business leaders to allow them the opportunity to offer their insight in a confidential manner. There were common themes throughout the community. In general, most employers were very satisfied with their business and were complimentary of city leadership. They felt that city leaders were responsive to area businesses and supported them well. Some areas identified for improvement included workforce development, increased coordination between the City and Chamber of Commerce, marketing and the development of an incentive policy.

Based on the public input, three comprehensive goals were established for economic development. These are business recruitment, workforce development, and developing an incentive policy.

The following plan lays out the specific objectives and action steps to achieve economic success and sustainability in Weimar.

**Weimar's Economic Development Goals**

1. Business Recruitment Objectives
  - Create jobs
  - Enhance the tax base
  - Diversify the economic base
  - Improve the quality of life
2. Workforce Development Objectives
  - Retain and attract jobs
  - Increase wages
  - Improve quality of life
3. Incentive Policy Objectives
  - Lower the cost of business investment
  - Improve the attractiveness of Weimar (business front facades and town cleanliness and beautification)
  - Economic development tools
  - Diversify the economic base
  - Improve the quality of life
4. Housing Objectives



MINUTES OF THE COLORADO COUNTY  
COMMISSIONER'S COURT REGULAR MEETING  
April 28, 2025

- Promote the preservation, rehabilitation, and investment in existing housing
- Promote new housing investment
- Encourage a range of affordable rental housing options
- Promote education and support to encourage appropriate landlord accountability
- Promote education and support to encourage appropriate tenant accountability
- Reduce abandoned housing in our neighborhoods through code compliance
- Support community-oriented policing and develop crime prevention strategies
- Provide housing opportunities for homeownership for low to moderate income households

The City of Weimar will need to continue to implement the Comprehensive Plan and its updates.

Electricity, Water and Wastewater are provided by the City of Weimar, Gas is provided by Centerpoint, and communications are provided by Colorado Valley Fiber.

Population and Demographics

The 2020 Census count for Colorado County is 20,557, of which 3,699 were residents of City of Columbus, 3,442 were residents of City of Eagle Lake, and 2,076 were residents of City of Weimar.

Table 3-1: Population of Colorado County and participating jurisdictions

Jurisdiction	2020 Census Population	2022 Population Estimate <sup>4</sup>	Estimated Vulnerable or Sensitive Populations <sup>5</sup>		
			Youth (Under 5)	Elderly (Over 65)	Below Poverty Level
Colorado County <sup>6</sup>	20,557	20,582	1,247	4,584	1,490
City of Columbus	3,699	3,686	229	1,084	395
City of Eagle Lake	3,442	3,443	247	425	329
City of Weimar	2,076	2,771	136	556	185

School Population

Columbus Independent School District, Rice Consolidated Independent School District, and Weimar Independent School District are located within Colorado County and are participating jurisdictions in this plan. The county has a combined student enrollment of over 3,500 students and an average four-year graduation rate of nearly 90 percent. The districts each offer experienced educators and small teacher/student ratios, as well as career, technical, and vocational opportunities, audio/visual and healthcare classes, athletics, fine arts, and more. Garwood Elementary School, located in Rice ISD, was awarded the prestigious title of a National Blue Ribbon School in 2019.

Colorado County also has two private Catholic Schools for students grades Kindergarten through eighth: St. Antony Catholic School of Columbus, and St. Michael Catholic School of

<sup>4</sup> U.S. Census Bureau population estimates are based off of the 2022 American Community Survey  
<sup>5</sup> The Estimated Vulnerable or Sensitive Populations are based off of the 2022 American Community Survey  
<sup>6</sup> County Totals include jurisdictional totals

MINUTES OF THE COLORADO COUNTY  
COMMISSIONER'S COURT REGULAR MEETING  
April 28, 2025

Weimar. Additionally, Clear Leadership Academy is a private learning center for grades 3k through 12.<sup>7</sup>

Table 3-2: ISD Population

ISD	Employees	Students	Children (under5)	Staff with Outdoor Jobs*
Columbus ISD	237	1,645	65	9
Weimar ISD				
Rice Consolidated ISD	228	1,306	49	8

\*Includes bus drivers and maintenance workers

Population Growth

The Census 2010 population for Colorado County was 20,874 of which 3,655 were residents of the City of Columbus, 3,639 were residents of the City of Eagle Lake, and 2,151 were residents of the City of Weimar. The 2022 population for Colorado County is estimated to be 20,582, of which 3,686 were residents of the City of Columbus, 3,443 were residents of the City of Eagle Lake, and 2,771 were residents of the City of Weimar. This estimate is produced by the U.S. Census Bureau using updated housing unit estimates to distribute county household population to the subcounty area based on housing unit change. Overall, Colorado County experienced a decrease in population between 2010 and 2022. The City of Eagle Lake also experience a population decrease during this time period while the Cities of Columbus and Weimar experiencing an increase. The Census counts between 2010 and 2020, however both show a population decrease for all jurisdictions except for the City of Columbus. Colorado County had a -317 person decrease over that time period with Eagle Lake and Weimar holding a -272 share of the total figure suggesting that much of the decline was in the incorporated areas. Table 3-2 provides historic and projected population change rates in Colorado County and all participating jurisdictions.

Table 3-2: Population Change for Colorado County and Participating Jurisdictions

Jurisdiction	2010 Census	2020 Census	2022 Estimate	Pop Change (2010-2020)	% Change (2010-2020)	Pop Change (2010-2022)	% Change (2010-2022)	Pop Change (2020-2022)	% Change (2020-2022)
Colorado County	20,874	20,557	20,582	-317	-1.5%	-292	-1.4%	25	0.1%
Columbus	3,655	3,699	3,686	44	1.2%	31	0.8%	-13	-0.4%
Eagle Lake	3,639	3,442	3,443	-197	-5.4%	-196	-5.4%	1	0.0%
Weimar	2,151	2,076	2,771	-75	-3.5%	620	28.8%	695	33.5%

Population Projections

Population projections are a useful tool to understand how future growth and development may affect vulnerability to hazards. Planning and growth management efforts will guide city infrastructure investment away from hazard prone areas as both occupied and vacant areas are considered for future development. Population projections from 2030 to 2080 are listed in Table 3-3 and are based on Texas Water Development Board (TWDB) demand projections used for the 2027 State Water Plan. Population projections are based on county-level 1.0 migration scenario projections from the Texas Demographic Center (TDC), which

<sup>7</sup> Columbus Chamber of Commerce, Visitor Guide and Member Directory





MINUTES OF THE COLORADO COUNTY  
COMMISSIONER’S COURT REGULAR MEETING  
April 28, 2025

used migration rates between the 2010 and the 2020 decennial Census to project future growth. The population projections show a decrease in population for the Colorado County Planning Area of 1,697 persons over the 50-year period, or 14.7%. However, with the recent uptick in growth between 2020-2022, the 50-year projections may tell a different story once 2030 decennial Census is taken into account. As is evident from the last 2-3 years in particular, the surrounding counties are growing rapidly with the expansion of the Houston metro area. The changes in population are not anticipated to change the impacts of hazards on vulnerable assets in the area due to low and negative growth projections over the 50-year outlook.

Table 3-3: TWDB Population Projections

Jurisdiction	P2030	P2040	P2050	P2060	P2070	P2080
Colorado County	11,480	11,216	10,899	10,571	10,200	9,783
Columbus	3,369	3,424	3,460	3,470	3,469	3,454
Eagle Lake	3,002	2,696	2,401	2,196	1,969	1,719
Weimar	1,849	1,801	1,746	1,693	1,634	1,567

Capabilities Assessment

Each municipality’s laws, programs, documents, and departments were reviewed to identify the plans, regulations, personnel, and funding mechanisms available to the county and planning partners to impact and mitigate the effects of natural hazards. The county and cities have the capacity to expand their hazard mitigation capabilities through the training of existing staff, cross-training staff across program areas, and hiring of additional staff, as well as acquiring additional funding through the attainment of grand funds, raising of taxes, and levying of new taxes. The complete table of the existing capabilities of each community and a discussion of how each participant can expand on and improve the capabilities described can be found in **Appendix A**.

Existing and Future Land Use and Development Trends

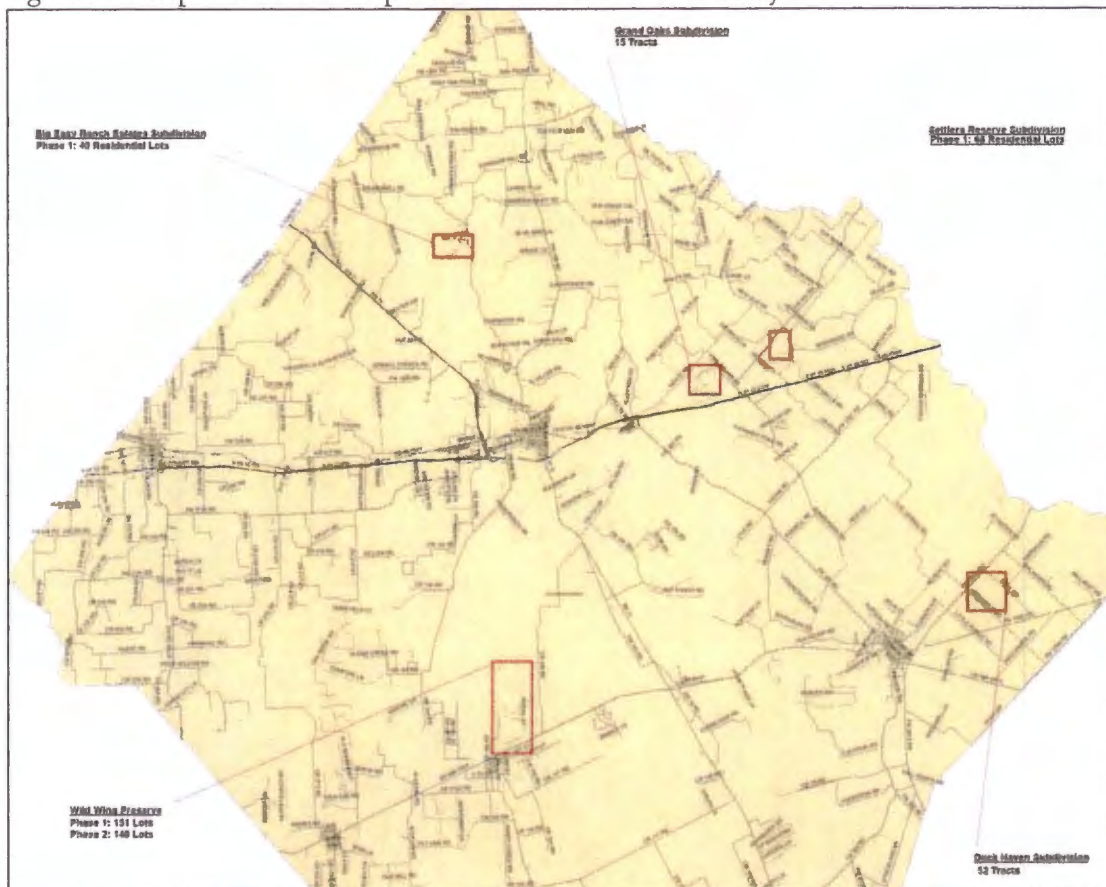
It is expected that residential growth will slowly increase along the transportation corridors leading to Colorado County from surrounding counties as they are upgraded, and within the city limits and extra-territorial jurisdictions (ETJ) of the cities of Columbus, Eagle Lake and Weimar.





**MINUTES OF THE COLORADO COUNTY**  
**COMMISSIONER'S COURT REGULAR MEETING**  
**April 28, 2025**

Figure 3-3: Map of New Development Areas in Colorado County



City of Columbus

The City of Columbus's land use is characterized by a mix of residential, commercial and public uses centered on the axis of its two main arterials, US 90 and I-10. Agricultural uses generally extend from the city limits to the extraterritorial jurisdiction.

City of Eagle Lake

The City of Eagle Lake's land use is characterized by a mix of residential, commercial and public uses centered on the axis of its two main arterials, US Alt 90 and FM 102. Agricultural uses generally extend from the city limits to the extraterritorial jurisdiction.

City of Weimar

The City of Weimar updated their comprehensive plan in 2008. This was an update to the 2004 comprehensive plan. Some of the priorities related to hazard mitigation include improved lighting and sidewalks in the downtown area, continue code enforcement in the downtown area, intersection improvements, and hiring a grant writer.

Future land use plans in Columbus, Eagle Lake, and Weimar anticipate balanced growth with a mix of land uses. As these changes in land use are realized, the impacts from hazards are expected to be diminished due to better understanding, modeling, and regulatory control of areas that are at higher risk of being affected by hazards such as floodplains and the wildland urban interface. New methods of road design and construction will also increase the

**MINUTES OF THE COLORADO COUNTY  
COMMISSIONER'S COURT REGULAR MEETING  
April 28, 2025**

resilience of and access to transportation infrastructure in the event of hazardous conditions or evacuation requirements.

**Critical Facilities and Assets**

For certain activities and facilities, even a slight risk from a hazard event is too great a threat. FEMA defines these types of places as critical facilities; hospitals, fire stations, police stations, courthouse, communications, public schools, utility infrastructure and similar facilities where essential programs/services are provided. These facilities should be given special consideration when formulating regulatory alternatives, floodplain management plans, and mitigation actions. A critical facility should not be located in a floodplain if at all possible and emergency plans should be developed to continue to provide services during a flood or hazard event. If located in a floodplain it should be provided a higher level of protection so that it can continue to function and provide services during and after a flood. Hazard mitigation actions to mitigate risk to critical facilities are included in this Plan by jurisdiction in Section 19 and a summary of critical facilities is provided in **Appendix D**.

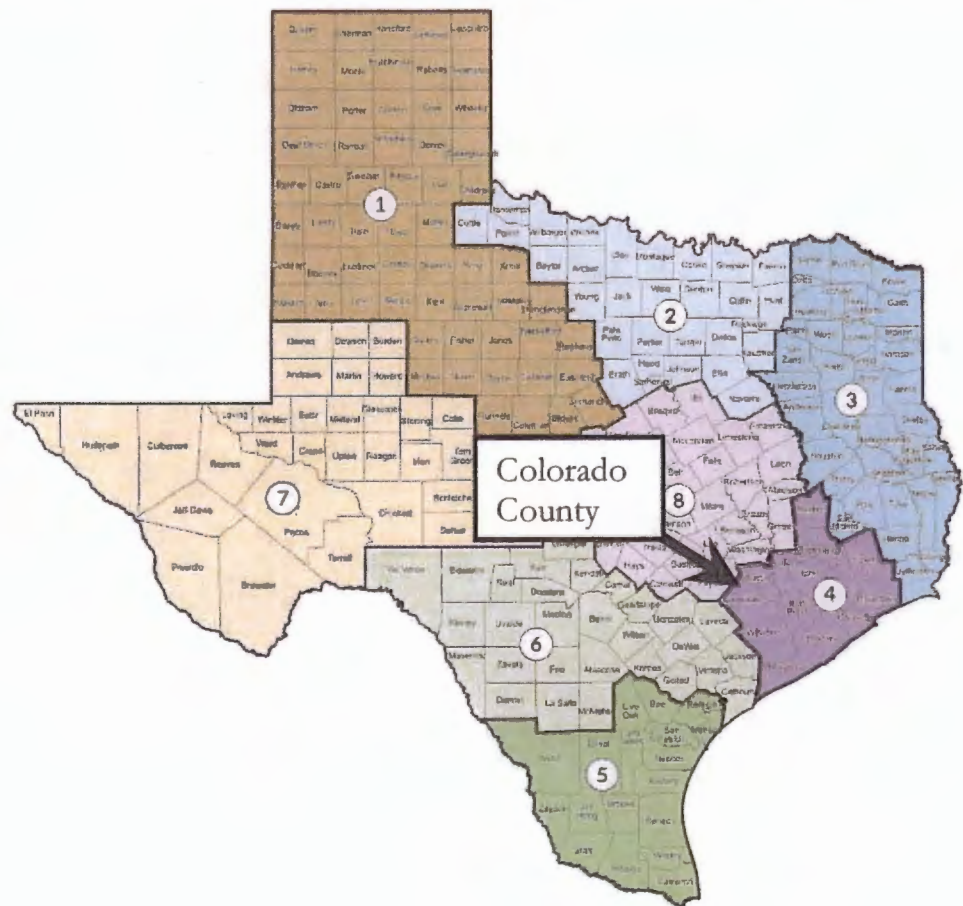
**MINUTES OF THE COLORADO COUNTY  
COMMISSIONER'S COURT REGULAR MEETING  
April 28, 2025**

**SECTION 4: HAZARDS AND RISK**

Based upon a full review of the range of hazards suggested under FEMA planning guidance and input from Colorado County Core Team members, 12 hazards have been identified as important to be addressed in the Colorado County Hazard Mitigation Plan Update. These were chosen based upon a review of the State Hazard Mitigation Plan, a review of the historical record of disaster declarations for the Colorado County planning area, historical incidents contained in the National Centers for Environmental Information (NCEI), and local records and accounts of magnitude and damages from different and distinct hazard events.

According to the State Hazard Mitigation Plan, Colorado County is located within the western portion of Texas Division of Emergency Management Region 4 where floods, hurricanes, and drought can be expected to dominate the hazard profile. This area is located directly west and inland of the rapidly developing Houston area. Increasing urbanization in an already flood prone area makes this region particularly vulnerable to riverine and coastal flooding.

Figure 4-1: Texas State Texas Division of Emergency Management Regions



Source: Texas Division of Emergency Management



MINUTES OF THE COLORADO COUNTY  
COMMISSIONER’S COURT REGULAR MEETING  
April 28, 2025

The increased risk for these specific hazards in the planning area is confirmed in the table below. Disaster declarations are made at the county level and are not specific to any one city or sub-area, however, it is illustrative for local emergency planners to understand the type and frequency of the hazards impacting the larger region. Keep in mind that the incidents listed are only those that had a level of impact sufficient to necessitate a disaster declaration and that hazards have affected the area more frequently than what the table may initially suggest. Statewide disaster declarations are not included in this list.

Table 4-1: Disaster Declarations in Colorado County

Disaster Number	Year	Title
3113	1993	Drought
1041	1994	Flood
1239	1998	Severe Storm
1257	1998	Flood
3142	1999	Fire
3216	2005	Hurricane
3261	2005	Hurricane
1606	2005	Hurricane
1624	2006	Fire
3290	2008	Hurricane

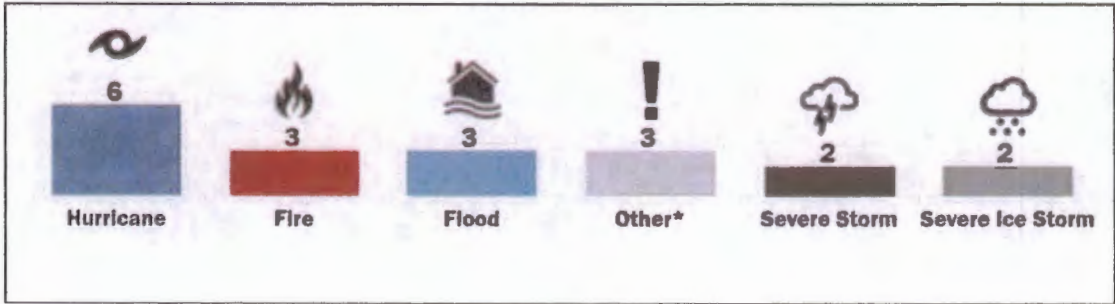
Disaster Number	Year	Title
3294	2008	Hurricane
4029	2011	Fire
4223	2015	Severe Storm
4269	2016	Flood
4332	2017	Hurricane
3458	2020	Biological
4485	2020	Biological
3554	2021	Severe Ice Storm
4586	2021	Severe Ice Storm

Source: [www.FEMA.gov](http://www.FEMA.gov)

Since the US Federal Government began issuing disaster declarations in 1953, Colorado County has had 19 disaster declarations where individual and/or public assistance has been approved. Based on Table 4-1 above, 17 of the 19 disaster declarations have been issued in the past 25 years (since 1997). The infographics below provide a summary of the type of hazard, year, and time of year in which it occurred.

The types of hazards that have had disaster declarations for the Colorado County planning area since 1953 are shown in Figure 4-2 below and color-coded for use in Figure 4-3 on the following page.

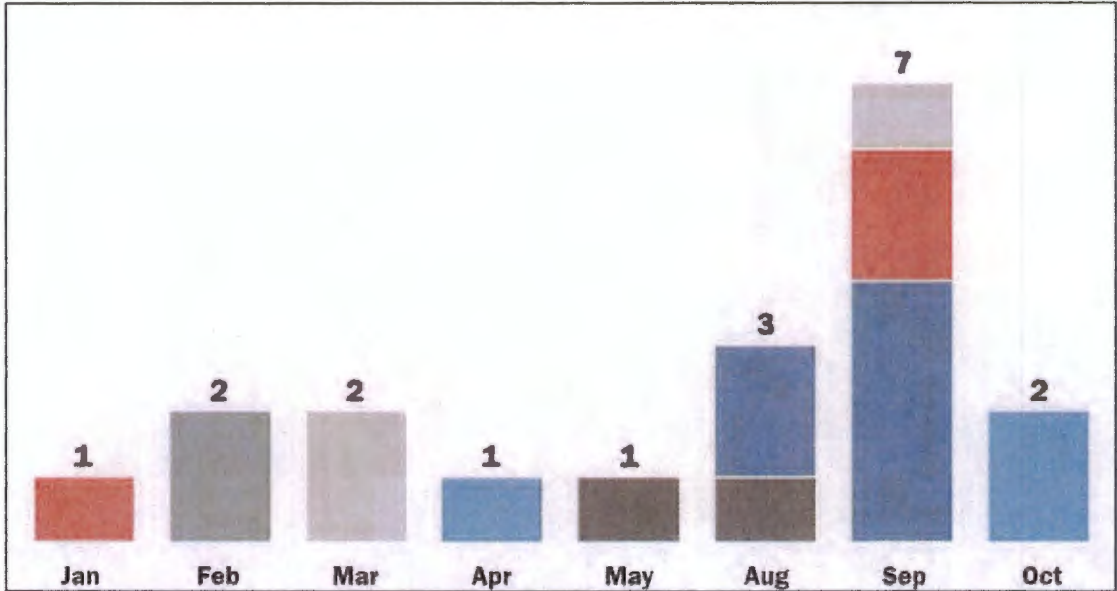
Figure 4-2: Colorado County Disaster Declarations Since 1953 by Type



MINUTES OF THE COLORADO COUNTY  
COMMISSIONER'S COURT REGULAR MEETING  
April 28, 2025

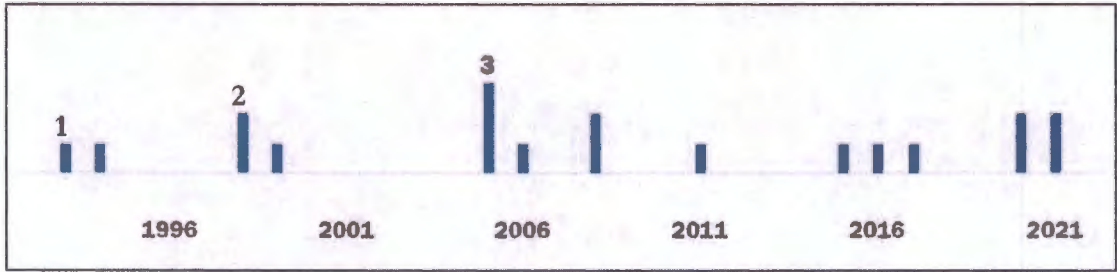
The months during which disasters have been declared in the planning area are shown in Figure 4-3 below with the number of declarations shown at the top of each bar.

Figure 4-3: Colorado County Disaster Declarations Since 1953 by Month of Occurrence



The years in which disasters have been declared in the planning area are shown in Figure 4-4 below. Table 4-1 on the previous page can be used as a reference.

Figure 4-4: Colorado County Disaster Declarations Since 1953 by Year of Occurrence





MINUTES OF THE COLORADO COUNTY  
COMMISSIONER’S COURT REGULAR MEETING  
April 28, 2025

Hazard Descriptions

The following 12 hazards listed in Table 4-2 are included in the State of Texas Hazard Mitigation Plan and it was determined by the Core Planning Team that they present a risk to the planning area. Severe Coastal Flooding and coastal erosion were left off of this list due to the distance of the planning area from the Texas coast and no history of impact.

Table 4-2: Hazards Studied

HAZARD	DESCRIPTION
HYDROLOGIC	
Drought	A deficiency in precipitation over an extended period, usually a season or more, resulting in a water shortage causing adverse impacts on vegetation, animals, and/or people.
Floods	Flooding is a general or temporary condition of partial or complete inundation of water, usually floodplains. The floodplain is an area of land susceptible to being inundated by floodwater from any source.
ATMOSPHERIC	
Extreme Heat	Extreme Heat is a condition when temperatures hover above local excessive heat criteria combined with high humidity levels.
Hailstorm	Hail is showery precipitation in the form of irregular pellets or balls of ice more than 5 mm in diameter.
Hurricanes, Tropical Storms, and Depressions	A hurricane is a large rotating storm with high-speed winds that forms over warm waters in tropical areas. Hurricanes have sustained winds of at least 74 miles per hour and an area of low air pressure in the center called the eye. Hurricanes, tropical storms, and depressions are associated with heavy rainfall and inland flooding, storm surge, and high winds.
Lightning	These are sudden charges of electricity that develop from storms or excessive heat.
Severe Winter Storms	A condition when temperatures hover below freezing and can include ice, snow, and sleet.
Tornado	A tornado is a narrow, violently rotating column of air that extends from the base of a thunderstorm to the ground.
Windstorms	Severe wind storms can occur alone, or when accompanied by severe thunderstorms. Flying debris can cause major damage to utilities, infrastructure, and property.
OTHER	
Earthquake	Any sudden shaking of the ground caused by the passage of seismic waves through Earth’s rocks. Seismic waves are produced when some form of energy stored in Earth’s crust is suddenly released, usually when masses of rock straining against one another suddenly fracture and “slip.”
Wildfire	Wildfires are an unplanned, unwanted fire burning in a natural area, like a forest, grassland, or prairie. Buildings and human development that are susceptible for wildfires are considered the wildland urban interface.
TECHNOLOGICAL	
Dam Failure	Dam Failure can occur with little warning from intense storms, flash flooding, or engineering failures. In the event of a dam failure, the energy of the water stored behind even a small dam is capable of causing loss of life and severe property damage if development exists downstream.





**MINUTES OF THE COLORADO COUNTY  
COMMISSIONER'S COURT REGULAR MEETING  
April 28, 2025**

Expansive soils and land subsidence were considered by the Core Planning Team but presented such a low risk based on the recorded history of impacts that future impacts are not expected, and therefore they are not necessary to include in the hazard assessment. Based on tabular data from the NID (National Inventory of Dams), 1 dam has a high hazard potential in the Colorado County planning area.

#### **Natural Hazards and Climate Change**

Climate change describes the rapid and relatively recent increase in global average temperatures that has helped drive a fivefold increase in the number of weather-related disasters in the last 50 years. Climate change means disasters are happening simultaneously, too.

With increasing global surface temperatures, the possibility of more droughts and increased intensity of storms will likely occur. As more water vapor is evaporated into the atmosphere it becomes fuel for more powerful storms to develop. More heat in the atmosphere and warmer ocean surface temperatures can lead to increased wind speeds in tropical storms. Rising sea levels expose higher locations not usually subjected to the power of the sea and to the erosive forces of waves and currents. This increases the likelihood and magnitude of future occurrences of hazards such as floods, extreme heat hailstorm, hurricanes, lightning, severe winter storms, tornado, windstorms, wildfire, and dam failures. The impacts from each of these hazards on the vulnerable assets of Blanco County and participating jurisdictions are expected to increase in the future as a result of climate change. These critical facilities and vulnerable populations are located in Appendix Earthquakes are not considered to have any measurable impact due to climate change in the area.

Texas is considered one of the more vulnerable states in the U.S. to abrupt climate changes and to the impact of gradual climate changes to the natural and built environments. Megadroughts can trigger abrupt changes to regional ecosystems and the water cycle, drastically increase extreme summer temperature and fire risk, and reduce availability of water resources, as Texas experienced during 2011-2012. Adapting to climate change through efforts like flood control measures or drought-resistant crops partially reduces climate change risks, although some limits to adaptation have already been reached.

#### **Overview of Hazard Analysis**

The hazard risk analysis methodology involves reviewing historical data and conducting statistical analysis on the impact of hazards in the planning area. To gather this information, we retrieved records from the National Centers for Environmental Information (NCEI) and the National Oceanic and Atmospheric Administration (NOAA) that were reported for Colorado County. We also evaluated other local records whenever they were available. Additionally, we used geographic information system (GIS) mapping software to identify and assess the risks for Colorado County and other participating jurisdictions by evaluating community critical facilities and their vulnerability to hazards.

The Risk Assessment includes general parameters for each hazard, such as the location in the planning area, the expected extent or magnitude of the hazard, the frequency of its occurrence based on the number of historical events over the study period, the approximate annualized losses, a description of general vulnerability, and a statement of the hazard's impact. Frequency of return statements are defined in Table 4-3 below.



MINUTES OF THE COLORADO COUNTY  
COMMISSIONER'S COURT REGULAR MEETING  
April 28, 2025

Table 4-3. Frequency of Return Statements

Frequency of Occurrence	
Highly likely	Event probable in next year.
Likely	Event probable in next 3 years.
Occasional	Event probable in next 5 years.
Unlikely	Event probable in next 10 years.

Impact statements with their associated potential severity are defined in Table 4-4 below.

Table 4-4. Impact Statements

Impact	Severity
High	High classifications and the event is likely/highly likely to occur with severe strength over a significant to extensive portion of the planning area.
Medium	Middle ranges of classifications and the event's impacts on the planning area are noticeable but not devastating.
Low	Two or more of the criteria fall in lower classifications or the event has minimal impacts on the planning area.

Table 4-5 summarizes deaths, injuries, property damage, crop damage, frequency of occurrence, and potential severity of all studied hazard events from 1997-2023 for the Colorado County Planning area.

Table 4-5: Colorado County Hazard Impact Summary (1997-2023)

Hazard	Deaths	Injuries	Property Damage	Crop Damage	Frequency	Potential Severity
Drought	0	0	\$1,000,000	\$14,566,260	Occasional	High
Floods	0	0	\$2,767,000	\$37,685,179	Highly Likely	High
Earthquake	0	0	\$0	\$0	Unlikely	Low
Extreme Heat	0	0	\$0	\$2,529,225	Highly Likely	Low
Hailstorm	0	0	\$497,500	\$302,458	Highly Likely	Medium
Hurricanes, Tropical Storms, and Depressions	2	0	\$25,000	\$3,966,932	Unlikely	Low
Lightning	0	0	\$75,000	\$0	Highly Likely	Low
Severe Winter Storms	0	0	\$358,000	\$400,491	Likely	Medium
Tornado	0	8	\$668,000	\$0	Likely	Medium





MINUTES OF THE COLORADO COUNTY  
COMMISSIONER'S COURT REGULAR MEETING  
April 28, 2025

Windstorms	0	0	\$1,258,500	\$1,158,462	Likely	High
Wildfire	0	0	\$0	\$266	Likely	Low
Dam Failure	0	0	\$0	\$0	Unlikely	Low

Source: NCEI Storm Events Database 1997 to 2023

The 25-year hazard profile shows that drought and floods have had an outsized impact on the planning area. Floods, Windstorms, and Drought are the leading cause of property damage and crop damage. The next highest number of damages and the highest number of injuries can be attributed to Tornadoes. Hailstorms and Severe Winter Storms are the next greatest contributing events to property damages in the Colorado County planning area. Based on the historical impact summary, droughts and flooding are the priority hazards to consider when developing measures to mitigate the most damaging effects from these events to people, property and the environment. This is followed by windstorms, tornadoes, hail, and severe winter storms. All other hazards included in this analysis present a lower mitigation priority based on the historical severity of impact.





MINUTES OF THE COLORADO COUNTY  
COMMISSIONER'S COURT REGULAR MEETING  
April 28, 2025



SECTION 5: HURRICANE

Description

A hurricane is an intense tropical weather system of strong thunderstorms with a well-defined surface circulation and maximum sustained winds of 74 mph or higher. Hurricanes, along with Tropical Storms and Depressions, produce a variety of potential hazards including damaging winds, coastal flooding due to storm surge, severe storms with heavy rainfall and high winds, and even tornados.

The information in this section covers historical damage within Colorado County associated with hurricanes, tropical storms, and depressions associated with severe winds. Tornadoses and flooding, other hazards associated with this hazard event, are addressed in Chapters 6 and 11, respectively. Severe winds pose a threat to lives, property, and vital utilities primarily due to the effects of flying debris or downed trees and power lines. Severe winds typically cause the greatest damage to structures of light construction, particularly manufactured homes.

Location

Hurricanes and tropical storms can occur throughout the planning area and are not confined to any geographic area; however, the likelihood of impact decreases the further a location is from the Texas coast. Colorado County is approximately 50 miles away from the Gulf of Mexico at its closest point. The table below lists hurricanes or tropical storm events with a storm track (center of the storm) that crossed the planning area, listed in order of the reported event date. Storm tracks are categorized according to the Saffir-Simpson wind intensity scale with the category assigned as the “peak magnitude” of the storm at some time during its lifespan and not necessarily when the storm track crossed the planning area.

Table 5-1: Hurricane/TS/D Storm Track Events Table in Colorado County

Storm Name	Year	Dates	Category
Unnamed	1998	Sept 7	Tropical Storm (TS)
Unnamed	2015	Jun 15	Tropical Storm (TS)

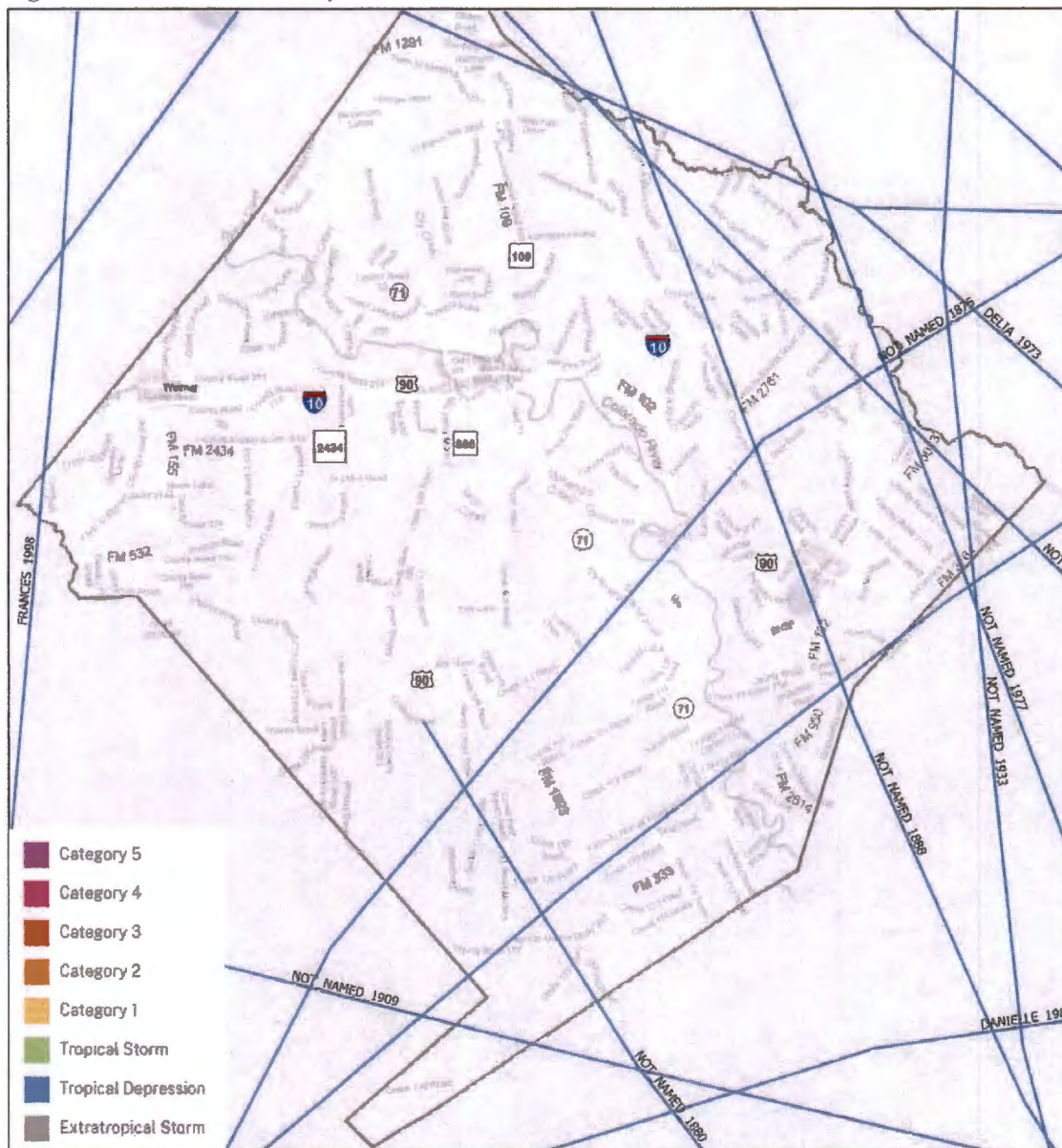
www.noaa.org

The map below shows the historical tracks of hurricanes through the planning area from 1842 to 2022. The category assigned to each storm on the map is its magnitude at the time it crossed into Colorado County. Based on data provided by NOAA’s National Climatic Data Center (NCDC) and the FEMA National Risk Index, Colorado County’s hurricane risk is moderate when compared to areas closer to the Gulf and Atlantic coasts of Texas and the United States.



**April 28, 2025**

Figure 5-1: Colorado County Hurricane/TS/D Storm Tracks



Source: National Climatic Data Center (NCDC), International Best Track Archive for Climate Stewardship (IBTrACS) dataset.

## Extent

For Hurricanes, extent can be expressed separately for flood, wind, and surge. Flooding will be examined in the next section, but surge is not an issue for Colorado County since it is located a moderate distance inland from the coast. For hurricane wind extent, the Saffir-Simpson Hurricane Wind Scale (SSHWS) scale is the scientific scale most often used to measure hurricane winds. The Saffir-Simpson Hurricane Wind Scale is a 1 to 5 rating based on a hurricane's sustained wind speed. This scale estimates potential property damage. Hurricanes reaching Category 3 and higher are considered major hurricanes because of their potential for significant loss of life and damage. Category 1 and 2 storms are still dangerous, however, and require preventative measures. Wind speeds range from 39-73 mph for Tropical Storms and Tropical Depressions have wind speeds equal to or less than 38 mph.



MINUTES OF THE COLORADO COUNTY  
COMMISSIONER'S COURT REGULAR MEETING  
April 28, 2025

Table 5-2: Saffir Simpson Scale

Category	Sustained Winds	Types of Damage Due to Hurricane Winds
1	74-95 mph	Very dangerous winds will produce some damage: Well-constructed frame homes could have damage to roof, shingles, vinyl siding and gutters. Large branches of trees will snap and shallowly rooted trees may be toppled. Extensive damage to power lines and poles likely will result in power outages that could last a few to several days.
2	96-110 mph	Extremely dangerous winds will cause extensive damage: Well-constructed frame homes could sustain major roof and siding damage. Many shallowly rooted trees will be snapped or uprooted and block numerous roads. Near-total power loss is expected with outages that could last from several days to weeks.
3 (Major)	111-129 mph	Devastating damage will occur: Well-built framed homes may incur major damage or removal of roof decking and gable ends. Many trees will be snapped or uprooted, blocking numerous roads. Electricity and water will be unavailable for several days to weeks after the storm passes.
4 (Major)	130-156 mph	Catastrophic damage will occur: Well-built framed homes can sustain severe damage with loss of most of the roof structure and/or some exterior walls. Most trees will be snapped or uprooted and power poles downed. Fallen trees and power poles will isolate residential areas. Power outages will last weeks to possibly months. Most of the area will be uninhabitable for weeks or months.
5 (Major)	157 mph or higher	Catastrophic damage will occur: A high percentage of framed homes will be destroyed, with total roof failure and wall collapse. Fallen trees and power poles will isolate residential areas. Power outages will last for weeks to possibly months. Most of the area will be uninhabitable for weeks or months.

According to the FEMA Wind Zones Map used to determine building standards, Colorado County is not located in a hurricane-prone region. Based on the location and the historical storm tracks for hurricanes and tropical storms in the Colorado County planning area, tropical storms are the key event to be mitigated.

Historical Occurrences

Hurricanes and Tropical Storms that had a direct path through the Colorado County planning area, as well as tracks that went through adjacent counties yet still impacted the Colorado County planning area, are identified in this section. Based on historical storm data provided by NOAA's National Climatic Data Center (NCDC), only two (2) tropical storm events have occurred in the planning area since 1842. Table 5-3 below

Figure 5-2: FEMA Wind Zone Map (www.FEMA.gov)





MINUTES OF THE COLORADO COUNTY  
COMMISSIONER'S COURT REGULAR MEETING  
April 28, 2025

lists the storms that have impacted the planning area. There have not been any events recorded past the listed dates.

Table 5-3: Historical Hurricane/TS/D Events in Colorado County, 1997-2023

Date	Magnitude	Injuries	Fatalities	Property Damage	Crop Damage
9/7/1998	Tropical Storm	0	0	\$25,000	\$0
6/15/2015	Tropical Storm	0	2	\$0	\$0

Source: NOAA NCEI Storm Events Database

Table 5-4: Historical Hurricane/TS/D Events in Colorado County (USDA Data), 1997-2023

Location	Dates	Deaths	Injuries	Property Damage	Crop Damage
Countywide	1997-2023	0	0	\$0	\$3,966,932

Significant Events

August 7, 1998

There have been no significant hurricane, tropical depression, or tropical storm events in the planning area since record keeping began in 1842.

Probability of Future Events

The probability of future events relies on measuring the number of previous occurrences of a hurricane or tropical storm event over the 180-year reporting period. Based on two occurrences of a hurricane or tropical storm in the planning area during this time, it is forecast that such a storm event will happen approximately once every 30 years. This frequency provides an unlikely probability that a hurricane or tropical storm will impact some portion of the planning area.

Frequency of Occurrence	
Highly likely:	Event probable in next year.
Likely:	Event probable in next 3 years.
Occasional:	Event possible in next 5 years.
Unlikely:	Event possible in next 10 years.

Vulnerability and Impact

The proximity of Colorado County to the Texas Coast makes this area moderately vulnerable to flooding from hurricanes and hurricane-force winds that cause damage across large areas. This exposes all building, facilities, and populations in the planning area equally to the impact of a hurricane or tropical storm. Damage to towers, trees, and underground utility lines from uprooted trees and fallen poles can cause damage to utility infrastructure, resulting in considerable disruption. Debris such as small items left outside, signs, roofing materials, and trees can become extremely hazardous in hurricanes and tropical storms and strong winds can easily destroy poorly constructed buildings, barns, and mobile homes. Hurricanes and tropical storms also produce large amounts of rain increasing the risk of flooding. This rain can overwhelm drainage systems as hurricanes and tropical storms that have weakened after making landfall can continue to drop significant quantities of water. The impacts to communities from a Category 5 storm can result in complete destruction of houses, commercial property, and cropland. This would result in large-scale economic impacts and population displacement. Warning time for hurricanes, however, has lengthened

MINUTES OF THE COLORADO COUNTY  
COMMISSIONER'S COURT REGULAR MEETING  
April 28, 2025

due to modern early warning technology allowing the community time to reduce the impact of tropical storms and hurricanes.

Historic Hurricane Impacts

Below is the summary table for Colorado County that shows the 25-year column totals and the average annual (Per Year) losses from hurricane events. The bottom half of the table shows per capita dollar loss rates for the total and average annual losses. These rates are important measures for comparing losses between different hazards and areas. The average annual loss estimate of property and crop is \$1,000 for Colorado County.

Table 5-5: Colorado County Loss Summary

Time Period	Fatalities	Injuries	Property Damage	Crop Damage
Loss Summary, Colorado County				
25-year Total	0	0	\$25,000	\$0
Per Year	0	0	\$1,000	\$0
Per Capita Dollar Losses (2022 ACS Population – 20,582)				
25-year Total	0	0	\$1.21	\$0
Per Year	0	0	\$0.05	\$0

The Colorado County planning area features mobile and manufactured home parks which are more vulnerable to hurricane winds than site-built structures. In addition, manufactured and temporary housing is located sporadically throughout rural portions of the planning area which are also vulnerable to the hurricane hazard, but more prone to being isolated from essential needs and emergency services in the event of a disaster. Based on 2022 American Community Survey (ACS) estimates, there are 7,376 occupied housing units in Colorado County of which 17%, or 1,279 units, are mobile or manufactured homes. In addition, 3,562 (48%) of the housing units in the overall planning area were built before 1980. These structures are likely to have been built to less stringent standards than newer construction; therefore, they may be more susceptible to damage during significant events.

Table 5-6. Structures at Greater Risk by Jurisdiction

Jurisdiction	Occupied Housing Units	Mobile Homes	Housing units built prior to 1980
Colorado County*	7,376	1,279 (17%)	3,562 (48%)
City of Columbus	1,443	146 (10%)	1,044 (72%)
City of Eagle Lake	902	114 (13%)	502 (56%)
City of Weimar	1,074	129 (12%)	685 (64%)

\*County totals include all jurisdictions, ISDs, ESDs, and the Water District in addition to unincorporated areas.  
Source: 2022 American Community Survey 5-year estimate, selected housing characteristics

Based on the ACS 2022 data, the City of Columbus is at higher risk of damage from hurricanes when considering age of residential structures and the higher standard of building codes enacted after 1980. Unincorporated Colorado County is at a higher risk of damage from hurricanes when considering number and ratio of manufactured homes.



**MINUTES OF THE COLORADO COUNTY  
COMMISSIONER'S COURT REGULAR MEETING  
April 28, 2025**



## **SECTION 6: FLOOD**

### **Description**

Floods are defined as the accumulation of water within a water body and the overflow of excess water into adjacent floodplain lands. When surface water runoff enters into streams, rivers, or dry creek beds, riverine flooding conditions occur whenever the water carrying capacity of the water channel is compromised by excess runoff. Types of flooding include riverine flooding, coastal flooding, and shallow flooding. If the local basin drainage area is relatively flat then slow-moving floodwater can last for days. In drainage areas with substantial slope, or the channel is narrow and confined, rapidly moving and extreme highwater conditions, called a flash flood, can occur.

Common impacts of flooding include damage to personal property, buildings, and infrastructure; bridge and road closures; service disruptions; and injuries and fatalities. In this report, historical damage from flooding is reported here and in Chapter 1 (along with other hurricane related damages).

### **Location**

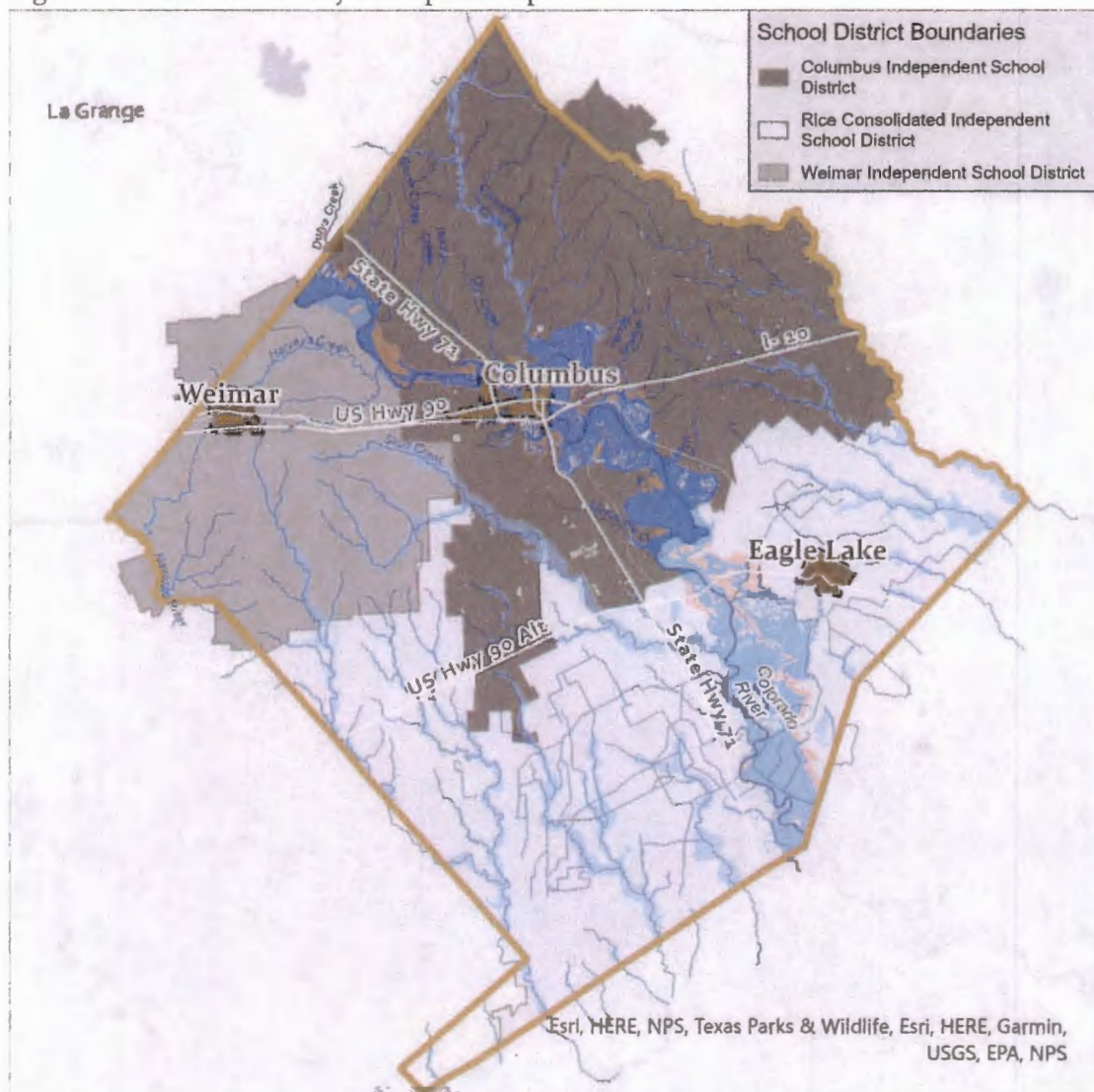
The Digital Flood Insurance Rate Map (DFIRM) data provided by FEMA for Colorado County delineates the Special Flood Hazard Areas (SFHAs) as those at highest risk of flooding. Flood areas or zones from the most recent DFIRMs from FEMA for Colorado County, and all participating jurisdictions, are illustrated in Figures 6-1 to 6-5. A key that describes the specific critical facilities that are numbered on the maps on the following pages can be found in **Appendix E**.





**MINUTES OF THE COLORADO COUNTY  
COMMISSIONER'S COURT REGULAR MEETING  
April 28, 2025**

Figure 6-1: Colorado County Floodplain Map



MINUTES OF THE COLORADO COUNTY  
COMMISSIONER'S COURT REGULAR MEETING  
April 28, 2025

Figure 6-2: City of Columbus Floodplain Map



\*The entire extent in the map above is located within the Colombus Independent School District

MINUTES OF THE COLORADO COUNTY  
COMMISSIONER'S COURT REGULAR MEETING  
April 28, 2025

Figure 6-3: City of Eagle Lake Floodplain Map

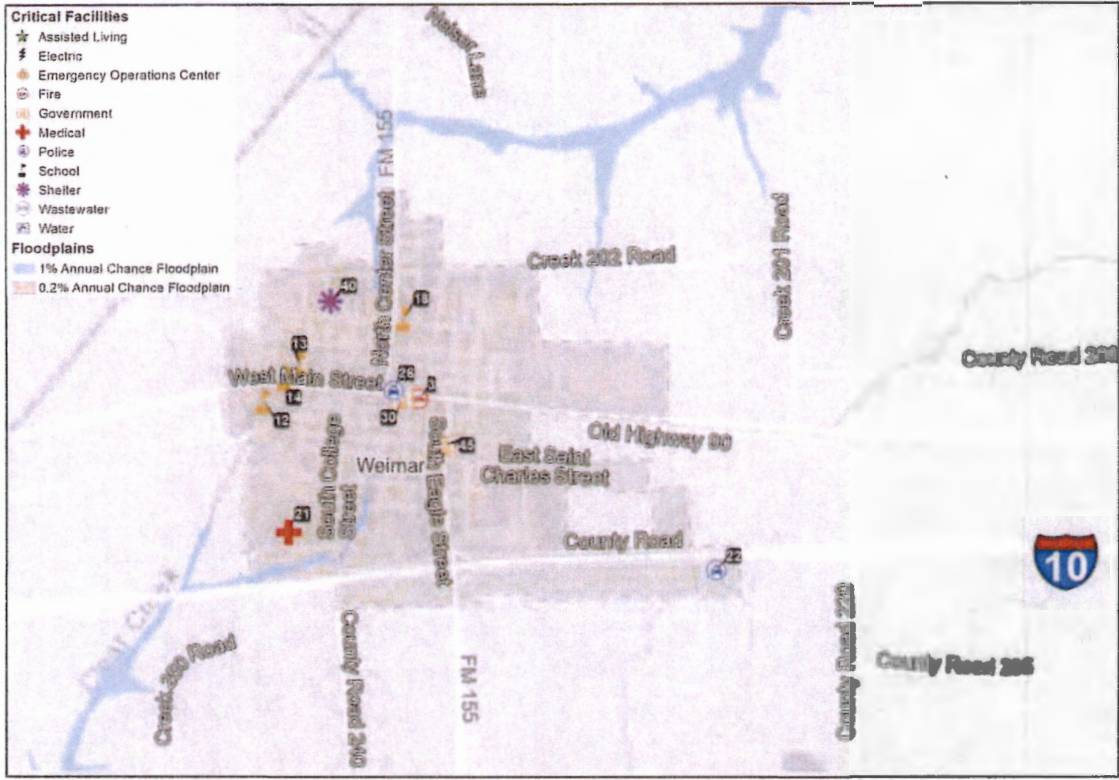


\*The entire extent in the map above is located within the Rice Consolidated Independent School District



MINUTES OF THE COLORADO COUNTY  
COMMISSIONER'S COURT REGULAR MEETING  
April 28, 2025

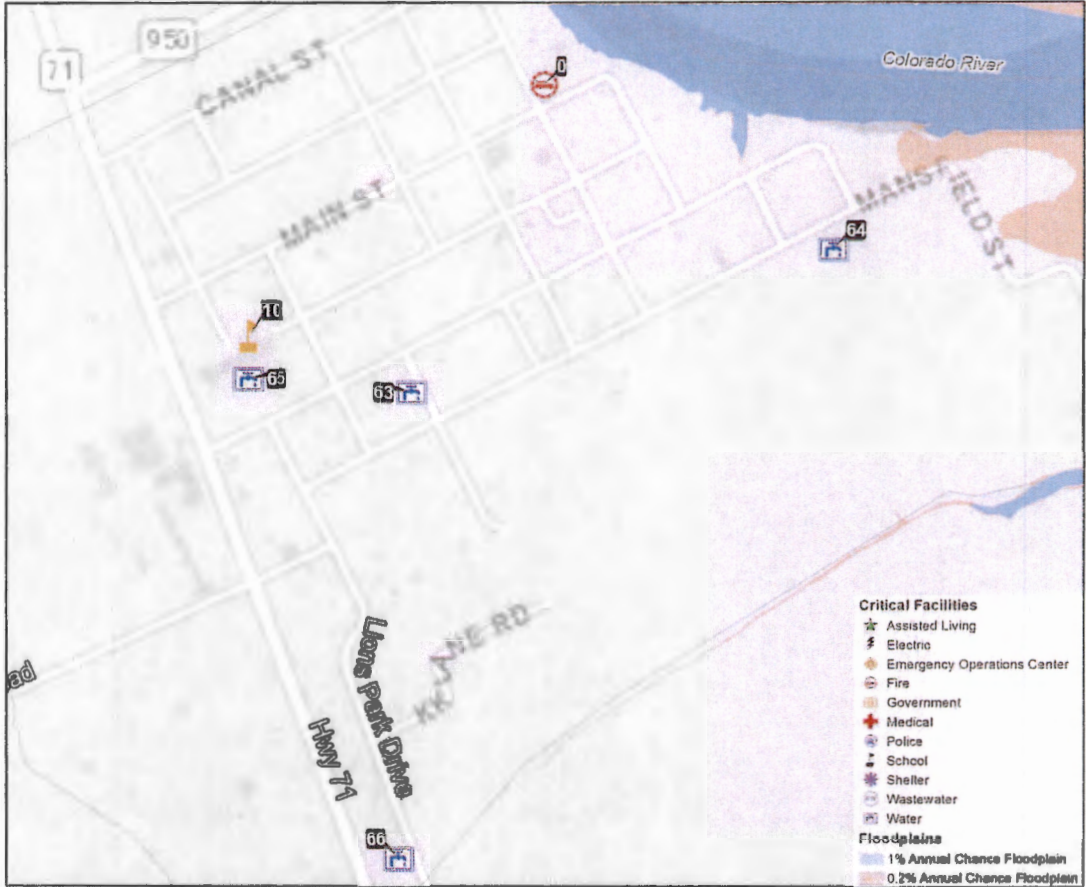
Figure 6-4: City of Weimar Floodplain Map



\*The entire extent in the map above is located within the Weimar Independent School District

MINUTES OF THE COLORADO COUNTY  
COMMISSIONER'S COURT REGULAR MEETING  
April 28, 2025

Figure 6-5: Garwood (Census Designated Place) Floodplain Map showing CCWID #2 Facilities



\*The entire extent in the map above is located within the Weimar Independent School District



MINUTES OF THE COLORADO COUNTY  
COMMISSIONER'S COURT REGULAR MEETING  
April 28, 2025

Extent

Flood event severity is a complex science studied by hydrologists and engineers. The severity of a flood event is established by a combination of several factors including stream and river basin topography and physiography, precipitation, weather patterns, recent soil moisture conditions, and degree of vegetative clearing and impervious surface. Urbanization, due to its relationship to increased impervious cover, contributes to flood severity. Based on historical occurrences, floods events can last anywhere from a couple of hours to several days.



Figure 6-6: Hurricane Harvey, August 2017

A Flood Zone provides a measure of a flood’s intensity and magnitude. A base flood is defined by FEMA as a flood having a one percent chance of being equaled or exceeded in any given year. It is also known as the “100-year flood” or the “1% annual chance event”. The base flood is the national standard used by the National Flood Insurance Program. Flood zones are delineated on Flood Insurance Rate Maps, and the depths of flooding can be interpreted from the summary data and profiles in the Flood Insurance Study. Flood depths may range from less than one foot to more than 5 feet in places, and depending on the severity of the event (as measured in annual chance exceedance). Table 6-1 provides a description of FEMA flood zones and the flood impact in terms of severity or potential harm. Flood Zones A, AE, AO, and X are the hazard areas mapped in the planning area and determine the intensity of a potential flood event.

Table 6-1: FEMA Flood Zone Categories

Flood Zone	Description
Floodway	A "Regulatory Floodway" means the channel of a river or other watercourse and the adjacent land areas that must be reserved in order to discharge the base flood without cumulatively increasing the water surface elevation more than a designated height. Communities must regulate development in these floodways to ensure that there are no increases in upstream flood elevations. For streams and other watercourses where FEMA has provided Base Flood Elevations (BFEs), but no floodway has been designated, the community must review floodplain development on a case-by-case basis to ensure that increases in water surface elevations do not occur, or identify the need to adopt a floodway if adequate information is available.
Zone A	Areas with a 1% annual chance of flooding and a 26% chance of flooding over the life of a 30-year mortgage. Because detailed analyses are not performed for such areas; no depths or base flood elevations are shown within these zones.
Zone AE	Areas subject to inundation by the 1-percent-annual-chance flood event determined by detailed methods. Base Flood Elevations (BFEs) are shown. Mandatory flood insurance purchase requirements and floodplain management standards apply.
Zone AO	Areas subject to inundation by 1-percent-annual-chance shallow flooding (usually sheet flow on sloping terrain) where average depths are between one and three feet. Average flood depths derived from detailed hydraulic analyses are shown in this zone. Mandatory flood insurance purchase requirements and floodplain management standards apply.



**MINUTES OF THE COLORADO COUNTY**  
**COMMISSIONER’S COURT REGULAR MEETING**  
**April 28, 2025**

0.2 SFHA	These are the areas that have a 0.2 percent chance of being equaled or exceeded on any given year.
Zone X	The areas of minimal flood hazard, which are the areas outside the SFHA and higher than the elevation of the 0.2-percent-annual-chance flood, are Zone X.

**Historical Occurrence**

Historical evidence indicates that areas within the planning area are susceptible to flooding, especially in the form of flash flooding. It is important to note that only reported flood events have been factored into this risk assessment, therefore it is likely that additional flood occurrences have gone unreported before and during the recording period. Table 6-2 identifies historical flood events that resulted in damages, injuries, or fatalities within the planning area. Historical Data is provided by the Storm Prediction Center (NOAA), NCEI database for Colorado County. There have not been any events recorded past the listed dates.

Table 6-2: Historical Flood Events in Colorado County (NCEI Data), 1997-2023

Location	Date	Deaths	Injuries	Property Damage	Crop Damage
Countywide	2/20/1997	0	0	\$5,000	\$0
Garwood	3/12/1997	0	0	\$2,000	\$0
Eagle Lake	6/6/1997	0	0	\$10,000	\$0
North Portion	10/13/1997	0	0	\$5,000	\$0
	10/17/1998	0	0	\$0	\$0
East Portion	10/17/1998	0	0	\$25,000	\$0
Countywide	10/18/1998	0	0	\$15,000	\$0
Countywide	10/18/1998	0	0	\$0	\$0
	11/12/1998	0	0	\$0	\$0
Countywide	11/12/1998	0	0	\$5,000	\$0
Countywide	11/13/1998	0	0	\$5,000	\$0
Countywide	11/14/1998	0	0	\$5,000	\$0
West Portion	9/9/2001	0	0	\$35,000	\$0
Countywide	11/4/2002	0	0	\$20,000	\$0
Countywide	11/22/2004	0	0	\$0	\$0
Bernardo	1/13/2007	0	0	\$0	\$0
Sheridan	4/30/2007	0	0	\$10,000	\$0
Weimar	5/26/2007	0	0	\$0	\$0
Weimar	5/28/2007	0	0	\$70,000	\$0
Frelsburg	4/17/2009	0	0	\$5,000	\$0
Glidden	5/13/2014	0	0	\$0	\$0
Columbus	5/18/2015	0	0	\$0	\$0
Weimar	5/25/2015	0	0	\$0	\$0
Weimar	4/18/2016	0	0	\$2,500,000	\$0
Alleyton	8/27/2017	0	0	\$0	\$0
Eagle Lake	5/7/2019	0	0	\$50,000	\$0

MINUTES OF THE COLORADO COUNTY  
COMMISSIONER’S COURT REGULAR MEETING  
April 28, 2025

Garwood	6/25/2020	0	0	\$0	\$0
Noda	6/25/2020	0	0	\$0	\$0
Bernardo	5/19/2021	0	0	\$0	\$0
Bernardo	8/24/2022	0	0	\$0	\$0

Table 6-3: Historical Flood Events in Colorado County (USDA Data), 1997-2023

Location	Dates	Deaths	Injuries	Property Damage	Crop Damage
Countywide	1997-2023	0	0	\$0	\$37,685,179

Significant Events  
April 18, 2016

A slow moving upper low over the Southwestern U.S. combined with near record level moisture aided in producing extremely heavy rainfall and devastating flooding over portions of Harris, Waller and Fort Bend Counties. Northwest to southeast orientated bands of precipitation commenced during the early evening hours of April 17th across extreme southwestern and western Harris County as well as north and west into Grimes, Waller, Fort Bend, Austin and Colorado Counties. Between 8:00 p.m. and 9:00 p.m. thunderstorms began to greatly intensify and slow their northward movement over Waller County and, by late evening, had stalled and began shifting eastward into western Harris County. Excessive rainfall spread across northwestern Harris County during the late evening hours of April 17th and into the early morning hours of April 18th. Slow thunderstorm movement and rain rates over 4 inches per hour resulted in a large portion of northwest Harris and Waller Counties receiving between 10 and 20 inches of rainfall over mainly a 12-hour period. A few CoCoRaHS gauges in Waller County measured over 20 inches. The flooding resulted in 8 direct fatalities over the region, all drownings in vehicles. Six of these were in Harris County with 1 in Waller County and another in Austin County. An estimated 40000 cars and trucks were flooded. Several bayous and creeks were flooded. The Addicks Barker Reservoir was severely impacted. At least 10,000 homes were flooded. Damage was estimated from Damage Survey Reports to be near \$60 million. Numerous roads and bridges were closed, and water rescues were performed due to flooding across northern portions of the county. The FM 109 bridge over Cummings Creek, just north of Brunes Mill Road north of Columbus, was completely washed out.

Probability of Future Events

FEMA states that flooding is the most common natural disaster in the United States, affecting every region and every state. Based on recorded historical occurrences and extent within the Colorado planning area, 30 recorded flooding events in the 25-year reporting period provides a probability of occurrence of at least 1 event per year. This frequency supports a **highly likely** probability of future events, meaning that an event is probable in the next year.

Frequency of Occurrence	
Highly likely:	Event probable in next year.
Likely:	Event probable in next 3 years.
Occasional:	Event possible in next 5 years.
Unlikely:	Event possible in next 10 years.





MINUTES OF THE COLORADO COUNTY  
COMMISSIONER’S COURT REGULAR MEETING  
April 28, 2025

Vulnerability and Impact

The flood hazard areas throughout Colorado County are subject to periodic inundation, which may result in loss of life and property, reduction in health and safety hazards, disruption of commerce and governmental services, and extraordinary public expenditures for flood protection and relief, all of which adversely affect public safety. Riverine Flooding has killed and injured more people than any other weather-related hazard and the greatest number of deaths is due to people driving into water going over roads. For this study, the location and proximity to the floodplain or SFHA determines a property’s vulnerability to a flood. Structures that lie along banks of a waterway are the most vulnerable and are often repetitive loss structures. Future development is encouraged to be outside of the floodplain, although there are some critical facilities, homes, and businesses already located in the floodplain due to their development before current floodplain regulations. The central portion of the City of Columbus is surrounded in 100-year floodplain.

Table 6-4: Critical Facilities in the 1% or 0.2% Annual Chance Floodplain by Jurisdiction

Jurisdiction	Critical Facilities
Colorado County	1 Nursing Home, 1 Water Treatment Plant
City of Columbus	1 Hospital, 1 Junior High School, 1 Columbus ISD Bus Barn
City of Eagle Lake	1 Maintenance Facility
City of Weimar	

Flood losses are exacerbated by the cumulative effect of obstructions in floodplains. Occupancy of flood hazard areas is especially hazardous when development is inadequately elevated, flood-proofed, or otherwise protected from flood damage. Moreover, increased development in floodplain can increase flood heights and velocities making flooding more intense and widespread than predicted. Mitigation actions are included to address flood maintenance issues as well (Section 15), such as routinely clearing debris from roadside ditches and bridges. Expanding drainage culverts and storm water structures to more adequately convey flood waters is critical to flood mitigation as well. Table 6-4 below shows Colorado County dollar losses from January 1997 through December 2023.

Table 6-5: Colorado County Impact from Flooding

Time Period	Deaths	Injuries	Property Damage	Crop Damage
Loss Summary, Colorado County				
25-year Total	0	0	\$2,767,000	\$0
Per Year	0	0	\$110,680	\$0
Per Capita Dollar Losses (2022 Population - 20,582)				
25-year Total	0	0	\$134.44	\$0
Per Year	0	0	\$5.38	\$0

Source: NCEI Storm Events Database 1997 to 2023 subset for Texas

Table 6-5 on the following page distributes the countywide impacts presented previously in tables 6-3 amongst the various participating jurisdictions based on location information, where available.





MINUTES OF THE COLORADO COUNTY  
COMMISSIONER’S COURT REGULAR MEETING  
April 28, 2025

Table 6-6: Flood Losses by Jurisdiction 1997-2023

Jurisdiction	Total Property Losses	Total Crop Losses
Colorado County	\$137,000	\$0
City of Columbus	\$0	\$0
City of Eagle Lake	\$60,000	\$0
City of Weimar	\$2,570,000	\$0
Total Losses	\$2,767,000	\$0

National Flood Insurance Program (NFIP) Participation

Colorado County, in addition to all eligible participating jurisdictions, are part of the National Flood Insurance Program (NFIP). Columbus ISD, Rice Consolidated ISD, and Weimar ISD do not participate in the NFIP since they are not eligible to do so. The NFIP protects businesses and homeowners from devastating losses in the event of a flood hazard. As an additional indicator of floodplain management responsibility, communities may choose to participate in FEMA’s Community Rating System (CRS). This is an incentive-based program that allows communities to undertake flood mitigation activities that go beyond NFIP requirements. Currently, none of the communities in Colorado County participate in CRS. It is the purpose of all NFIP jurisdictions participating in the Hazard Mitigation plan to continue to promote the public health, safety, and general welfare by minimizing public and private losses due to flood conditions in specific areas. These communities are guided by their local Floodplain Management Ordinance and will continue to comply with NFIP requirements through their local permitting, inspection, and record-keeping requirements for new and substantially developed construction. The NFIP participating jurisdictions each have a floodplain manager; the city manager serves this role for the cities, and the emergency management coordinator serves this role for the counties.

Table 6-7: Repetitive Loss and Severe Repetitive Loss Properties

Jurisdiction	Number of RL Properties	Number of Total Losses
Colorado County*	2	5
City Columbus	1	2
City of Eagle Lake	1	3
City of Weimar	0	0
Colorado County WCID#2	0	0
Total	2	5

\*County totals include Jurisdictional RL and SRL counts

As defined by the NFIP, there are 2 Repetitive Loss (RL) properties total in Colorado County, 1 located in the City of Columbus and the other located in the City of Eagle Lake. There have been 5 total losses attributed to the 2 properties and there are no Severe Repetitive Loss (SRL) properties located within the Colorado County planning area. The 2 repetitive loss properties are both residential structures that are slab on grade.



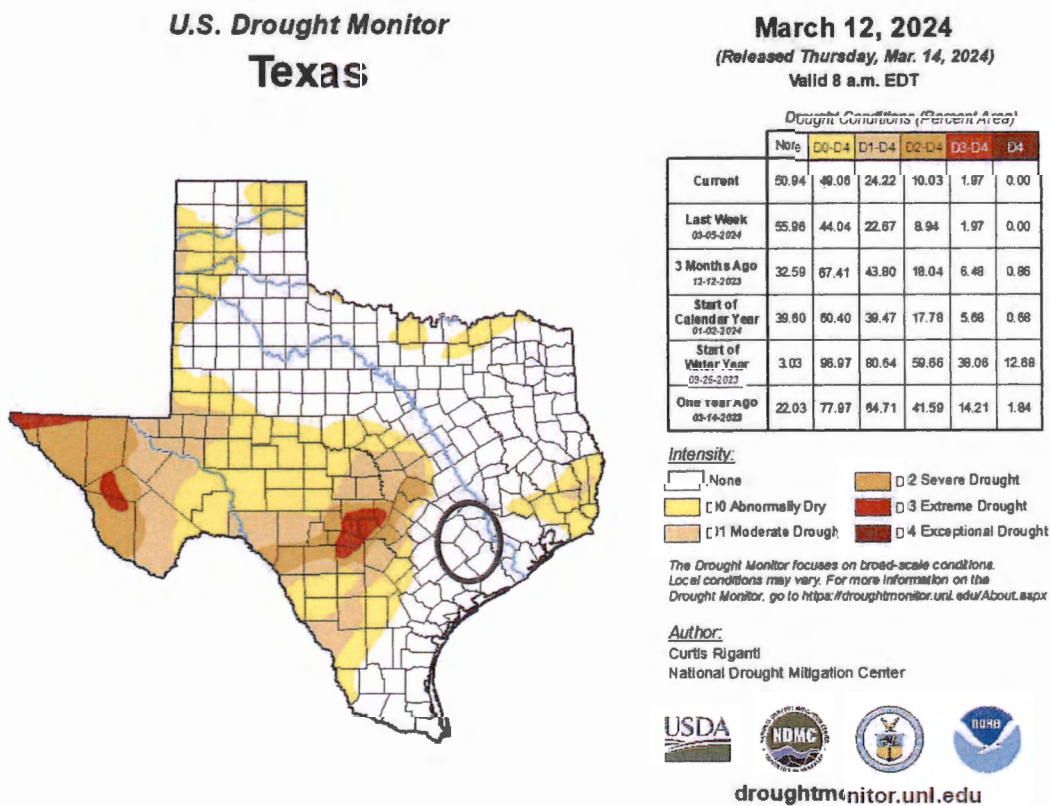
MINUTES OF THE COLORADO COUNTY  
COMMISSIONER’S COURT REGULAR MEETING  
April 28, 2025

SECTION 7: DROUGHT

**Description**  
Drought is deficiency in precipitation over an extended period, usually a season or more, resulting in a water shortage causing adverse impacts on vegetation, animals, and/or people. Droughts are defined as a moisture deficit at a magnitude high enough to have social, environmental or economic effects and can become very prolonged and persist from one year to the next. Common effects of drought include crop failure, water supply shortages, and fish and wildlife mortality. The Texas Hazard Mitigation Plan describes the climate of 2/3rds of Texas Counties as arid or semi-arid with these Counties almost always in varying stages of drought.

**Location**  
Droughts vary greatly in their intensity and duration and can occur regularly throughout Colorado County, including all participating jurisdictions, equally. Drought is monitored nationwide by the National Drought Mitigation Center (NDMC) which provides the Drought Monitor map in Figure 7.1 showing the entirety of the planning area currently experiencing no drought. The planning area has experienced exceptional drought conditions within the last fifteen years, particularly during the drought of summer 2011 where the entire state of Texas was in some level of drought (Figure 7.2).

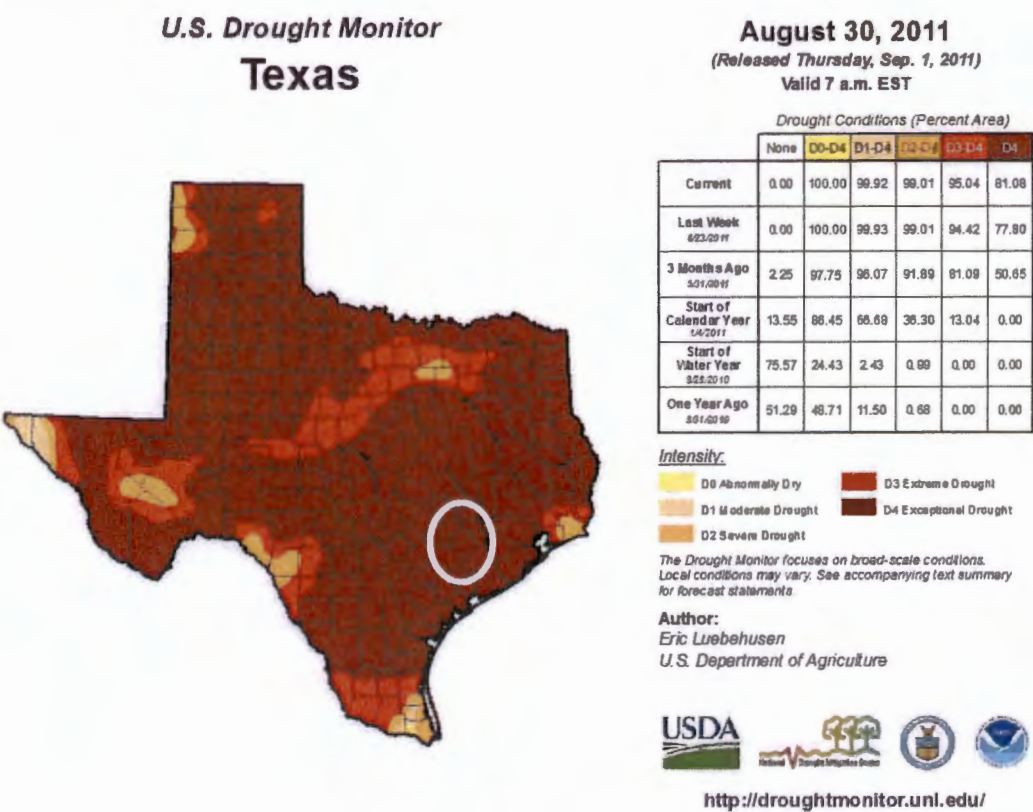
Figure 7.1: US Drought Monitor, March 12, 2024





MINUTES OF THE COLORADO COUNTY  
COMMISSIONER'S COURT REGULAR MEETING  
April 28, 2025

Figure 7.2: US Drought Monitor, August 30, 2011



Extent

The Palmer Drought Severity Index (PDSI) is based on precipitation and temperature and is used to measure the extent of drought. The index measures the moisture supply of the environment. The PDSI classifications vary roughly between -4.0 and +4.0 ranging from extremely dry to extremely wet periods. NOAA's United States Drought Monitor (USDM) Categories range from D0 to D4 according to the intensity of drought and are based on a number of indicators, including the PDSI, and used to describe broad scale drought conditions across the United State. Table 7.1 describes the basic PDSI classification descriptions and Table 7.1 depicts the magnitude of drought with descriptions of possible impacts.

Table 7-1: PDSI Classifications for Dry and Wet Periods	
4.00 or more	Extremely Wet
3.00 to 3.99	Very Wet
2.00 to 2.99	Moderately Wet
1.00 to 1.99	Slightly Wet
0.50 to 0.99	Incipient Wet Spell
0.49 to -0.49	Near Normal
-0.50 to -0.99	Incipient Dry Spell
-1.00 to -1.99	Mild Drought
-2.00 to -2.99	Moderate Drought
-3.00 to -3.99	Severe Drought
-4.00 or less	Extreme Drought

<http://drought.unl.edu/whatis/indices.htm>



**MINUTES OF THE COLORADO COUNTY  
COMMISSIONER’S COURT REGULAR MEETING  
April 28, 2025**

Table 7-1: Drought Severity Classification

Category	Description	Possible Impacts	Ranges				
				CPC Soil Moisture Model (Percentiles)	USGS Weekly Streamflow (Percentiles)	Standardized Precipitation Index (SPI)	Objective Drought Indicator Blends (Percentiles)
D0	Abnormally Dry	<p><u>Going into drought:</u> short-term dryness slowing planting, growth of crops or pastures</p> <p><u>Coming out of drought:</u> some lingering water deficits pastures or crops not fully recovered</p>	-1.0 to -1.9	21 to 30	21 to 30	-0.5 to -0.7	21 to 30
D1	Moderate Drought	<p>Some damage to crops, pastures Streams, reservoirs, or wells low, some water shortages developing or imminent Voluntary water-use restrictions requested</p>	-2.0 to -2.9	11 to 20	11 to 20	-0.8 to -1.2	11 to 20
D2	Severe Drought	<p>Crop or pasture losses likely Water shortages common Water restrictions imposed</p>	-3.0 to -3.9	6 to 10	6 to 10	-1.3 to -1.5	6 to 10
D3	Extreme Drought	<p>Major crop/pasture losses Widespread water shortages or restrictions</p>	-4.0 to -4.9	3 to 5	3 to 5	-1.6 to -1.9	3 to 5
D4	Exceptional Drought	<p>Exceptional and widespread crop/pasture losses Shortages of water in reservoirs, streams, and wells creating water emergencies</p>	5.0 or less	0 to 2	0 to 2	-2.0 or less	0 to 2

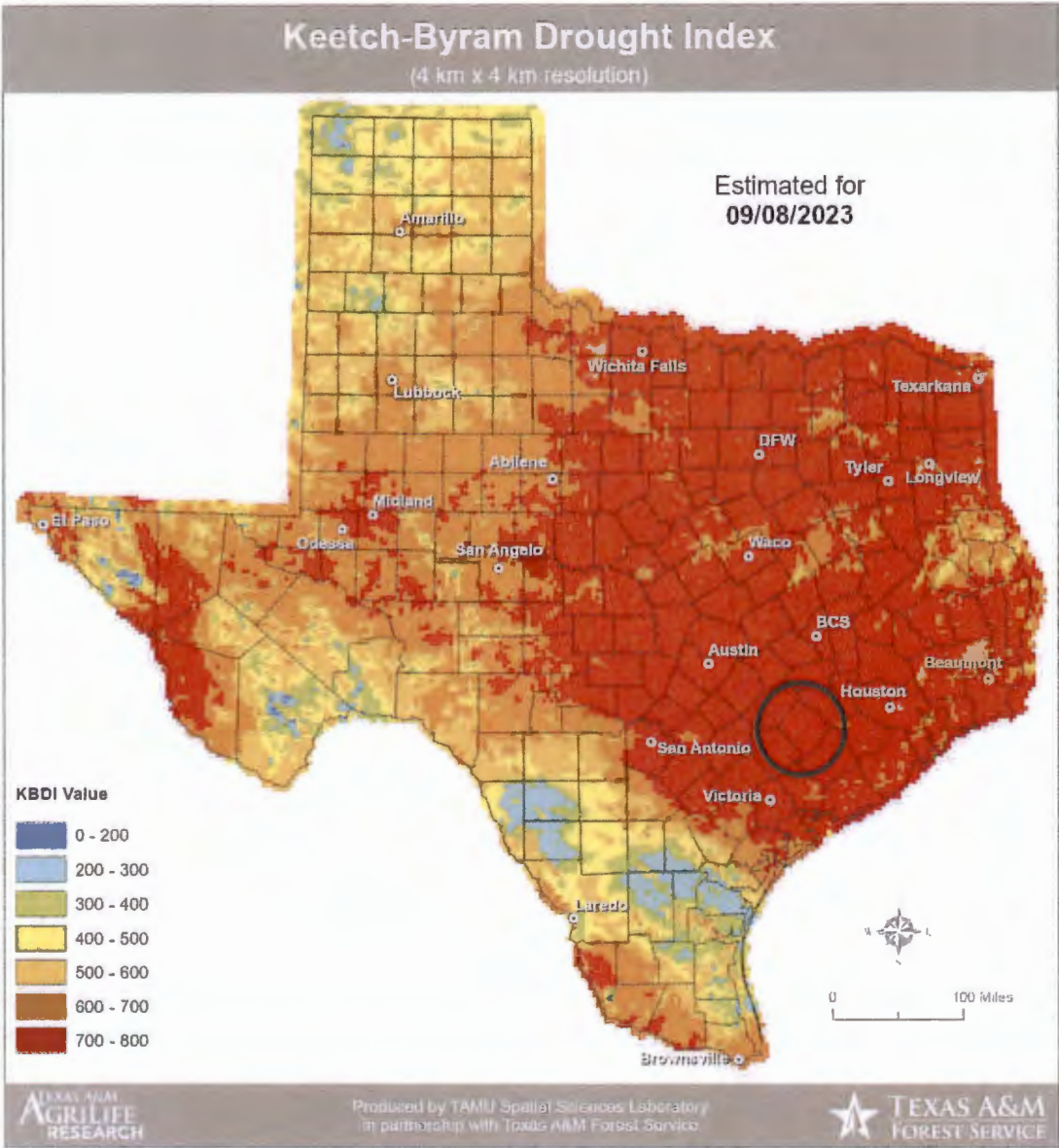


**MINUTES OF THE COLORADO COUNTY**  
**COMMISSIONER’S COURT REGULAR MEETING**  
**April 28, 2025**

Based on the extent and location for historic and current drought conditions, the Colorado County planning area can anticipate a range of drought from abnormally dry to exceptional, or D0 to D4 based on the USDM Drought Intensity Category.

The Keetch-Byram Drought Index is used by the Texas Forest Service to determine the fire potential based on daily water balance, precipitation, and soil moisture. Figure 7-3 shows the Keetch-Byram Drought Index rating classification for all of Texas and color coded by County with a scale of 0 to 800 (low risk to high risk). Colorado County was in the 700-800 risk category on September 8, 2023. The Keetch-Byram Drought Index is also discussed in relation to wildfires in section 13.

Figure 7-3: Keetch-Byram Drought Index





MINUTES OF THE COLORADO COUNTY  
COMMISSIONER’S COURT REGULAR MEETING  
April 28, 2025

Historical Occurrences

Colorado County has often experienced moderate to significant drought in the past. It is difficult to identify the start of prolonged drought since they develop over an extended period of time. The hydrological impacts of drought such as depleted reservoir and groundwater levels take longer still to develop.

Significant Events

1950-1957, Statewide

Driest period in state history. By 1956, 244 of 254 counties are declared federal disaster areas with an annual estimated economic loss of \$3.5 billion.

1995-1996, Statewide

Agricultural losses of more than \$5 billion statewide exceed previous record.

2005, South, East, Central, and Northeast Texas

The state records only 4.93 inches average rainfall as the third driest period in 110 years.

May 2011 – March 2012, Statewide

The drought of 2011 in Texas was the most severe one-year drought ever for the State. Agricultural losses in the state due to the 2011 drought reached a record \$7.62 billion, making it the costliest drought in history, according to totals by Texas AgriLife Extension Service economists. “2011 was the driest year on record and certainly an infamous year of distinction for the state’s farmers and ranchers,” said Dr. David Anderson, AgriLife Extension livestock economist. “The \$7.62 billion mark for 2011 is more than \$3.5 billion higher than the 2006 drought loss estimates, which previously was the costliest drought on record.”<sup>8</sup> Drought conditions began in May and were exacerbated by a La Niña event causing below normal rainfall. Conditions began to improve in the spring of 2012 when the La Niña event weakened and most of South-Central Texas saw above normal rainfall.

The data used to assess the historical experience with drought for the planning area came from the NOAA’s NCEI National Storms Database. This database contains extensive and authoritative information for weather related event in the country from 1997 thru 2023 (a 25-year period). Agricultural producers such as farmers and ranchers purchase crop insurance to protect their yield in the event of a natural disaster such as drought, hail, or flood. Historical crop damages are typically not found in the public record and likely much higher than quantified by NCEI data due to agricultural losses being a transaction between the agricultural land owner and insurance policy holder. Furthermore, the extent of crop loss due to drought is difficult to quantify because a drought during a growing season can impact the next two years of crop production. Table 7-2 lists historical events that have occurred in Colorado County as reported in the NCEI. There have not been any events recorded past the listed dates.

Table 7-2: Historical Occurrences of Drought in Colorado County

Date Range	Direct Injuries	Direct Fatalities	Property Damage	Crop Damage
May - August, 1998	0	0	\$1,000,000	\$7,300,000
August - September, 2000	0	0	0	0

<sup>8</sup> <https://today.agrilife.org/2012/03/21/updated-2011-texas-agricultural-drought-losses-total-7-62-billion/>



MINUTES OF THE COLORADO COUNTY  
COMMISSIONER'S COURT REGULAR MEETING  
April 28, 2025

May - August, 2022	0	0	0	0
September - December, 2023	0	0	0	0

Table 7-3: Historical Drought Events in Colorado County (USDA Data), 1997-2023

Location	Dates	Deaths	Injuries	Property Damage	Crop Damage
Countywide	1997-2023	0	0	\$0	\$14,566,260

Data provided the by NOAA drought monitor also provides a perspective of historical occurrences of drought in the planning area by summarizing the percent of area in each drought category by county on a weekly basis. The table below provides a summary of the number of weeks in each drought category or the magnitude of the drought that describes the drought condition for the majority of the county for each weekly period from 1/4/2000 to 6/17/2023. This 23-year window of drought data provides a clear picture as to how often the occurrence of different drought categories can be expected in the future.

Table 7-4: Historical Drought Magnitude

Drought Category	Description	Colorado County	
None	Normal to Wet Conditions	483	10%
D0	Abnormally Dry	123	19%
D1	Moderate Drought	226	13%
D2	Severe Drought	159	11%
D3	Extreme Drought	129	7%
D4	Exceptional Drought	82	40%
Total		1,202	100%

Source: <https://droughtmonitor.unl.edu/Data/DataDownload/ComprehensiveStatistics.aspx>

Probability of Future Events

Based on available records of historic events from NCEI, there have been four (4) time periods of drought within a 25-year reporting period. This provides a probability of occurrence of one event every 6-7 years. Based on the drought monitor data for a 25-year reporting period, the planning area is in severe to exceptional drought approximately 58% of the time. This frequency supports an **Occasional** probability of future events occurring within the Colorado County planning area which means that an event is probable in the next 5 years.

Frequency of Occurrence	
Highly likely:	Event probable in next year.
Likely:	Event probable in next 3 years.
Occasional:	Event possible in next 5 years.
Unlikely:	Event possible in next 10 years.

Vulnerability and Impact

Drought affects large areas creating vulnerability for people, animals, property, agriculture, and the environment. Over the entirety of the planning area the biggest impacts of drought are dead crops and grazing land, edible plants for animals, and even trees. This primarily affects farming and wildlife, but people can be directly impacted as well due to shortages of

MINUTES OF THE COLORADO COUNTY  
COMMISSIONER’S COURT REGULAR MEETING  
April 28, 2025

potable water supply. Communities will also ration the use of water during prolonged drought, particularly for lawn care, swimming pools, and irrigation. Drought is related to, and can exacerbate, the natural hazards of wildfires and extreme heat. Drought can contribute to the cause of wildfires due to dying vegetation serving as ignition fuel and can be intensified by extreme heat. The impacts of drought mostly affect water shortages and crop/livestock losses and do not typically extend to buildings and critical facilities.

The entire population of Colorado County is vulnerable to water supply shortages which present widespread health risks since people can only survive a few days without water. Potable water is used for many essential functions such as drinking, bathing, heating and cooling systems, and some electricity production. This affects vulnerable populations more acutely such as children, older adults, and people with illnesses or fragile health conditions. Also, vulnerable populations that do not have adequate air conditioning units in their homes are more at risk for injury or fatalities.

The planning area has a total population of 20,582 according to the 2022 ACS population estimate. Those over the age of 65 represent 22.3% (4,584) of the total population and children under the age of 5 represent 6.1% (1,247) of the total population. The total population of the county that is estimated to be below the poverty level is 7.2% (1,490). Table 7-5 presents the 2022 American Community Survey population and age cohort estimates below.

Table 7-5: Populations at Greater Risk by Jurisdiction

Jurisdiction	Population Estimate (ACS 2022)	Population Under 5	Population 65 and Older	Population Below Poverty Level
Colorado County	20,582	1,247	4,584	1,490
City of Columbus	3,686	229	1,084	395
City of Eagle Lake	3,443	247	425	329
City of Weimar	2,771	136	556	185

Source: 2022 American Community Survey (Note: County totals include both incorporated and unincorporated areas)

The environment of the Colorado County planning area is also vulnerable to damage during drought. Through lack of food and water and habitat degradation, aquatic and terrestrial species both can experience significant reductions due to death and lower reproduction rates. Land can experience damage as well due to shrinking, subsidence, and erosion in some areas during extreme or prolonged drought.

Water is central to the ability of people to inhabit and transact commerce in a region and the economic impacts of drought can be significant, especially during prolonged drought. The ability to produce goods and provide services is dependent on direct and indirect access to clean water. Due to the interconnected nature of supply and production chains, the negative effects of droughts can have ripple effects on many industries and sectors of the economy. The overall impact of damages caused by periods of drought is dependent on its extent and duration. It is rare that drought alone leads to a direct risk to the health and safety of people in the Colorado County planning area, however severe water shortages could lead to a direct risk to the health and safety of the population. The severity of the impact of a drought event can be mitigated by preparedness and planning by the community comprised of government, businesses, and citizens.





MINUTES OF THE COLORADO COUNTY  
COMMISSIONER’S COURT REGULAR MEETING  
April 28, 2025

The National Drought Mitigation Center (NDMC) at the University of Nebraska-Lincoln developed the drought impact reporter to provide a national database of drought impacts by county. The number of impacts in ten distinct impact categories from 1997-2023 are provided below. Table 7-6 lists the drought impacts in Colorado County based on reports received by the Drought Impact Reporter. These reports are predominantly provided by the media, but can also come from NWS, other agencies, CoCoRaHS, legacy reports, and user reports.

Table 7-6: Drought Impacts, 1997-2023

Colorado County	
Agriculture	1
Business & Industry	0
Energy	0
Fire	0
General Awareness	0
Plants & Wildlife	0
Relief, Response & Restrictions	1
Society & Public Health	0
Tourism & Recreation	0
Water Supply & Quality	1
County Impact Reports	3

Source: <https://droughtreporter.unl.edu/map/>

Based on 25 years of data from the NCEI, the direct impacts of droughts in the Colorado County planning area have resulted in property or crop losses from one drought event in 1998. Drought impact reports like those presented above, however, come from a number of different sources and provide a different perspective of the impact that drought can have on communities beyond direct monetary property or crop damages that typically aren’t reported publicly. It is important to consider that crop damage information is rarely publicly reported and water availability issues are not easily quantified so the impact is likely much more pronounced than the direct losses attributed to this hazard.

Historic Drought Impacts

Below is the summary table for Colorado County that shows the 25-year column totals and the average annual (Per Year) losses from drought events. The bottom half of the table shows per capita dollar loss rates for the total and average annual losses. These rates are important measures for comparing losses between different hazards and areas. The average annual loss estimate of property and crop is \$332,000 for Colorado County.

Table 7-7: Colorado County Loss Summary

Time Period	Fatalities	Injuries	Property Damage	Crop Damage
Loss Summary, Colorado County				
25-year Total	0	0	\$1,000,000	\$7,300,000
Per Year	0	0	\$40,000	\$292,000
Per Capita Dollar Losses (2022 ACS Population – 20,582)				
25-year Total	0	0	\$48.59	\$354.68
Per Year	0	0	\$1.94	\$14.19



MINUTES OF THE COLORADO COUNTY  
COMMISSIONER'S COURT REGULAR MEETING  
April 28, 2025



SECTION 8: WINDSTORMS

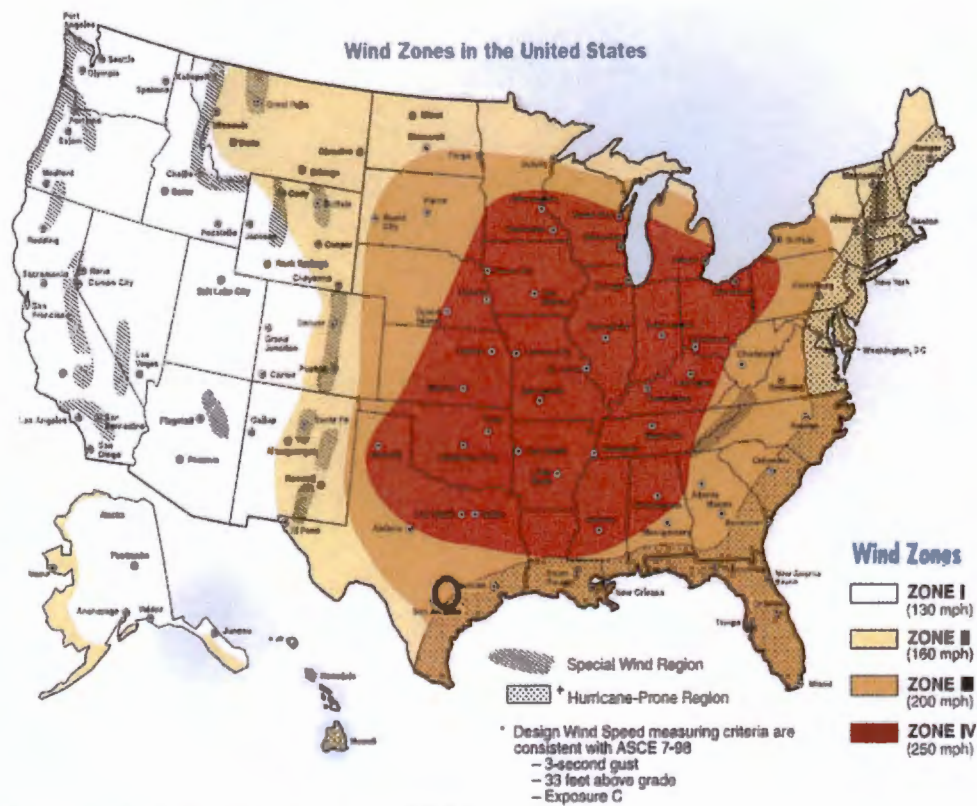
Description

Severe Wind can occur as straight-line events (derechos), or with other natural hazards including hurricanes and severe thunderstorms. According to the National Weather Service (NWS), a thunderstorm occurs when thunder accompanies rainfall. Thunderstorms create extreme wind events and are created when heat and moisture near the Earth's surface is transported to the upper levels of the atmosphere. The clouds, precipitation, and severe wind that become the thunderstorm are the result of this process. Straight line winds can have gusts of 87 knots (100 mph) or more and are responsible for most thunderstorm wind damages. One type of straight-line wind, the downburst, is a small area of rapidly descending air beneath a thunderstorm. A downburst can cause damage equivalent to a strong tornado and make air travel extremely hazardous.

Location

Thunderstorms are unpredictable and can occur anywhere in the planning area. Colorado County, along with all participating jurisdictions, are equally at risk of thunderstorm winds. According to FEMA's Wind Zones map of the United States (Figure 8-1), the planning area falls under Wind Zone III, which is associated with winds that can reach up to 200 mph. This area is also located near the Gulf Coast, making it vulnerable to hurricanes.

Figure 8-1: FEMA wind zones in the United States



Source: FEMA and the American Society of Civil Engineers (ASCE)

**MINUTES OF THE COLORADO COUNTY**  
**COMMISSIONER’S COURT REGULAR MEETING**  
**April 28, 2025**

**Extent**

The extent or magnitude of a specific thunderstorm wind event is measured by the Beaufort Wind Scale, developed in 1805. Table 8-1 describes the Beaufort Wind Scale, with different intensities of wind events in terms of speed and effect, from calm to violent and destructive. Based on historical occurrences, the planning area is expected to experience a windstorm with a maximum magnitude of 80 Knots.

Table 8-1: Beaufort Wind Scale

Force	Wind (Knots)	WMO Classification	Appearance of Wind Effects	
			On the Water	On Land
0	Less than 1	Calm	Sea surface smooth and mirror-like	Calm, smoke rises vertically
1	1-3	Light Air	Scaly ripples, no foam crests	Smoke drift indicates wind direction, still wind vanes
2	4-6	Light Breeze	Small wavelets, crests glassy, no breaking	Wind felt on face, leaves rustle, vanes begin to move
3	7-10	Gentle Breeze	Large wavelets, crests begin to break, scattered whitecaps	Leaves and small twigs constantly moving, light flags extended
4	11-16	Moderate Breeze	Small waves 1-4 ft. becoming longer, numerous whitecaps	Dust, leaves, and loose paper lifted, small tree branches move
5	17-21	Fresh Breeze	Moderate waves 4-8 ft taking longer form, many whitecaps, some spray	Small trees in leaf begin to sway
6	22-27	Strong Breeze	Larger waves 8-13 ft, whitecaps common, more spray	Larger tree branches moving, whistling in wires
7	28-33	Near Gale	Sea heaps up, waves 13-19 ft, white foam streaks off breakers	Whole trees moving, resistance felt walking against wind
8	34-40	Gale	Moderately high (18-25 ft) waves of greater length, edges of crests begin to break into spindrift, foam blown in streaks	Twigs breaking off trees, generally impedes progress
9	41-47	Strong Gale	High waves (23-32 ft), sea begins to roll, dense streaks of foam, spray may reduce visibility	Slight structural damage occurs, slate blows off roofs
10	48-55	Storm	Very high waves (29-41 ft) with overhanging crests, sea white with densely blown foam, heavy rolling, lowered visibility	Seldom experienced on land, trees broken or uprooted, "considerable structural damage"
11	56-63	Violent Storm	Exceptionally high (37-52 ft) waves, foam patches cover sea, visibility more reduced	
12	64+	Hurricane	Air filled with foam, waves over 45 ft, sea completely white with driving spray, visibility greatly reduced	

Source: [www.spc.noaa.gov/faq/tornado/beaufort.html](http://www.spc.noaa.gov/faq/tornado/beaufort.html)



MINUTES OF THE COLORADO COUNTY  
COMMISSIONER'S COURT REGULAR MEETING  
April 28, 2025

Historical Occurrences

Historical occurrences of thunderstorm wind events with resulting damages that have impacted the Colorado County planning area are shown below in Table 8-2. Only high wind events associated with thunderstorm wind are considered in this section. Wind damage associated with other hazards, such as tornados or hurricanes, are accounted for in other sections. From 1997-2023, there have been 61 thunderstorm wind events recorded in the NCEI storm events database that have impacted the Colorado County planning area. The NCEI, organized under the National Oceanic and Atmospheric Administration, is the largest archive available for climate data, however, it is important to note that only incidents and damages reported to the NCEI have been factored into this risk assessment. Some occurrences seem to appear multiple times which is due to reports from various locations throughout the planning area. There have not been any events recorded past the listed dates.

Table 8-2: Historical Thunderstorm-Wind Events in Colorado County, 1997-2023

Jurisdiction	Date	Magnitude	Fatalities	Injuries	Property Damage	Crop Damage
Columbus	6/17/97		0	0	\$5,000	\$0
Weimar	12/23/97	52	0	0	\$2,000	\$0
Weimar	12/23/97		0	0	\$10,000	\$0
Sheridan	2/10/98		0	0	\$21,500	\$0
Columbus	2/10/98		0	0	\$21,500	\$0
Garwood	2/10/98	65	0	0	\$21,500	\$0
Matthews	2/10/98		0	0	\$10,000	\$0
Weimar	6/5/98		0	0	\$2,000	\$0
Frelsburg	7/14/98		0	0	\$3,000	\$0
Columbus	7/14/98	80	0	4	\$100,000	\$0
Columbus	7/14/98		0	0	\$10,000	\$0
Weimar	8/3/98		0	0	\$3,000	\$0
Columbus	5/30/99		0	0	\$50,000	\$0
Columbus	7/19/99		0	0	\$15,000	\$0
Eagle Lake	4/2/00		0	0	\$100,000	\$0
Weimar	5/2/00		0	0	\$25,000	\$0
Columbus	7/23/00		0	0	\$15,000	\$0
Weimar	7/31/00		0	0	\$15,000	\$0
Eagle Lake	11/5/00		0	0	\$15,000	\$0
Weimar	5/5/01		0	0	\$7,000	\$0
Columbus	5/26/01		0	0	\$5,000	\$0
Eagle Lake	8/6/01		0	0	\$10,000	\$0
Eagle Lake	3/30/02	65	0	0	\$25,000	\$0
Weimar	4/7/02		0	0	\$30,000	\$0
Eagle Lake	7/8/02		0	0	\$5,000	\$0
Columbus	8/3/02		0	0	\$20,000	\$0



**MINUTES OF THE COLORADO COUNTY  
COMMISSIONER'S COURT REGULAR MEETING  
April 28, 2025**

Eagle Lake	10/19/02		0	0	\$215,000	\$0
Columbus	12/23/02	52	0	0	\$10,000	\$0
Columbus	8/8/03	62	0	0	\$10,000	\$0
Bernardo	8/9/03	58	0	0	\$9,000	\$0
Countywide	6/4/04	50	0	0	\$150,000	\$0
Columbus	4/21/06	50	0	0	\$7,000	\$0
Oakland	12/21/06	50	0	0	\$5,000	\$0
Weimar	3/12/07	52	0	0	\$60,000	\$0
Rock Is	3/31/07	57	0	0	\$3,000	\$0
Weimar	6/3/07	65	0	0	\$10,000	\$0
Columbus	6/3/07	65	0	0	\$0	\$0
Eagle Lake	9/3/09	53	0	0	\$5,000	\$0
Borden	8/23/10	58	0	0	\$10,000	\$0
Columbus	8/23/10	56	0	0	\$6,000	\$0
Columbus	5/12/11	50	0	0	\$0	\$0
Weimar	3/20/12	52	0	0	\$5,000	\$0
Columbus	6/26/12	56	0	0	\$5,000	\$0
Weimar	6/10/14	55	0	0	\$0	\$0
Weimar	6/10/14	55	0	0	\$0	\$0
Glidden	4/16/15	52	0	0	\$0	\$0
Frelsburg	5/25/15	55	0	0	\$0	\$0
Bernardo	5/25/15	60	0	0	\$0	\$0
Weimar	4/12/16	50	0	0	\$0	\$0
Weimar	4/12/16	50	0	0	\$0	\$0
Bernardo	4/12/16	50	0	0	\$0	\$0
Calhoun	3/24/17	54	0	0	\$9,000	\$2,000
Frelsburg	5/23/17	52	0	0	\$0	\$0
Altair	5/3/19	55	0	0	\$30,000	\$0
Columbus	6/6/19	53	0	0	\$0	\$5,000
Alleyton	6/6/19	60	0	0	\$50,000	\$0
Eagle Lake	1/10/20	58	0	0	\$13,000	\$0
Oakland	5/18/21	50	0	0	\$0	\$0
Rock Is	5/18/21	50	0	0	\$0	\$0
Matthews	3/22/22	50	0	0	\$0	\$0
Eagle Lake	1/24/23	56	0	0	\$100,000	\$0

Source: NCEI Storm Events Database

MINUTES OF THE COLORADO COUNTY  
COMMISSIONER’S COURT REGULAR MEETING  
April 28, 2025

Table 8-3: Historical Windstorm Events in Colorado County (USDA Data), 1997-2023

Location	Dates	Deaths	Injuries	Property Damage	Crop Damage
Countywide	1997-2023	0	0	\$0	\$1,158,462

Significant Events

July 14, 1998 – City of Columbus

Walmart sign blown down on several cars. Three 18-wheelers blown over on several parked cars on I-10. While DPS investigated the accident, 90 mph winds blew a 9000 lb/27-foot-long culvert 1/2 mile across I-10.

January 24, 2023 – City of Eagle Lake

Damage on NW side of Eagle Lake surveyed by emergency manager. Several areas of tree and metal roof damage found along a fairly broad path. Damage and radar consistent with straight line wind damage.

Probability of Future Events

Windstorms are most likely to strike during the spring in the months of March, April, and May. There is also a brief period in September when the likelihood of windstorm hazards increases. The Colorado County planning area has experienced, on average, approximately 1 thunderstorm wind events every one to two years. Wind events categorized as Forces 10-12 on the Beaufort scale with hurricane force winds have routinely impacted the area and is the level of windstorm hazard the area should mitigate for in the future. The probability of future events is **likely**, meaning that an event is probable within the next three years for the planning area.

Frequency of Occurrence	
Highly likely:	Event probable in next year.
Likely:	Event probable in next 3 years.
Occasional:	Event possible in next 5 years.
Unlikely:	Event possible in next 10 years.

Vulnerability and Impact

Thunderstorm winds exist at different strength levels and occur randomly throughout the planning area with the potential to cause injury and property damage. All people, animals, existing and future structures, and facilities in Colorado County planning area could potentially be impacted and remain vulnerable to strong winds. A thunderstorm wind event can impact human health including injuries from windblown debris, direct injuries, traffic accidents, and in rare cases, fatalities. Debris from damaged structures can also cause damage to other buildings not directly impacted by the event. Infrastructure, such as power lines, poles, radio towers, water towers, and street lights are vulnerable to the impacts of severe thunderstorm winds. In addition, street signs, garbage cans, outdoor furniture, storage sheds, roofs, vehicles, trees, and other objects commonly found outdoors are at risk. While these vulnerabilities do exist, the overall impacts of thunderstorm wind are limited in scope and have not yet resulted in any reported injuries or fatalities.

The Colorado County planning area features mobile and manufactured home parks which are more vulnerable to thunderstorm winds than site-built structures. In addition, manufactured and temporary housing is located sporadically throughout rural portions of the



MINUTES OF THE COLORADO COUNTY  
COMMISSIONER'S COURT REGULAR MEETING  
April 28, 2025

planning area which are also vulnerable to the thunderstorm wind hazard, but more prone to being isolated from essential needs and emergency services in the event of a disaster. Based on 2022 American Community Survey (ACS) estimates, there are 7,376 occupied housing units in Colorado County of which 17%, or 1,279 units, are mobile or manufactured homes. In addition, 3,562 (48%) of the housing units in the overall planning area were built before 1980. These structures are likely to have been built to less stringent standards than newer construction and could be more susceptible to damage during significant events.

Table 8-4. Structures at Greater Risk by Jurisdiction

Jurisdiction	Occupied Housing Units	Mobile Homes	Housing units built prior to 1980
Colorado County*	7,376	1,279 (17%)	3,562 (48%)
City of Columbus	1,443	146 (10%)	1,044 (72%)
City of Eagle Lake	902	114 (13%)	502 (56%)
City of Weimar	1,074	129 (12%)	685 (64%)

\*County totals include all jurisdictions, ISDs, ESDs, and the Water District in addition to unincorporated areas.  
Source: 2022 American Community Survey 5-year estimate, selected housing characteristics

Based on the ACS 2022 data, the City of Columbus is at higher risk of damage from thunderstorm winds when considering age of residential structures and the higher standard of building codes enacted after 1980. Unincorporated Colorado County is at a higher risk of damage from thunderstorm winds when considering number and ratio of manufactured homes

Historic Windstorm Impacts

Below is the summary table for Colorado County that shows the 25-year column totals and the average annual (Per Year) losses from windstorm events. The bottom half of the table shows per capita dollar loss rates for the total and average annual losses. These rates are important measures for comparing losses between different hazards and areas. The average annual loss estimate of property and crop is \$50,620 for Colorado County.

Table 8-5: Colorado County Loss Summary

Time Period	Fatalities	Injuries	Property Damage	Crop Damage
Loss Summary, Colorado County				
25-year Total	0	4	\$1,258,500	\$7,000
Per Year	0	<1	\$50,340	\$280
Per Capita Dollar Losses (2022 ACS Population – 20,582)				
25-year Total	0	<1	\$61.15	\$0
Per Year	0	<1	\$2.45	\$0



**MINUTES OF THE COLORADO COUNTY  
COMMISSIONER'S COURT REGULAR MEETING**

**April 28, 2025**

## SECTION 9: EXTREME HEAT

### Description

Extreme heat is a condition where temperatures exceed local average high temperatures by ten degrees or more for an extended period of time and is also characterized by high humidity levels. Extreme heat is a common occurrence in Texas during the summer months. Extended periods of extreme heat are called heat waves and can lead to illness and death, particularly among vulnerable populations. In fact, heat waves have been the top cause of U.S. weather fatalities, on average, over the past 30 years.<sup>9</sup> Texas had a particularly deadly year in 2011, when 203 heat-related deaths were reported. The major human risks associated with severe summer heat include heat cramps, sunburn, dehydration, fatigue, heat exhaustion, and heat stroke. Extreme heat can lead to power outages as heavy demands for air conditioning strain the power grid and prolonged exposure to excessive temperatures can damage crops and injure or kill livestock. As the Earth's climate warms overall heat waves are expected to become more frequent, longer, and more intense.<sup>10</sup>

### Location

Extreme heat is not confined to any specific geographic area and can occur anywhere within the planning area. City residents can face a heightened risk to extreme heat because of warmer temperatures in cities from the urban heat island effect. The urban heat island effect is caused by large amounts of paved surfaces that absorb and re-radiate heat. The lack of green spaces and tree cover in these areas adds to the issue. Since Colorado County does not have any large major metropolitan areas, the urban heat island effect is not as pronounced. This results in a negligible variance in extreme temperatures from heat waves in the unincorporated areas of the counties versus the incorporated areas.

### Extent

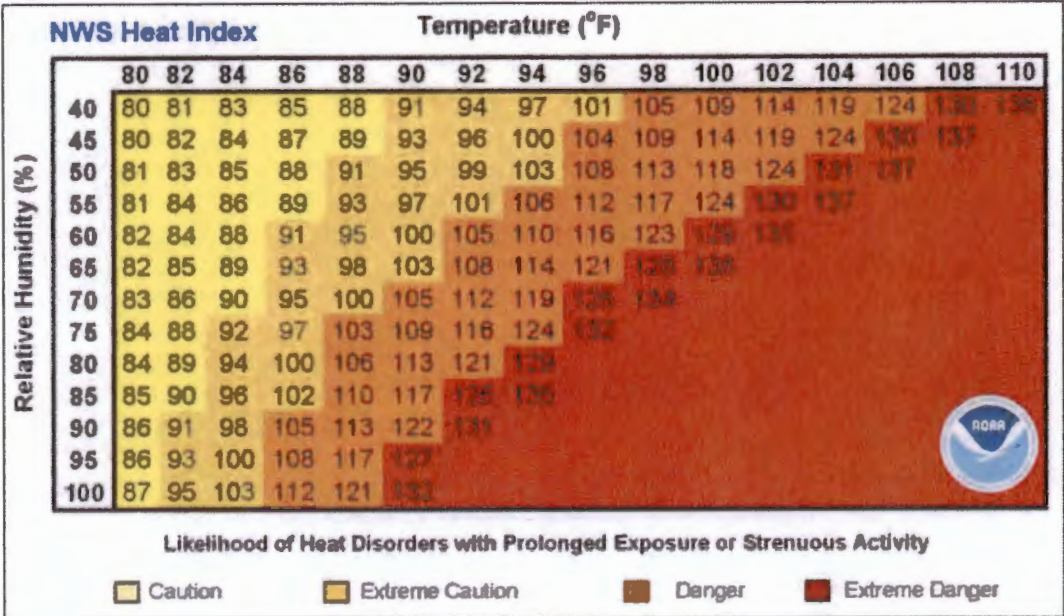
The "Heat Index" is the relationship between temperature and relative humidity established by the National Oceanic Atmospheric Administration (NOAA) to measure magnitude or intensity of an extreme heat event. This index combines the effect of high temperatures with high humidity to determine how hot it feels outside. Figure 9.1 below describes the heat index as it relates to the likelihood of heat disorders due to prolonged exposure or strenuous activity. As an example, if the air temperature is 98°F and the relative humidity is 65%, the heat index, or how hot it feels, is 128°F. The red area indicates extreme danger and the example above would fall into this category. Also, exposure to full sunshine can increase heat index values by up to 15°F since the heat index values in the chart below were devised for shady light wind conditions.

<sup>9</sup> <http://www.nws.noaa.gov/om/hazstats.shtml>

<sup>10</sup> Melillo, J.M., T.C. Richmond, and G.W. Yohe (eds.). 2014. Climate change impacts in the United States: The third National Climate Assessment. U.S. Global Change Research Program. <http://nca2014.globalchange.gov>.

**MINUTES OF THE COLORADO COUNTY**  
**COMMISSIONER’S COURT REGULAR MEETING**  
**April 28, 2025**

Figure 9-1: NWS Heat Index



The likelihood of health disorders associated with ranges of heat index values are displayed below. The classifications of “Caution,” “Extreme Caution,” “Danger,” and “Extreme Danger” are associated with increasingly harmful effects on the body. Effects on the body depend on the magnitude or intensity of the event with the shaded rows in the table below (Table 9.1) corresponding to the colors in the chart above (Figure 9.1). The National Weather Service will initiate alert procedures when the Heat Index is expected to exceed 105°-110°F, depending on local climate, for at least 2 consecutive days.

Table 9-1: Heat Index and Warnings

Classification	Heat Index	Effect on the body
Caution	80°F - 90°F	Fatigue possible with prolonged exposure and/or physical activity
Extreme Caution	90°F - 103°F	Heat stroke, heat cramps, or heat exhaustion possible with prolonged exposure and/or physical activity
Danger	103°F - 124°F	Heat cramps or heat exhaustion likely, and heat stroke possible with prolonged exposure and/or physical activity
Extreme Danger	125°F or higher	Heat stroke highly likely

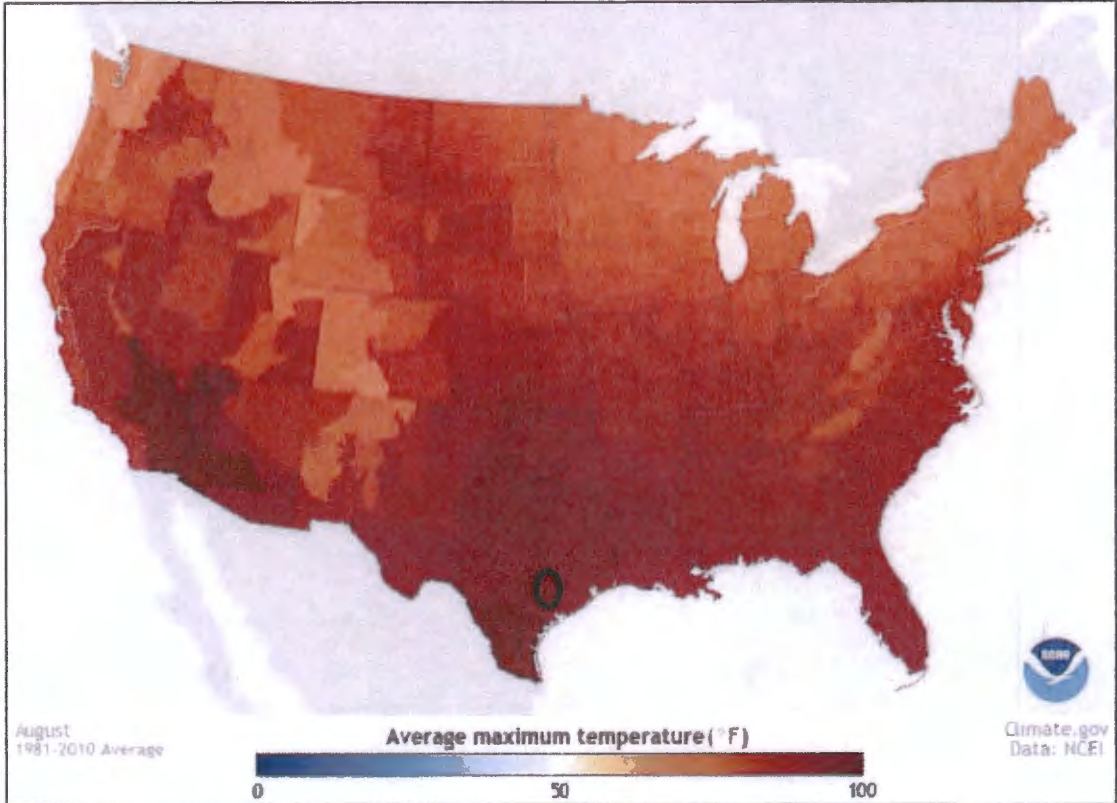
source: <https://www.weather.gov/ama/heatindexH>

The hottest month of the year for the Colorado County planning area is typically August with an average relative humidity of 65%. The National Oceanic and Atmospheric Administration (NOAA) provides the map below that shows the long-term average maximum temperature in each climate division across the contiguous United States for the month of August. This data is based on daily observations from 1981-2010. The planning area exhibits an average maximum temperature of 90-100°F or above based on historical data and has the potential to reach “dangerous” heat index levels at just 92°F and “extremely dangerous” heat index levels at 98°F.



MINUTES OF THE COLORADO COUNTY  
COMMISSIONER’S COURT REGULAR MEETING  
April 28, 2025

Figure 9-2: Average Maximum Temperature, Contiguous United States, August 1981-2010



<https://www.climate.gov/maps-data/data-snapshots/averagemaxtemp-monthly-1981-2010-cmb-0000-08-00?theme=Temperature>

Based on the average maximum temperature (90-100°F) and the average relative humidity (65°F) in the Colorado County planning area, extreme heat events to the extent of “Danger” and “Extreme Danger” should be mitigated to reduce threats to humans, livestock, and pets. When the heat index reaches a “Danger” classification, effects can include sunstroke, muscle cramps, heat exhaustion, and prolonged exposure can bring on heatstroke. When the heat index reaches an “Extreme Danger” classification, effects on the body can include all of the above in addition to increasing the risk of heat stroke and even death.

Historical Occurrences

There are twelve (12) historical occurrences of extreme heat found in the NCEI database for the Colorado County Planning Area for time period from 1997-2023. This doesn’t necessarily indicate that the area has rarely experienced an extreme heat event that impacts people, property, and agriculture. The lack of many historical occurrences in the NCEI record simply reflects that injury, fatalities, property losses, or crop losses were not directly attributed to any particular extreme heat event at the time. There have not been any events recorded past the listed dates.

Table 9-2: Historical Excessive Heat Events Table, 1997-2023

Jurisdiction	Year	Injuries	Fatalities	Property Damage	Crop Damage
Countywide	6/26/99	0	0	\$0	\$0
Countywide	8/1/99	0	0	\$0	\$0
Countywide	7/6/00	0	0	\$0	\$0



MINUTES OF THE COLORADO COUNTY  
COMMISSIONER’S COURT REGULAR MEETING  
April 28, 2025

Countywide	8/29/00	0	0	\$0	\$0
Countywide	9/1/00	0	0	\$0	\$0
Countywide	6/24/09	0	0	\$0	\$0
Countywide	6/16/23	0	0	\$0	\$0
Countywide	6/25/23	0	0	\$0	\$0
Countywide	7/12/23	0	0	\$0	\$0
Countywide	8/5/23	0	0	\$0	\$0
Countywide	8/23/23	0	0	\$0	\$0
Countywide	9/5/23	0	0	\$0	\$0

Source: NOAA NCEI Storm Events Database

Table 9-3: Historical Extreme Heat Events in Colorado County (USDA Data), 1997-2023

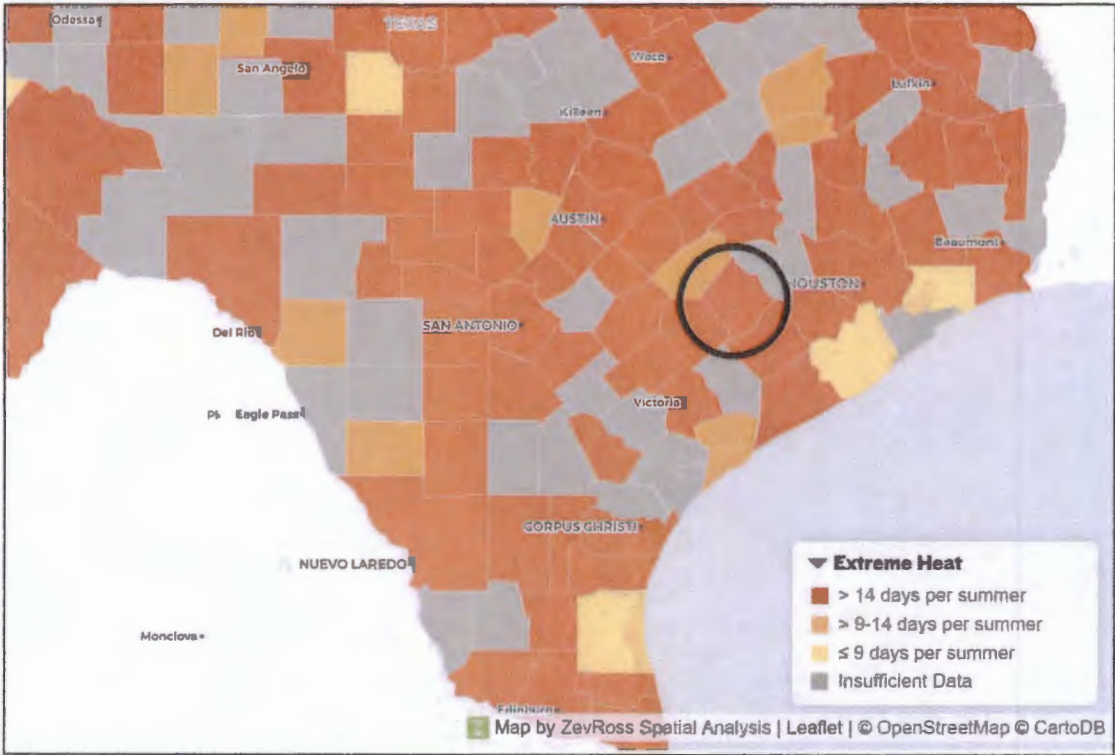
Location	Dates	Deaths	Injuries	Property Damage	Crop Damage
Countywide	1997-2023	0	0	\$0	\$2,529,225

The map below provides an analysis of extreme heat events based on weather station records from the Global Historical Climatology Network (GHCN), formerly the National Climatic Data Center. With this analysis from the NRDC, “extreme heat days” are defined as those days from June 1 to August 31 in the years 2007 to 2016 on which the maximum temperature exceeded the 90th-percentile value. The June to August daily maximum temperatures from the 1961 to 1990 were used as a reference period for the same monitoring station to calculate the 90th percentile. The 90th percentile value is among the more common ways to define extreme heat and the map below is indicative of how the number of extreme heat days per summer periods are changing over time.



MINUTES OF THE COLORADO COUNTY  
COMMISSIONER'S COURT REGULAR MEETING  
April 28, 2025

Figure 9-3: Average Maximum Temperature, Contiguous United States, August 1981-2010



<https://www.nrdc.org/climate-change-and-health-extreme-heat#/map/detail/TX>

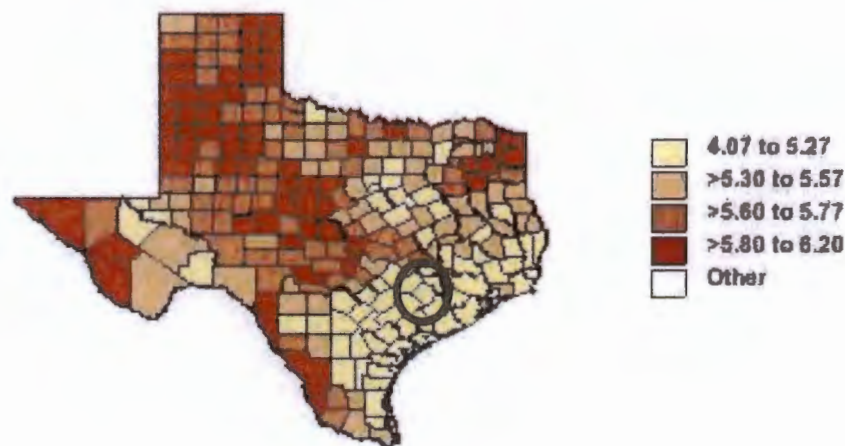


**MINUTES OF THE COLORADO COUNTY**  
**COMMISSIONER'S COURT REGULAR MEETING**  
**April 28, 2025**

Based on historical monitoring station data from 1961-1990, areas with more than 9 days of extreme heat per summer in the map above are experiencing more days of extreme heat than they did in the past. The map above depicts Colorado County as having greater than 14 days of extreme heat per summer. This analysis shows that the Colorado County planning area is experiencing more heat days during the summer than it did past.

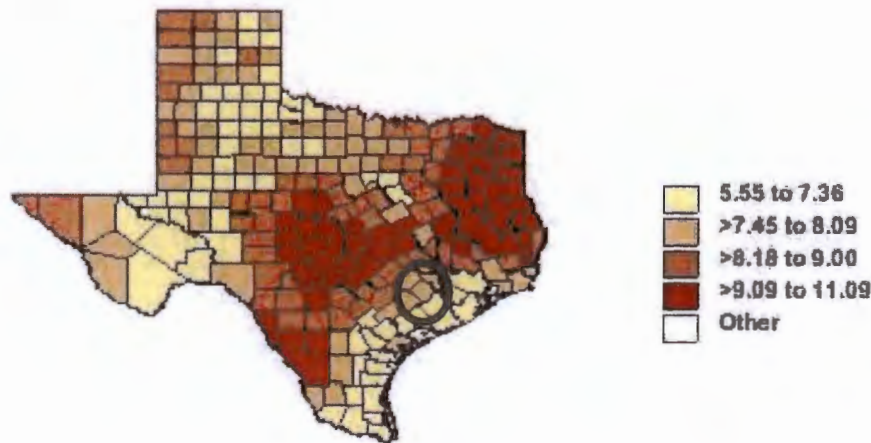
Data from CDC can also help tell a story of how the number of extreme heat days to be expected each summer are increasing. The two maps below depict a 29-year period from 1981-2010 and a 10-year period from 2000-2010. The Colorado County planning area is depicted within the black circle in East Central Texas on the maps below.

Figure 9-4: 1981-2010 Average Heat Wave Days Based on Daily Maximum Heat Index for Texas



Source: <https://wonder.cdc.gov/NCA-heatwavedays-historic.html>

Figure 9-5: 2000-2010 Average heat wave days based on daily maximum heat index for Texas



MINUTES OF THE COLORADO COUNTY  
COMMISSIONER'S COURT REGULAR MEETING  
April 28, 2025

Source: <https://wonder.cdc.gov/NCA-heatwavedays-historic.html>  
The Extreme Heat Events data available on the CDC WONDER website are county-level measures of the number of heat wave days in the months of May through September spanning the years 1981-2010. The CDC defines heat wave days as those that are 95th percentile of daily maximum Heat Index. The number of heat wave days is computed at the county level and the choropleth map and associated legends show the average number of heat wave days occurring based on the selected time period and location.

Probability of Future Events

The planning area can expect more than 14 extreme heat days and at least one extreme heat event, or heat wave, each summer due to the warm, sunny, and humid subtropical climate in the Colorado County planning area. The probability of the area experiencing at least one extreme heat event in the next year is **highly likely**.

Frequency of Occurrence	
Highly likely:	Event probable in next year.
Likely:	Event probable in next 3 years.
Occasional:	Event possible in next 5 years.
Unlikely:	Event possible in next 10 years.

The probability that the number of extreme heat days will continue to increase in the future is also highly likely. According to NOAA, the top 10 warmest years on record (1880-2022) across the globe have all occurred within the past 12 years. The table below ranks the warmest years on record with land and ocean annually averaged measurements compiled from 1880-2017.

Table 9-4: Top 10 warmest years, globally (NOAA, 1880-2023)

Rank	Year
1	2023
2	2016
3	2020
4	2019
5	2015
6	2017
7	2022
8	2021
9	2018
10	2014

"Global Climate Report – Annual 2022". NOAA. Retrieved 18 March 2024.

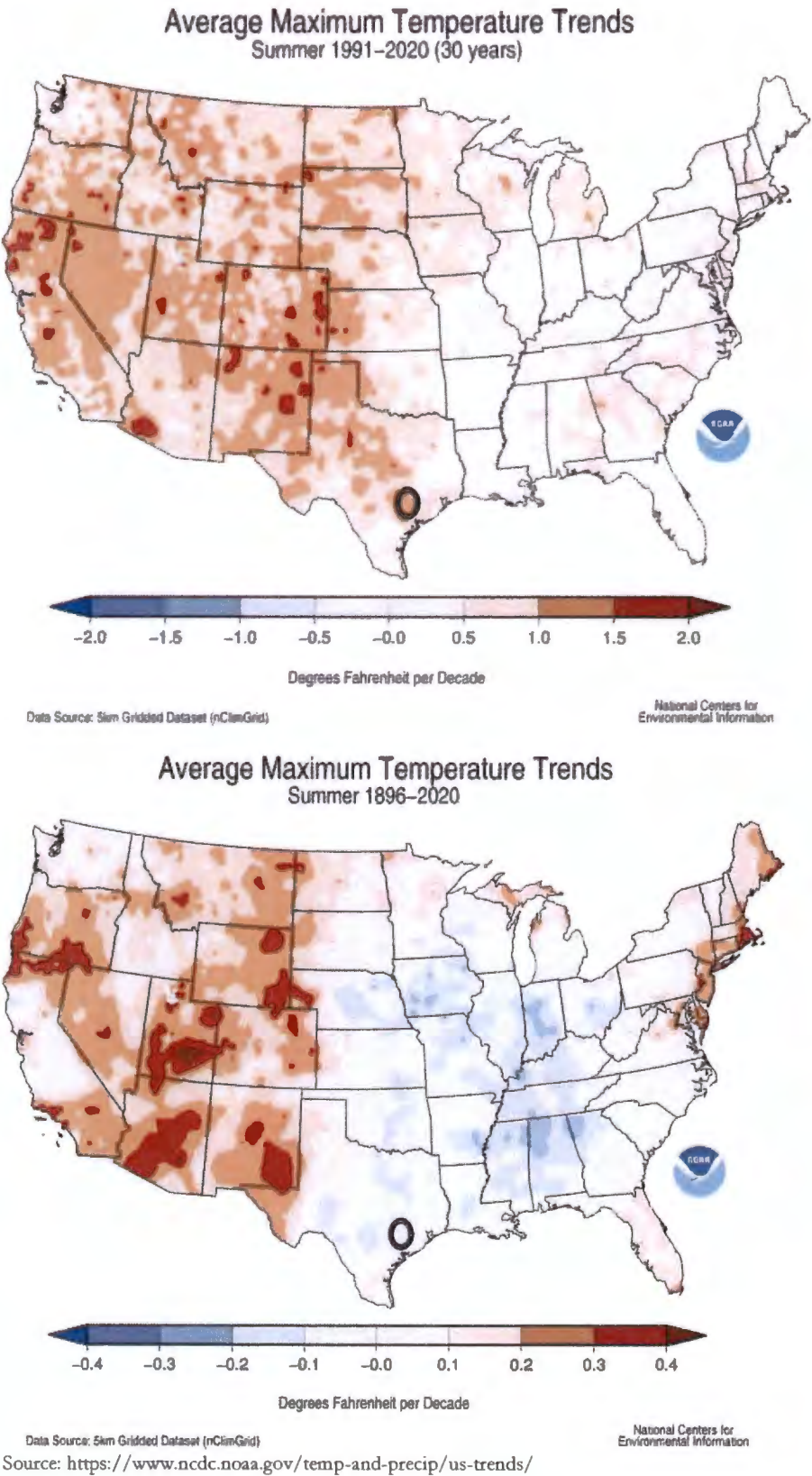
The average maximum temperature maps in Figure 9-6 on the following page are produced by the U.S. National Climatic Data Center and depict trends for the most recent complete 30-year period as well as the trend when looking at all recorded temperatures since 1896. The maps show average maximum temperature trends across the United States during the summer periods from 1991-2020 and 1896-2020 which show how trends from which forecasts are made can change drastically when looking at different periods of time. The Colorado County planning area is in an area that can expect an increase of 0.5-1.5<sup>o</sup>F in average maximum summer temperatures over the next century.





MINUTES OF THE COLORADO COUNTY  
COMMISSIONER'S COURT REGULAR MEETING  
April 28, 2025

Figure 9-6: Average Maximum Temperature Trends, Summer 1988-2017 (30 years)



**MINUTES OF THE COLORADO COUNTY  
COMMISSIONER'S COURT REGULAR MEETING  
April 28, 2025**

**Vulnerability and Impacts**

Residents of the area, especially vulnerable populations such as children under 5 and those over 65 should exercise caution by staying out of the heat for prolonged periods when a heat advisory or excessive heat warning is in effect. In addition to children and the elderly, the most vulnerable population to heat illnesses and casualties are the infirmed, who frequently live on low fixed incomes and cannot afford to run air-conditioning on a regular basis. This population is sometimes isolated, with no immediate family or friends to look out for their well-being so it is important for communities to get to know which immediate neighbors may be at highest risk to health impacts from heat. Those working or remaining outdoors for extended periods of time and overweight individuals are also at higher risk.

It is never safe to leave a baby, child, disabled person, or pet in a locked car. Cars heat up quickly in the sun and this is true even in the winter, the first toddler death due to being left in a locked car in the U.S. in 2018 occurred in February. The graphic in Figure 9-7 below is produced by NOAA with tips on how to practice heat safety in different situations.

Figure 9-7: NOAA Heat safety tips



<https://www.weather.gov/safety/heat>

Higher heat index values (which combine temperature and humidity to describe perceived temperature) are expected to increase discomfort and aggravate health issues. Conversely, cold spells are expected to decrease. In most locations, scientists expect daily minimum temperatures—which typically occur at night—to become warmer at a faster rate than daily maximum temperatures.<sup>11</sup> This change will provide less opportunity to cool off and recover from daytime heat. As the region continues to warm overall, it will be important to educate the public about strategies to stay cool during extreme heat events and how to recognize and respond to heat-related illnesses.

<sup>11</sup> National Research Council. 2011. Climate stabilization targets: Emissions, concentrations, and impacts over decades to millennia. Washington, DC: National Academies Press



**MINUTES OF THE COLORADO COUNTY**  
**COMMISSIONER'S COURT REGULAR MEETING**  
**April 28, 2025**

**SECTION 10: LIGHTNING**

**Description**

Lightening is sudden charges of electricity that develop from storms or excessive heat. This massive electrostatic discharge can occur between electrically charged regions within clouds, or between a cloud and the Earth's surface. A bolt of lightning, or the visible sparks, can cause air temperatures surrounding the bolt to approach 50,000°F causing rapid air expansion leading to thunder, which often accompanies lightning strikes. Lightning is most often affiliated with severe thunderstorms, and often strikes outside of heavy rain and can occur as far as 10 miles away from any rainfall.

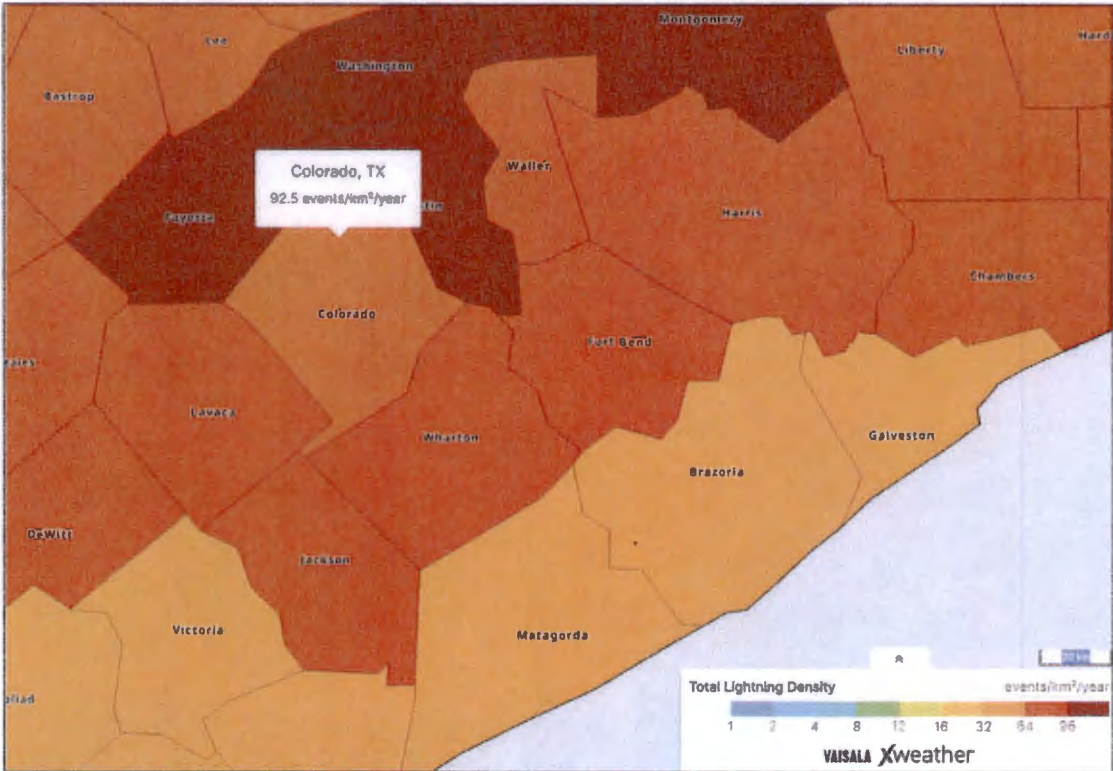
**Location**

The Colorado County planning area is located in a region of the country that is moderately susceptible to lightning strike. Lightning can occur at any location within the entire planning area and it is assumed that all areas within Colorado County are uniformly exposed to the threat of lightning due to the consistent geography and terrain found throughout.

**Extent**

Lightning extents is defined in terms of the frequency of lightning strikes within a defined geographic area and a set time period. The Vaisala's U.S. National Lightning Detection Network lightning flash density map, Figure 10-1, shows the average number of lightning events per km<sup>2</sup> per year. According the map below, the Colorado County planning area has a total lightning density of 92.5 events/km<sup>2</sup>/year for the planning area from 2017-2023.

Figure 10-1. Total Lightning Density, 2017-2023



Source: <https://interactive-lightning-map.vaisala.com/>

MINUTES OF THE COLORADO COUNTY  
COMMISSIONER’S COURT REGULAR MEETING  
April 28, 2025

A total lightning density of more than 64 events/km2/year in an area is considered to be a major severity and a total lightning density of more than 96 events/km2/year in an area is considered to be an extreme severity. Any lightning strike that causes death or property damage is likewise considered a major severity. The lightning hazard is considered to be a major severity for the planning area.

Historical Occurrences

While lightning occurs quite frequently in the planning area, the only lightning data contained within NOAA Storm Data are lightning events that result in fatality, injury and/or property and crop damage. There were no lightning events reported for the planning area according to the NOAA National Centers for Environmental Information (NCEI) data. Structural damages resulting from lighting events are considered severe with risk of injury or death representing the greatest risk. There have not been any events recorded past the listed dates.

Table 10-1: Historical Lightning Events, NCEI 1997-2023

Location	Date	Fatalities	Injuries	Property Damage	Crop Damage
Columbus	7/14/98	0	0	\$75,000	\$0

Significant Events

**July 14, 1998** – City of Columbus  
A lightning induced fire destroyed Po' Boy's restaurant.

Texas A&M Forest Service (Wildfires Caused by Lightning)

Lightning occurrences and damages are not well documented in the NCEI data but other sources and accounts from the Core planning team members indicate that lightning strikes occur frequently in the planning area. The Texas A&M Forest Service maintains a wildfire occurrence database based on state and local reports. The local reports are based on a voluntary online fire department reporting system that is used by both paid and volunteer fire departments. According to the Texas A&M Forest Service, there were no wildfires caused by lightning strikes from 2005-2022 within the Colorado planning area.

Probability of Future Events

With limited reported incidents in the planning area, the team utilized the most current lightning flash density estimate developed by Vaisala, Figure 10-1, for the risk assessment. The most current lightning flash density estimate indicates a probability of occurrence of approximately 92.5 lightning flashes per square kilometer per year. The Colorado County planning area is 974 square miles or 2,520 square kilometers. The Vaisala flash density estimate combined with the total area produces an estimate of approximately 233,100 flashes per year. With total thunderstorm days for that area at 2-3 events per year, this gives a *flash density of approximately 93,240 per event*. A **highly likely** probability of occurrence for future lightning events in the Colorado County planning area is supported by this frequency which means that an event is probable in the next year.

Frequency of Occurrence	
Highly likely:	Event probable in next year.
Likely:	Event probable in next 3 years.
Occasional:	Event possible in next 5 years.
Unlikely:	Event possible in next 10 years.





MINUTES OF THE COLORADO COUNTY  
COMMISSIONER’S COURT REGULAR MEETING  
April 28, 2025

Vulnerability and Impact

Lightning strikes are random making all property and people within the Colorado County planning area vulnerable to the impact of lightning. Lightning can also be responsible for damage to buildings, electrical systems, forest and/or wildfires, and damage to infrastructure such as power transmission lines and communication towers. Lightning is attracted to tall metal structures making water towers, electric power stations, and power poles particularly vulnerable to strikes. Lightning strikes can disrupt communication systems, including telephone and internet services, which can impact emergency response times and communication between businesses and customers. Lightning strikes can cause power outages that can affect large areas and cause disruption to businesses, transportation, and other essential services. The damage caused by lightning strikes can have a significant economic impact on cities, particularly in areas where businesses and tourism are major industries. Damage to buildings and electrical equipment can result in costly repairs and downtime. Lightning strikes can cause fires that can spread quickly and cause extensive damage to buildings and surrounding areas and are a cause of wildfires making agricultural land vulnerable as well. Agricultural losses from this hazard can be extensive.

Lightning strikes can also pose a risk to public safety, particularly in outdoor areas such as parks, sports fields, and other public spaces. The peak lightning season in the State of Texas is from June to August; however, the most fatalities occur in July as fatalities occur most often when people are outdoors, working or participating in some form of recreation. Moving inside will decrease a person’s vulnerability to injury or death due to lightning strike.

The summary table below, 10-3, shows the 25-year property and crop damage totals as well as the average annual (Per Year) losses summarizing historic lightning strike impacts. The bottom half of the table shows per capita (ACS 2022) dollar loss rates for the total and average annual losses. These rates are important measures for comparing losses between different hazards and areas. The average annual loss estimate of property and crop damage is \$3,000 for Colorado County.

Table 10-2, Colorado County Loss Summary

Time Period	Fatalities	Injuries	Property Damage	Crop Damage
Loss Summary, Colorado County				
25-year Total	0	8	\$75,000	\$0
Per Year	0	<1	\$3,000	\$0
Per Capita Dollar Losses (20,582, ACS 2022 Population)				
25-year Total	0	<1	\$0.37	\$0
Per Year	0	<1	\$0.02	\$0

Communities can take steps to mitigate the impact of lightning strikes by implementing lightning protection systems, maintaining electrical infrastructure, and educating the public on lightning safety measures. Doing so can minimize the risks associated with lightning strikes and ensure the safety and well-being of their residents and visitors.



**MINUTES OF THE COLORADO COUNTY**  
**COMMISSIONER'S COURT REGULAR MEETING**  
**April 28, 2025**

**SECTION 11: TORNADO**

**Description**

A tornado is a narrow, violently rotating column of air that extends from the base of a cumulonimbus cloud to the ground. Tornadoes, among the most violent storms on the planet, are capable of tremendous destruction with wind speeds that can reach as high as 250-300 mph. Typically, the vortex of air will remain suspended in the atmosphere and be visible as a funnel cloud. If the lower tip of the vortex touches the ground, however, the path of the tornado will often leave destruction in its wake and can be more than one mile wide and 50 miles long. Supercell thunderstorms, created when horizontal wind shears (winds moving in different directions at different altitudes) begin to rotate the storm, can produce the most extreme and powerful tornadoes.

The economic and financial impacts of a tornado event on a community can be devastating depending on the scale of the event and the population density of the area that is hit. The damage caused in the aftermath of a tornado event can be minimized with collaborative preparedness and pre-event planning by government, businesses, and citizens.

**Location**

Tornadoes do not have any specific geographic boundary and can occur uniformly throughout the planning area. The Colorado County planning area is located in Wind Zone III along the Texas gulf coast (Figure 11-1), where tornado winds can be as high as 200 mph. It is also partially located within the hurricane susceptible region.

Figure 11-1: United States Wind Zones



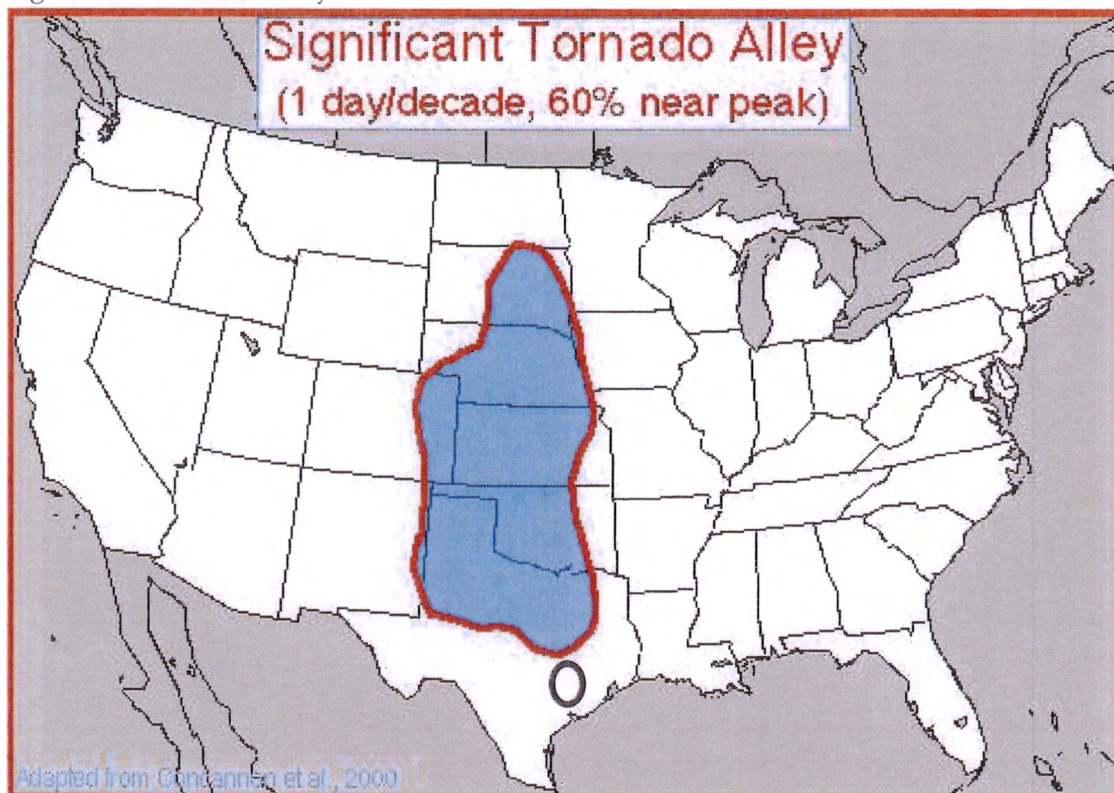
[www.fema.gov/plan/prevent/saferoom/tsfs02\\_wind\\_zones.shtml](http://www.fema.gov/plan/prevent/saferoom/tsfs02_wind_zones.shtml)



**MINUTES OF THE COLORADO COUNTY**  
**COMMISSIONER'S COURT REGULAR MEETING**  
**April 28, 2025**

Tornado Alley refers to an area in the southern plains of the central United States that experiences a higher-than-normal frequency of tornadoes each year due to weather patterns and geography. This area extends from central Texas to northern Iowa, and from central Kansas and Nebraska east to Western Ohio (Figure 11-2). Tornadoes in this region typically occur in late spring and occasionally in the early fall. The Colorado County planning area is approximately 75 miles south of the southern border of Tornado Alley.

Figure 11-2: Tornado Alley









<https://www.ncdc.noaa.gov/file/1535>

### Extent

Tornado events prior to 2007 follow the original Fujita scale, Table 11-1 on the following page. The current measure of the extent of tornado damage is the enhanced Fujita scale and it took effect on February 1st, 2007. The scale ranges from EF0, generally weak tornadoes with the ability to do minor damage, to EF5, tornadoes with winds in excess of 200mph and the ability to do devastating damage to areas they come in contact with. Tornadoes can range from weak to violent and typically cause the greatest damage to structures of light construction, such as single-family, manufactured, and mobile homes.

**MINUTES OF THE COLORADO COUNTY**  
**COMMISSIONER'S COURT REGULAR MEETING**  
**April 28, 2025**

Table 11-1: The Fujita Tornado Scale







Scale	Wind speed estimate (mph)	Potential damage	Example of damage
F0	40-72	Light damage. Some damage to chimneys; branches broken off trees; shallow-rooted trees pushed over; sign boards damaged.	
F1	73-112	Moderate damage. The lower limit is the beginning of hurricane wind speed; peels surface off roofs; mobile homes pushed off foundations or overturned; moving vehicles pushed off the roads; attached garages may be destroyed.	
F2	113-157	Significant damage. Roofs torn off frame houses; mobile homes demolished; boxcars overturned; large trees snapped or uprooted; high-rise windows broken and blown in; light-object missiles generated.	
F3	158-206	Severe damage. Roofs and some walls torn off well-constructed houses; trains overturned; most trees in forests uprooted; heavy cars lifted off the ground and thrown.	
F4	207-260	Devastating damage. Well-constructed houses leveled; structures with weak foundations blown away some distance; cars thrown and large missiles generated.	
F5	261-318	Incredible damage. Strong frame houses lifted off foundations and carried considerable distances to disintegrate; automobile-sized missiles fly through the air farther than 100 meters (110 yards); trees debarked; steel-reinforced concrete structures badly damaged and skyscrapers toppled	

Source: <https://www.spc.noaa.gov/faq/tornado/f-scale.html>



**MINUTES OF THE COLORADO COUNTY**  
**COMMISSIONER'S COURT REGULAR MEETING**  
**April 28, 2025**

Table 11-2: The Enhance Fujita Tornado Scale

Scale	Wind speed estimate (mph)	Potential damage	Example of damage
EF0	65–85	Minor damage. Peels surface off some roofs; some damage to gutters or siding; branches broken off trees; shallow-rooted trees pushed over. Confirmed tornadoes with no reported damage (i.e., those that remain in open fields) are always rated EF0.	
EF1	86–110	Moderate damage. Roofs severely stripped; mobile homes overturned or badly damaged; loss of exterior doors; windows and other glass broken.	
EF2	111–135	Considerable damage. Roofs torn off from well-constructed houses; foundations of frame homes shifted; mobile homes completely destroyed; large trees snapped or uprooted; light-object missiles generated; cars lifted off ground.	
EF3	136–165	Severe damage. Entire stories of well-constructed houses destroyed; severe damage to large buildings such as shopping malls; trains overturned; trees debarked; heavy cars lifted off the ground and thrown; structures with weak foundations are badly damaged.	
EF4	166–200	Devastating damage. Well-constructed and whole frame houses completely leveled; cars and other large objects thrown and small missiles generated.	
EF5	>200	Incredible damage. Strong-framed, well-built houses leveled off foundations are swept away; steel-reinforced concrete structures are critically damaged; tall buildings collapse or have severe structural deformations; some cars, trucks, and train cars can be thrown approximately 1 mile (1.6 km).	

Source: <https://www.spc.noaa.gov/efscale/ef-scale.html>



**MINUTES OF THE COLORADO COUNTY**  
**COMMISSIONER'S COURT REGULAR MEETING**  
**April 28, 2025**

The Enhanced Fujita Scale has 28 Damage Indicators (DI), or types of structures and vegetation, each with a varying number of Degrees of Damage (DoD). Larger degrees of damage done to the damage indicators correspond to higher wind speeds. Each damage indicator has a unique Degree of Damage scale, summarized in Table 11-3. For example, damage indicator 2, One and Two-family Residences, Degree of Damage Scale is provided as Figure 11-3. For Degree of Damage Scales for the remaining Damage Indicators refer to National Oceanic and Atmospheric Administration website.<sup>12</sup>

Table 11-3: Degrees of Damage Scale

DI No.	Damage indicator (DI)	Degrees of damage (DOD)
1	Small barns or farm outbuildings (SBO)	8
2	One- or two-family residences (FR12)	10
3	Manufactured home – single wide (MHSW)	9
4	Manufactured home – double wide (MHDW)	12
5	Apartments, condos, townhouses [three stories or less] (ACT)	6
6	Motel (M)	10
7	Masonry apartment or motel building (MAM)	7
8	Small retail building [fast-food restaurants] (SRB)	8
9	Small professional building [doctor's office, branch banks] (SPB)	9
10	Strip mall (SM)	9
11	Large shopping mall (LSM)	9
12	Large, isolated retail building [K-Mart, Wal-Mart] (LIRB)	7
13	Automobile showroom (ASR)	8
14	Automobile service building (ASB)	8
15	Elementary school [single-story; interior or exterior hallways] (ES)	10
16	Junior or senior high school (JHSH)	11
17	Low-rise building [1–4 stories] (LRB)	7
18	Mid-rise building [5–20 stories] (MRB)	10
19	High-rise building [more than 20 stories] (HRB)	10
20	Institutional building [hospital, government or university building] (IB)	11
21	Metal building system (MBS)	8
22	Service station canopy (SSC)	6
23	Warehouse building [tilt-up walls or heavy-timber construction] (WHB)	7
24	Electrical transmission lines (ETL)	6
25	Free-standing towers (FST)	3
26	Free-standing light poles, luminary poles, flag poles (FSP)	3
27	Trees: hardwood (TH)	5
28	Trees: softwood (TS)	5

<sup>12</sup> <http://www.spc.noaa.gov/faq/tornado/ef-scale.html>



MINUTES OF THE COLORADO COUNTY  
COMMISSIONER’S COURT REGULAR MEETING  
April 28, 2025

Figure 11-3: One and Two-Family Residences Degree of Damage Indicator

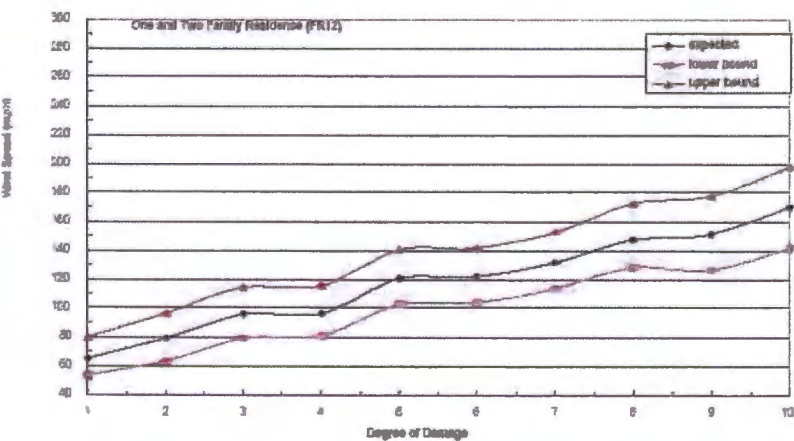
2. ONE-AND TWO-FAMILY RESIDENCES (FR12)  
(1000 – 5000 sq. ft.)

Typical Construction

- Asphalt shingles, tile, slate, or metal roof covering
- Flat, gable, hip, mansard, or mono-sloped roof or combinations thereof
- Plywood/OSB or wood plank roof deck
- Prefabricated wood trusses or wood joist and rafter construction
- Brick veneer, wood panels, stucco, EIFS, vinyl, or metal siding
- Wood or metal stud walls, concrete blocks or insulating-concrete panels
- Attached single or double garage

DOD*	Damage description	EXP	LB	UB
1	Threshold of visible damage	65	53	80
2	Loss of roof covering material (<20%), gutters and/or awning; loss of vinyl or metal siding	79	63	97
3	Broken glass in doors and windows	96	79	114
4	Uplift of roof deck and loss of significant roof covering material (>20%); collapse of chimney; garage doors collapse inward; failure of porch or carport	97	81	116
5	Entire house shifts off foundation	121	103	141
6	Large sections of roof structure removed; most walls remain standing	122	104	142
7	Top floor exterior walls collapsed	132	113	153
8	Most interior walls of top story collapsed	148	128	173
9	Most walls collapsed in bottom floor, except small interior rooms	152	127	178
10	Total destruction of entire building	170	142	198

\* Degree of Damage



The tornadic events in the Colorado County planning area have been between EF0 and EF2 (Table 11-4). However, because Colorado County is in Wind Zone III, the planning area could experience anywhere from an EF0 to an EF4. Therefore, the range of intensity that the planning area would be expected to mitigate is a tornado event that would be a low to severe risk, an EF0 to EF4.

MINUTES OF THE COLORADO COUNTY  
COMMISSIONER’S COURT REGULAR MEETING  
April 28, 2025

Historical Occurrences

Table 11-4 lists historical tornado events in the planning area from 1997-2023 that were reported to the NCEI or NOAA. The impact of the tornado events in Colorado County are listed by date with additional impact information related to the specific jurisdiction of touchdown, magnitude of event, total dollar-losses related to crop and property damage, injuries, and fatalities. There have not been any events recorded past the listed dates.

Table 11-4: Historical Tornado Events in Colorado County by Jurisdiction, 1997 – 2023

Jurisdiction	Date	Extent: Fujita Scale (pre-2007), Enhanced Fujita Scale (post-2007)	Fatalities	Injuries	Property Damage	Crop Damage
Sheridan	5/21/97	F0	0	0	\$25,000	0
Eagle Lake	8/29/99	F0	0	0	\$100,000	0
Borden	11/12/00	F0	0	0	\$25,000	0
Weimar	12/23/02	F0	0	0	\$18,000	0
Weimar	5/10/12	EF2	0	8	\$500,000	0
Rayner Jct	10/31/18	EF0	0	0	0	0
Calhoun	5/3/19	EF0	0	0	0	0

Source: NCEI Storm Events Database

Table 11-5: Historical Tornado Events Magnitude Summary, 1997 - 2006

Number of Events	Magnitude (Fujita Scale)						
	N/A	F0	F1	F2	F3	F4	F5
4		4	0	0	0	0	0

Table 11-6: Historical Tornado Events Magnitude Summary, 2007-2023

Number of Events	Magnitude (Enhanced Fujita Scale)						
	N/A	EF0	EF1	EF2	EF3	EF4	EF5
3	0	2	0	1	0	0	0

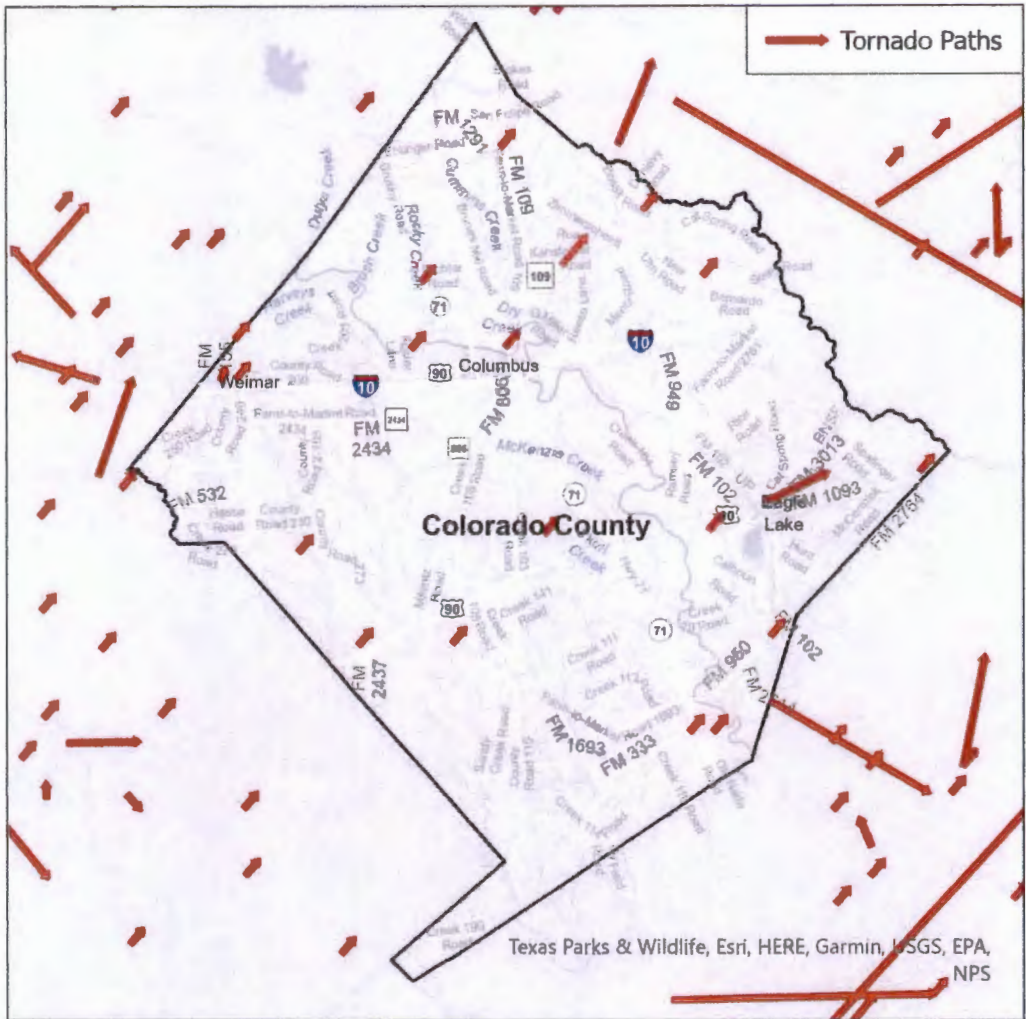
The locations of previous occurrences from 1950 through 2022 in the planning area are shown in figure 11-5. This map displays the historic tornado tracks, the distance travelled, and the direction in which they travelled. Only reported tornadoes were plotted and factored into the risk assessment, however it is likely that several occurrences have gone unreported over the past 72 years.





**MINUTES OF THE COLORADO COUNTY  
COMMISSIONER'S COURT REGULAR MEETING  
April 28, 2025**

Figure 11-4: Historic Tornado Tracks 1950-2022, Distance Travelled, Magnitude and Direction



**Significant Events**

**August 29, 1999 – Eagle Lake**

Four cars and other structures near golf course damaged and three large trees downed. Dime sized hail also reported.

**May 10, 2012 – Weimar**

The tornado touched down near a railroad track producing a small area of EF-2 damage when boxcars of a parked train were overturned. The tornado tracked toward the north northeast across a cemetery. Extensive tree damage occurred with numerous large trees snapped and debris deposited in different directions. The tornado then continued onto the grounds of Weimar High School where the press box of the football field was destroyed, stadium light poles were snapped, and a metal storage building was damaged. Eight injuries were reported, most of them occurring when a food service truck was overturned in the school parking lot.

MINUTES OF THE COLORADO COUNTY  
COMMISSIONER'S COURT REGULAR MEETING  
April 28, 2025

Probability of Future Events

Tornadic storms are typically more common in the spring months during the late afternoon and evening hours but can occur at any time of year and at any time of day. A smaller, high frequency period can also emerge in the fall during the brief transition between the warm and cold seasons. Table 11-7 provides a general overview of tornado severity, probability, fatality impacts, and defining characteristics.

Table 11-7: Tornado Severity and Probability

Weak Tornadoes	Strong Tornadoes	Violent Tornadoes
69% of all tornadoes	29% of all tornadoes	2% of all tornadoes
Less than 5% of tornado deaths	Nearly 30% of all tornado deaths	70% of all tornado deaths
Lifetime 1-10+ minutes	May last 20 minutes or longer	Lifetime can exceed one hour
Winds less than 110 mph	Winds 110 – 205 mph	Winds greater than 205 mph

According to historical records, there were 7 events in a 25-year reporting period in the planning area. This provides a probability of occurrence of approximately once every 3-4 years for the Colorado County planning area. This frequency supports a **likely** probability of future events for the planning area, including all participating jurisdictions, meaning that an event is probable in the next five years.

Frequency of Occurrence
Highly likely: Event probable in next year.
Likely: Event probable in next 3 years.
Occasional: Event possible in next 5 years.
Unlikely: Event possible in next 10 years.

Vulnerability and Impact

All existing and future buildings, facilities and populations in the Colorado County planning area are considered to be vulnerable to tornados and could potentially be impacted. High wind velocity, wind-blown debris, lightning, and large hail are typically the cause of damage done by a tornado. The high winds and flying debris can cause roofs to collapse, windows to shatter, and walls to crumble. Tornados can also cause significant damage to buildings, roads, bridges, and other infrastructure in cities. First responders and those needing to evacuate an area may encounter blocked roads as a result of the debris rendering some areas inaccessible or inescapable. Tornados can have a significant impact on the local economy as well, causing damage to businesses and homes, as well as disrupting transportation and causing productivity losses. The psychological trauma of experiencing a tornado, losing property or loved ones, or being displaced from one's home can have lasting effects on mental health.

Tornados pose a severe threat to communities as they often result in power outages, which could cause health and safety risks to vulnerable populations who rely on electricity for medical necessities, as well as patients in hospitals. Power outages can also disrupt electricity supply to neighborhoods and even entire cities, causing problems with heating, cooling, lighting, and communication. Anyone in the path of a tornado can incur serious injuries or even fatalities. Falling trees, branches, utility lines, poles, and flying debris pose safety risks, and people caught in the open or unable to take adequate cover are at the highest risk of injury or death. Certain buildings and structures are more prone to damage than others from





MINUTES OF THE COLORADO COUNTY  
COMMISSIONER’S COURT REGULAR MEETING  
April 28, 2025

the high wind velocity associated with tornado events. The three most susceptible types of structures to tornado damage are:

- 1. Manufactured Homes
- 2. Homes on crawlspaces (more susceptible to lift), and
- 3. Buildings with large spans, such as shopping malls, gymnasiums, and factories.

The Colorado County planning area features mobile and manufactured home parks which are more vulnerable to tornados than site-built structures. In addition, manufactured and temporary housing is located sporadically throughout rural portions of the planning area which are also vulnerable to the tornado hazard, but more prone to being isolated from essential needs and emergency services in the event of a disaster. Based on 2022 American Community Survey (ACS) estimates, there are 7,376 occupied housing units in Colorado County of which 1,279 (17%) are mobile or manufactured homes. In addition, 3,562 (48%) of the housing units in the overall planning area were built before 1980. These structures are likely to have been built to less stringent standards than newer construction; therefore, they may be more susceptible to damage during significant events.

Table 11-8. Structures at Greater Risk by Jurisdiction

Jurisdiction	Occupied Housing Units	Mobile Homes	Housing units built prior to 1980
Colorado County*	7,376	1,279 (17%)	3,562 (48%)
City of Columbus	1,443	146 (10%)	1,044 (72%)
City of Eagle Lake	902	114 (13%)	502 (56%)
City of Weimar	1,074	129 (12%)	685 (64%)

\*County totals include all jurisdictions, ISDs, ESDs, and the Water District in addition to unincorporated areas.  
Source: 2022 American Community Survey 5-year estimate, selected housing characteristics

Based on the ACS 2022 data, the City of Columbus is at higher risk of damage from tornados when considering age of residential structures and the higher standard of building codes enacted after 1980. Unincorporated Colorado County is at a higher risk of damage from tornados when considering number and ratio of manufactured homes.

Historic Tornado Impacts

The summary table below, 11-9, shows the 25-year property and crop damage totals as well as the average annual (Per Year) losses summarizing historic tornado impacts. The bottom half of the table shows per capita (ACS 2022) dollar loss rates for the total and average annual losses. These rates are important measures for comparing losses between different hazards and areas. The average annual loss estimate of property and crop damage is \$26,720 for Colorado County.

Table 11-9, Colorado County Loss Summary

Time Period	Fatalities	Injuries	Property Damage	Crop Damage
Loss Summary, Colorado County				
25-year Total	0	8	\$668,000	\$0
Per Year	0	<1	\$26,720	\$0
Per Capita Dollar Losses (20,582, ACS 2022 Population)				
25-year Total	0	<1	\$ 32.46	\$0
Per Year	0	<1	\$1.30	\$0

**MINUTES OF THE COLORADO COUNTY  
COMMISSIONER’S COURT REGULAR MEETING  
April 28, 2025**

Table 11-10 below displays the injuries, fatalities, property losses and crop losses by jurisdiction within the planning area.

Table 11-10: Tornado Losses by Jurisdiction 1997-2023

Jurisdiction	Fatalities	Injuries	Est. Prop. Losses	Est. Crop Losses
Colorado County	0	0	\$50,000	\$0
City of Columbus	0	0	\$0	\$0
City of Eagle Lake	0	0	\$100,000	\$0
City of Weimar	0	8	\$518,000	\$0

\*County totals include all non-participating jurisdictions, ISDs, ESDs, and the Water District in addition to unincorporated areas.





MINUTES OF THE COLORADO COUNTY  
COMMISSIONER'S COURT REGULAR MEETING  
April 28, 2025

SECTION 12: HAILSTORMS

Description

Hail is showery precipitation in the form of irregular pellets or balls of ice that typically measures 0.2 inches and 6 inches in diameter. It is a particularly damaging form of frozen participation resulting from thunderstorms with the size of the hail a direct result of the size and severity of the storms. Hail is produced when warm air rapidly rises into the upper atmosphere and the air mass is cooled. Frozen droplets within the cooled air mass accumulate to form ice crystals that then fall to the Earth as precipitation. The strength of the updraft is dependent on heating on the surface of the Earth with larger temperature gradients between the upper atmosphere and the surface responsible for increased suspension time and, therefore, increased hailstone size.

Location

Hailstorms are not confined to any specific geographic location, and can vary greatly in size, location, intensity and duration. As a result, all areas within the Colorado County planning area are equally at risk to the hazard of hail.

Extent

The NCEI Intensity Scale, depicted in Table 12-1, shows how the intensity category of a hailstorm depends on hail size and the potential damage it could cause. The intensity scale ranges from H0 to H10, with increments of intensity or damage potential in relation to hail size (distribution and maximum), texture, fall speed, speed of storm translation, and strength of the accompanying wind. The National Weather Service (NWS) classifies a storm as “severe” if there is hail one inch in diameter (approximately the size of a quarter) or greater, based on radar intensity or as seen by observers. Based on historical data, hail of up to 2.5 inches can be expected in the planning area.

Table 12-1: Hail Intensity and Magnitude

Size Code	Intensity Category	Size (Diameter Inches)	Descriptive Term	Typical Damage
H0	Hard Hail	Up to 0.33	Pea	No damage
H1	Potentially Damaging	0.33 - 0.60	Marble	Slight damage to plants and crops
H2	Potentially Damaging	0.60 - 0.80	Dime	Significant damage to plants and crops
H3	Severe	0.80 - 1.2	Nickel	Severe damage to plants and crops
H4	Severe	1.2 - 1.6	Quarter	Widespread glass and auto damage
H5	Destructive	1.6 - 2.0	Half Dollar	Widespread destruction of glass, roofs, and risk of injuries
H6	Destructive	2.0 - 2.4	Ping Pong Ball	Aircraft bodywork dented and brick walls pitted
H7	Very Destructive	2.4 - 3.0	Golf Ball	Severe roof damage and risk of serious injuries



MINUTES OF THE COLORADO COUNTY  
COMMISSIONER'S COURT REGULAR MEETING  
April 28, 2025

H8	Very Destructive	3.0 - 3.5	Hen Egg	Severe damage to all structures
H9	Super Hailstorms	3.5 - 4.0	Tennis Ball	Extensive structural damage, could cause fatal injuries
H10	Super Hailstorms	4.0 +	Baseball	Extensive structural damage, could cause fatal injuries

Source: NCEI Intensity Scale, based on the TORRO Hailstorm Intensity Scale.

The Colorado County area may experience hailstorms ranging from an H0 to an H10 based on previous occurrences for the area discussed further below. The planning area can plan to mitigate storms ranging from hard hail (low risk) to super hailstorms (high risk), the latter potentially leading to widespread destruction of glass, roofs, and potential risk of injuries.

Historical Occurrences

Historical evidence for Colorado County suggests that the entire planning area is vulnerable to hail events. Historical events with reported damage, injuries or fatalities are shown in Table 12-2 below. A total of 52 reported historical hail events impacted Colorado County during the 25-year period from 1997 through 2023. These reported events may not represent all hail events to have occurred during this time since they were only the events reported to NCEI and NOAA databases. There have not been any events recorded past the listed dates.

Table 12-2: Historical Hail Events in Colorado County

Location	Date	Magnitude	Deaths	Injuries	Property Damage	Crop Damage
Sheridan	5/21/97	0.75	0	0	\$5,000	\$0
Frelsburg	6/17/97	0.88	0	0	\$5,000	\$0
Eagle Lake	1/21/98	1.25	0	0	\$5,000	\$0
Weimar	2/10/98	0.75	0	0	\$3,000	\$0
Frelsburg	2/16/98	0.88	0	0	\$3,000	\$0
Weimar	6/5/98	0.75	0	0	\$3,000	\$0
Columbus	6/5/98	0.75	0	0	\$3,000	\$0
Frelsburg	2/27/99	1.75	0	0	\$15,000	\$0
Columbus	2/27/99	1	0	0	\$10,000	\$0
Columbus	5/30/99	1.75	0	0	\$40,000	\$0
Glidden	5/30/99	1.75	0	0	\$40,000	\$0
Sheridan	5/30/99	2.75	0	0	\$100,000	\$0
Frelsburg	5/4/00	1.75	0	0	\$25,000	\$0
Frelsburg	5/26/01	0.75	0	0	\$2,000	\$0
Columbus	3/30/02	0.75	0	0	\$5,000	\$0
Columbus	4/7/02	2.75	0	0	\$75,000	\$0
Eagle Lake	10/19/02	1.75	0	0	\$7,000	\$0
Columbus	12/23/02	0.75	0	0	\$7,000	\$0
Frelsburg	4/24/03	1.75	0	0	\$3,000	\$0
Columbus	4/24/03	2.75	0	0	\$10,000	\$0



MINUTES OF THE COLORADO COUNTY  
COMMISSIONER'S COURT REGULAR MEETING  
April 28, 2025

Columbus	4/24/03	2.75	0	0	\$8,000	\$0
Columbus	4/10/04	1.75	0	0	\$20,000	\$0
Columbus	4/10/04	1.75	0	0	\$20,000	\$0
Weimar	3/7/05	0.88	0	0	\$2,500	\$0
Weimar	3/7/05	0.88	0	0	\$2,500	\$0
Columbus	3/7/05	0.75	0	0	\$4,000	\$0
Garwood	3/7/05	0.75	0	0	\$2,500	\$0
Eagle Lake	5/29/05	1	0	0	\$8,000	\$0
Rock Is	5/29/05	1.75	0	0	\$10,000	\$0
Columbus	5/29/05	1.75	0	0	\$15,000	\$0
Columbus	5/29/05	1	0	0	\$7,000	\$0
Glidden	5/29/05	1.75	0	0	\$12,000	\$0
Eagle Lake	5/29/05	1	0	0	\$6,000	\$0
Oakland	12/21/06	0.75	0	0	\$3,000	\$0
Columbus	12/21/06	0.75	0	0	\$3,000	\$0
Weimar	4/2/09	0.75	0	0	\$0	\$0
Weimar	4/17/09	0.75	0	0	\$0	\$0
Columbus	5/25/11	1	0	0	\$0	\$0
Altair	5/25/11	1.75	0	0	\$0	\$0
Rock Is	5/25/11	1.75	0	0	\$0	\$0
Weimar	5/25/11	1	0	0	\$1,000	\$0
Sheridan	5/25/11	2.75	0	0	\$7,000	\$0
Rock Is	4/2/13	1.75	0	0	\$0	\$0
Columbus	4/16/15	0.75	0	0	\$0	\$0
Glidden	4/16/15	1	0	0	\$0	\$0
Altair	4/16/15	1.75	0	0	\$0	\$0
Rock Is	4/19/15	1.75	0	0	\$0	\$0
Columbus	4/19/15	1	0	0	\$0	\$0
Weimar	4/19/15	1	0	0	\$0	\$0
Oakland	5/9/19	1	0	0	\$0	\$0
Eagle Lake Arpt	4/5/23	1	0	0	\$0	\$0
Columbus Arpt	9/14/23	1	0	0	\$0	\$0

Table 12-3: Historical Hail Events in Colorado County (USDA Data), 1997-2023

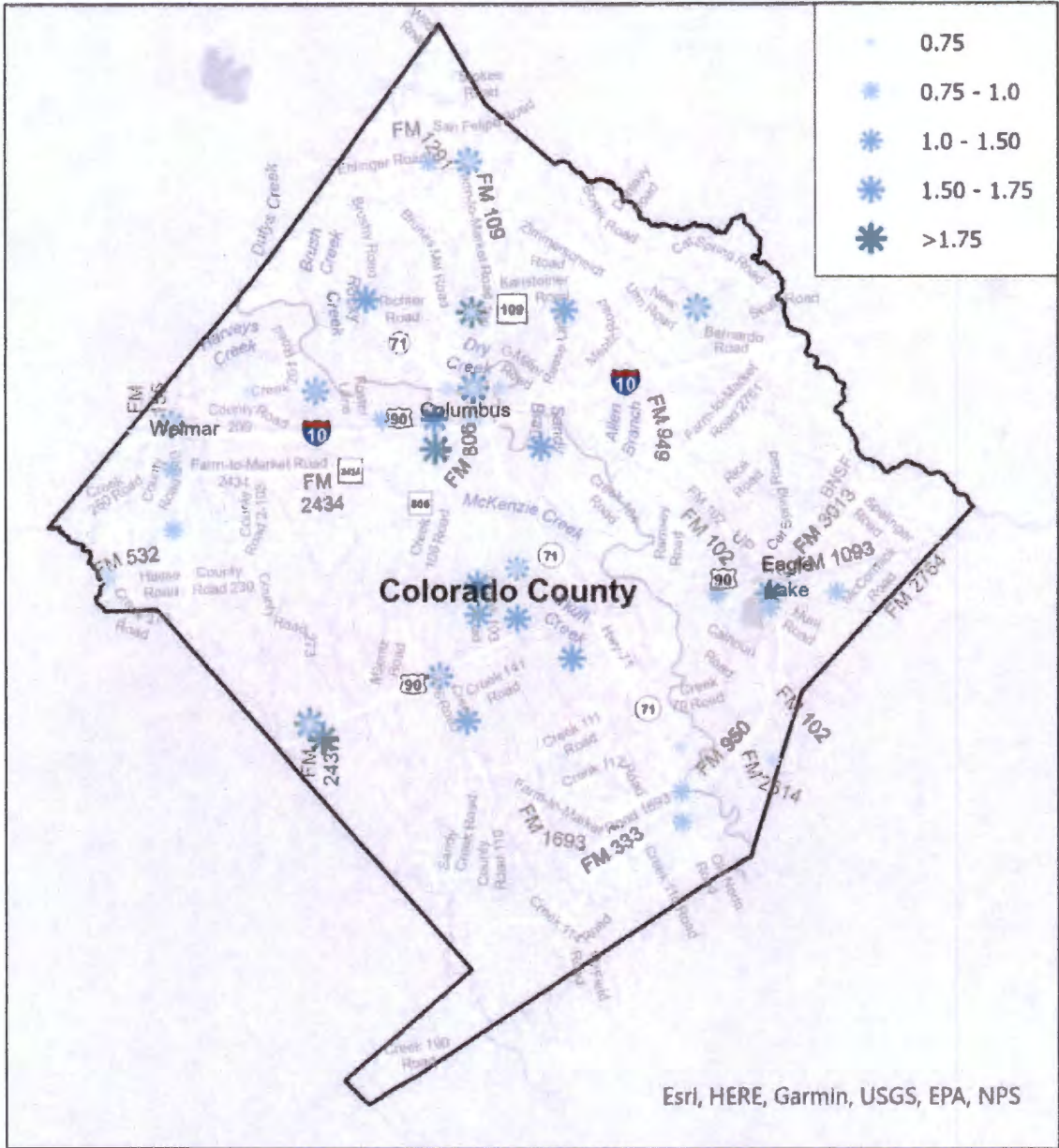
Location	Dates	Deaths	Injuries	Property Damage	Crop Damage
Countywide	1997-2023	0	0	\$0	\$302,458

Figure 12-2 plots this historical evidence by locating past hail events in the Colorado County planning area where latitude and longitude were available.



**MINUTES OF THE COLORADO COUNTY**  
**COMMISSIONER'S COURT REGULAR MEETING**  
**April 28, 2025**

Figure 12-2: Historic Hailstorms Events 1950-2022, Location and Magnitude



**Significant Events**

**May 30, 1999 – Sheridan**

Numerous reports of baseball-sized hail between Sheridan and Columbus.

**May 29, 2005 – Glidden**

Golf ball size hail 5 miles west of Columbus.

**Probability of Future Events**

Based on available records of historic events there were 52 events in a 25-year reporting period for the Colorado County planning area. This provides a probability of at least one



MINUTES OF THE COLORADO COUNTY  
COMMISSIONER'S COURT REGULAR MEETING  
April 28, 2025

event every year. This frequency supports a **highly likely** probability of future events meaning that an event is probable somewhere in the planning area in the next year.

Frequency of Occurrence	
Highly likely:	Event probable in next year.
Likely:	Event probable in next 3 years.
Occasional:	Event possible in next 5 years.
Unlikely:	Event possible in next 10 years.

Vulnerability and Impact

Hail can cause significant injury to humans and has been fatal in some circumstances. People could be struck by hail, falling trees, and branches. Also, hail could cause power outages which could cause health and safety risks to more vulnerable populations in the planning area. The most common impacts of hailstorms are to crops, trees, and landscaping since even small hail can tear plants apart in a short amount of time. Vehicles, roofs of buildings and homes, are also commonly damaged by hail. Older structures not built to current codes may be more susceptible to damages from hail than newer structures. HVAC and electrical service systems, particularly those on roofs, at schools, and critical facilities would be vulnerable and could also be damaged.

The Colorado County planning area features mobile and manufactured home parks which are more vulnerable to tornados than site-built structures. In addition, manufactured and temporary housing is located sporadically throughout rural portions of the planning area which are also vulnerable to the hailstorm hazard, but more prone to being isolated from essential needs and emergency services in the event of a disaster. Based on 2022 American Community Survey (ACS) estimates, there are 7,376 occupied housing units in Colorado County of which 1,279 (17%) are mobile or manufactured homes. In addition, 3,562 (48%) of the housing units in the overall planning area were built before 1980. These structures are likely to have been built to less stringent standards than newer construction; therefore, they may be more susceptible to damage during significant events.

Table 12-4. Structures at Greater Risk by Jurisdiction

Jurisdiction	Occupied Housing Units	Mobile Homes	Housing units built prior to 1980
Colorado County*	7,376	1,279 (17%)	3,562 (48%)
City of Columbus	1,443	146 (10%)	1,044 (72%)
City of Eagle Lake	902	114(13%)	502 (56%)
City of Weimar	1,074	129 (12%)	685 (64%)

\*County totals include all jurisdictions, ISDs, ESDs, and the Water District in addition to unincorporated areas.  
Source: 2022 American Community Survey 5-year estimate, selected housing characteristics

Based on the ACS 2022 data, the City of Columbus is at higher risk of damage from hailstorms when considering age of residential structures and the higher standard of building codes enacted after 1980. Unincorporated Colorado County is at a higher risk of damage from hailstorms when considering number and ratio of manufactured homes. To mitigate the risks associated with the impacts of hailstorms, it's important to have early warning systems in place, build structures that can withstand high velocity impacts from hail, and establish emergency response plans to quickly respond to disasters.



MINUTES OF THE COLORADO COUNTY  
COMMISSIONER’S COURT REGULAR MEETING  
April 28, 2025

**Historic Hailstorm Impacts**  
The summary table below, 12-5, shows the 25-year property and crop damage totals as well as the average annual (Per Year) losses summarizing historic hailstorm impacts. The bottom half of the table shows per capita dollar loss rates for the total and average annual losses. These rates are important measures for comparing losses between different hazards and areas. The average annual loss estimate of property and crop is \$19,900 for Colorado County.

Table 12-5, Colorado County Loss Summary

Time Period	Fatalities	Injuries	Property Damage	Crop Damage
Loss Summary, Colorado County				
25-year Total	0	0	\$497,500	\$0
Per Year	0	0	\$19,900	\$0
Per Capita Dollar Losses				
25-year Total	0	0	\$24.17	\$0
Per Year	0	0	\$0.97	\$0

Table 12-6 below displays the hailstorm losses by jurisdictions within the planning area where location data is available.

Table 12-6: Hailstorm Losses by Jurisdiction 1997-2023

Jurisdiction	Property Losses	Crop Losses
Colorado County	\$232,500	\$0
City of Columbus	\$227,000	\$0
City of Eagle Lake	\$26,000	\$0
City of Weimar	\$12,000	\$0

\*County totals include all non-participating jurisdictions, ISDs, ESDs, and the Water District in addition to unincorporated areas.





MINUTES OF THE COLORADO COUNTY  
COMMISSIONER'S COURT REGULAR MEETING  
April 28, 2025



SECTION 13: WILDFIRE

Description

Wildfires are an unplanned, unwanted fire burning uncontrolled in a natural area rich with vegetative fuels, like a forest, grassland, or prairie. Meteorological conditions such as high temperatures, low humidity, droughts, and high wind increase wildfire risk. Sparks from agricultural, industrial, or automobile activity are often the cause of a wildfire with humans the most common source of initial ignition. Wildfires can also be naturally ignited by lightning strike as a part of the natural management of forest ecosystems. While wildfires can occur any time of year, they are especially likely over the spring and summer months, when fuel is often dry so flames can move unchecked through a highly vegetative area.



Source: <http://texasforests.tamu.edu>

Location

Wildfires are most likely to occur in open grasslands but are not confined to any specific geographic location and can vary greatly in terms of size, location, intensity, and duration. The populated, urban areas of the planning area are less likely to experience large, sweeping fires. The more rural and sparsely populated unincorporated areas of Colorado County are more vulnerable to large sweeping wildfire events. The threat to people and property is greatest in the wildland urban interface/intermix, however, the entire planning area of Colorado County is at risk for wildfires.

Extent

The likelihood that a wildfire event will occur in the planning area is measured using the Keetch Byram Drought Index (KBDI) and the Texas Forest Service's Fire Intensity Scale (FIS). The KBDI describes the potential for wildfire based upon weather conditions such as daily water balance, precipitation, and soil moisture (Table 13-1). The index ranges from 0-800 with a score of 0 indicating no moisture depletion and a score of 800 representing completely dry conditions.

Table 13-1, Keetch Byram Drought Index (KBDI)

KBDI Score Range	Description
0-200	Soil moisture and large class fuel moistures are high and do not contribute much to fire intensity. Typical of early spring following winter precipitation.
200-400	Fuels are beginning to dry and contribute to wildfire intensity. Heavier fuels will still not readily ignite and burn. This is often seen in late spring or early summer.
400-600	Lower litter and duff layers contribute to fire intensity and will burn actively. Wildfire intensity begins to increase significantly. Larger fuels could burn or smolder for several days. This is often seen in late summer and early fall.
600-800	Often associated with more severe drought with increased wildfire occurrence. Intense, deep-burning fires with extreme intensities can be expected. Live fuels can also be expected to burn actively at these levels.



MINUTES OF THE COLORADO COUNTY  
COMMISSIONER'S COURT REGULAR MEETING  
April 28, 2025

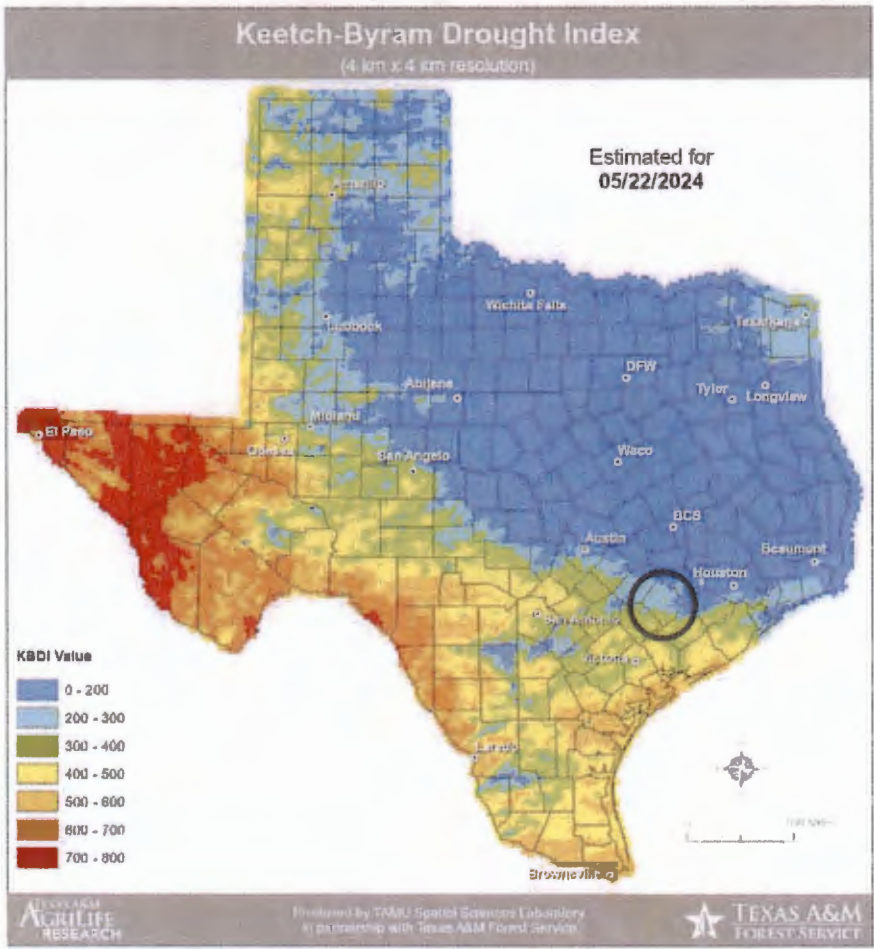
Table 13-2, Colorado County Planning Area KBDI Values

	KBDI Mean	KBDI Maximum	KBDI Minimum
Colorado	256	410	136

Source: <https://twc.tamu.edu/kbdi>

The average KBDI values for the planning area is approximately 445 and is the average extent to be mitigated (Table 13-2). Based on figure 13-1 below, the Colorado County planning area exhibits values in the 0-400 range as of the writing of this report. While Spring 2024 has had more rainfall than is normal, the Colorado County planning area consistently experiences KBDI values in the 700-800 range throughout the summer months and into the Fall. At these levels, often associated with more severe drought, fire intensity and occurrence increases significantly and fires readily burn in all directions. The KBDI is a good measure of the readiness of fuels to ignite in the event of a wildfire. Drought or extreme weather conditions have the ability to greatly influence the KBDI in a short period of time so current KBDI should always be monitored to more accurately assess risk. The figure and data below are provided by the Texas Weather Service at Texas A&M Department of Ecosystem Science and Management and the following website can be regularly checked for updated information.

Figure 13-1, KBDI for the State of Texas on 5/22/2024





MINUTES OF THE COLORADO COUNTY  
COMMISSIONER'S COURT REGULAR MEETING  
April 28, 2025

The Texas Wildfire Risk Assessment Portal (TXWRAP) is the primary mechanism for the Texas A&M Forest Service to deploy risk information and create awareness about wildfire issues across the state. [www.TexasWildfireRisk.com](http://www.TexasWildfireRisk.com) The tool uses the Fire Intensity Scale (FIS) layer to determine the potential fire intensity for the specified location. FIS quantifies potential fire intensity based on high to extreme weather conditions, fuels, and topography. It is similar to the Richter scale for earthquakes, providing a standard scale to measure potential wildfire intensity by magnitude. FIS consist of 5 classes where the order of magnitude between classes is ten-fold. The minimum class, Class 1, represents very low wildfire intensities and the maximum class, Class 5, represents very high wildfire intensities.

Class 1 (Very Low)	Class 2 (Low)	Class 3 (Moderate)	Class 4 (High)	Class 5 (Very High)
-----------------------	------------------	-----------------------	-------------------	------------------------

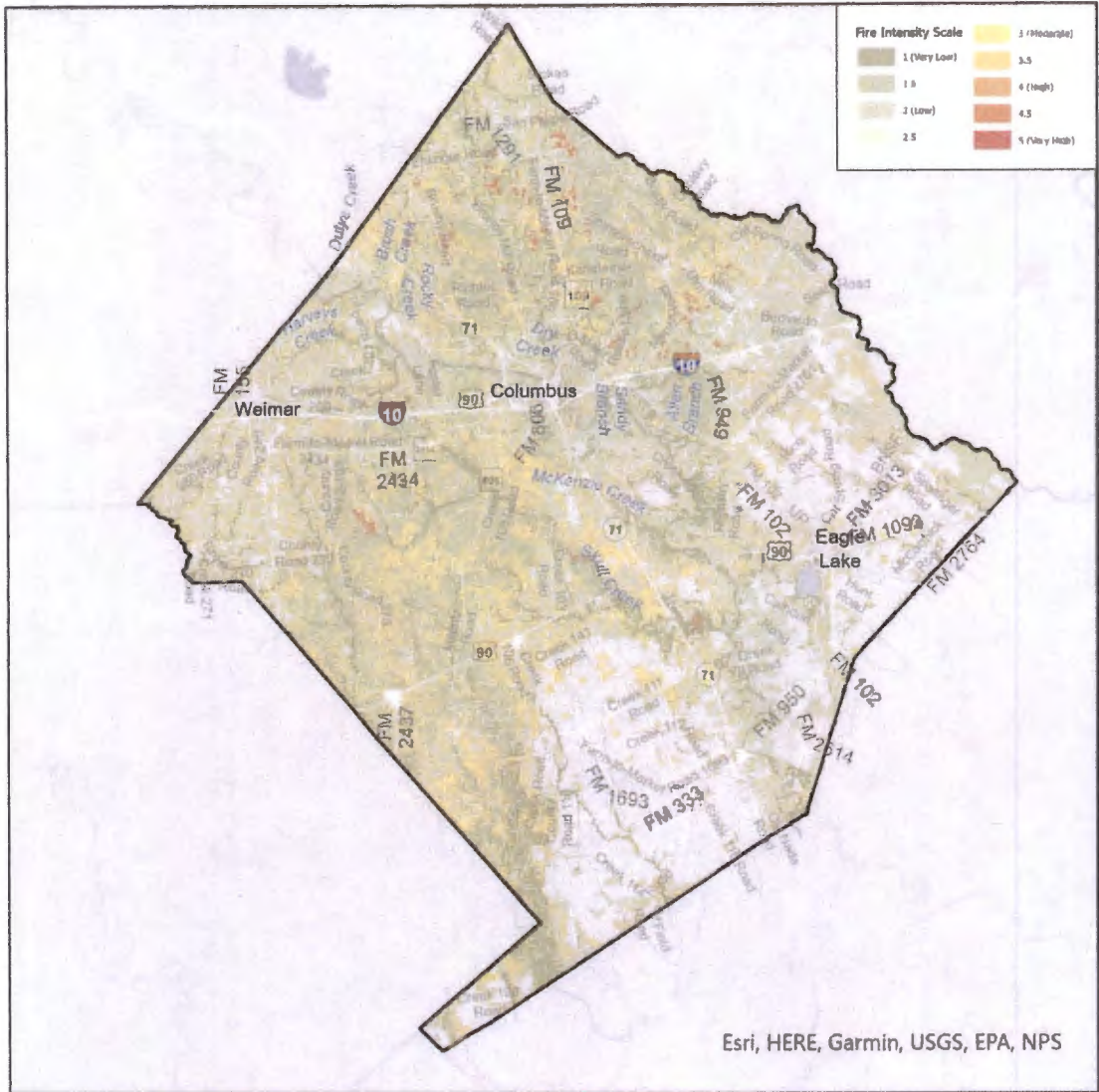
- **Class 1, Very Low:** Very small, discontinuous flames, usually less than 1 foot in length; very low rate of spread; no spotting. Fires are typically easy to suppress by firefighters with basic training and nonspecialized equipment.
- **Class 2, Low:** Small flames, usually less than two feet long; small amount of very short-range spotting possible. Fires are easy to suppress by trained firefighters with protective equipment and specialized tools.
- **Class 3, Moderate:** Flames up to 8 feet in length; short-range spotting is possible. Trained firefighters will find these fires difficult to suppress without support from aircraft or engines, but dozer and plows are generally effective. Increasing potential for harm or damage to life and property.
- **Class 4, High:** Large Flames, up to 30 feet in length; short-range spotting common; medium range spotting. Direct attack by trained firefighters, engines, and dozers is generally ineffective, indirect attack may be effective. Significant potential for harm or damage to life and property.
- **Class 5, Very High:** Very large flames up to 150 feet in length; profuse short-range spotting, frequent long-range spotting; strong fire-induced winds. Indirect attack marginally effective at the head of the fire. Great potential for harm or damage to life and property.

The Fire Intensity Scale evaluates the potential fire behavior for an area, regardless if any fires have occurred there in the past. This additional information allows local officials and mitigation planners to quickly identify areas where dangerous fire behavior potential exists in relationship to nearby homes or other valued assets. **The wildfire risk for the Colorado County planning area is low based on the characteristic wildfire intensity scale.**



MINUTES OF THE COLORADO COUNTY  
COMMISSIONER'S COURT REGULAR MEETING  
April 28, 2025

Figure 13-2, Colorado County Characteristic Fire Intensity Scale



Source: <https://wrap.texaswildfirerisk.com/Map/Pro/#project-areas>

**Historical Occurrences**

The NCEI storm events database carries limited information on wildfire occurrence information with damage estimates of impacts, injuries, or fatalities in the planning area from 1997-2023. There have not been any wildfire events recorded in the NCEI for the Colorado County planning area.

Table 5-4: Historical Wildfire Events in Colorado County (USDA Data), 1997-2023

Location	Dates	Deaths	Injuries	Property Damage	Crop Damage
Countywide	1997-2023	0	0	\$0	\$266

**Significant Events**

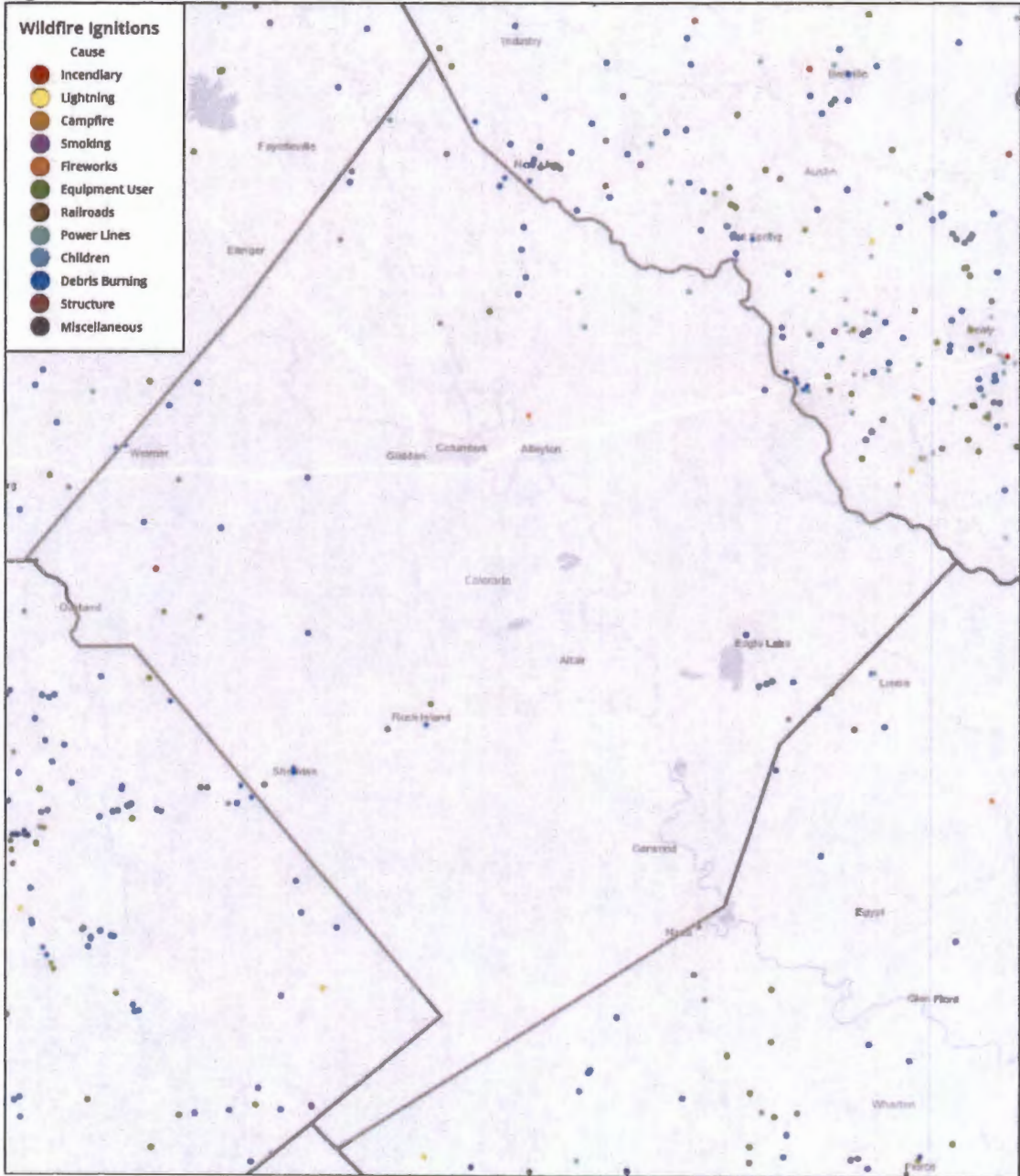
There have not been any significant recorded wildfire events with estimated impact data in the past 25 years.



**MINUTES OF THE COLORADO COUNTY**  
**COMMISSIONER'S COURT REGULAR MEETING**  
**April 28, 2025**

The Texas A&M Forest Service, started collecting wildfire data in 1985 and volunteer fire departments started reporting events in 2005. This data does not have estimated impact information, but it does provide a snapshot of historical wildfire occurrence to estimate a future frequency of events. The Texas A&M Forest Service reported 2,013 wildfire events in the Colorado County planning area between 2005 and 2022. Due to a lack of recorded data for wildfire events prior to 2005, frequency calculations are based on the sixteen-year period from 2005 to 2022. The map below shows approximate locations of wildfires in Colorado County and the cause of ignitions.

Figure 13-3, Historical Wildfire Events, 2005 – 2022



Source: <https://wrap.texaswildfirerisk.com>

MINUTES OF THE COLORADO COUNTY  
COMMISSIONER'S COURT REGULAR MEETING  
April 28, 2025

Table 13-3 on the following page lists the ignition causes for all wildfires in the planning area between 2005-2022, the number of times of each unique ignition cause, and the percent of total ignitions.

Table 13-3, Wildfire ignition causes from 2005-2022

Ignition Cause	Count	% of Total
Debris burning	26	45%
Equipment use	6	10%
Fireworks	1	2%
Incendiary	1	2%
Miscellaneous	15	26%
Power Lines	9	15%
Grand Total	58	100%

Source: Texas Wildfire Risk Assessment Portal (TxWRAP)

Probability of Future Events

Based on reported historical occurrences of wildfire, 58 wildfire events occurred in a 17-year reporting period for Colorado County. This data establishes an approximate probability of occurrence of 3-4 events per year. This frequency supports a **highly likely** probability of future events, meaning a wildfire event is highly probable within the next year. The risk of future wildfires with greater impact to people and property will increase if future development patterns extend into the wildlands.

Frequency of Occurrence	
Highly likely:	Event probable in next year.
Likely:	Event probable in next 3 years.
Occasional:	Event possible in next 5 years.
Unlikely:	Event possible in next 10 years.

Vulnerability and Impact

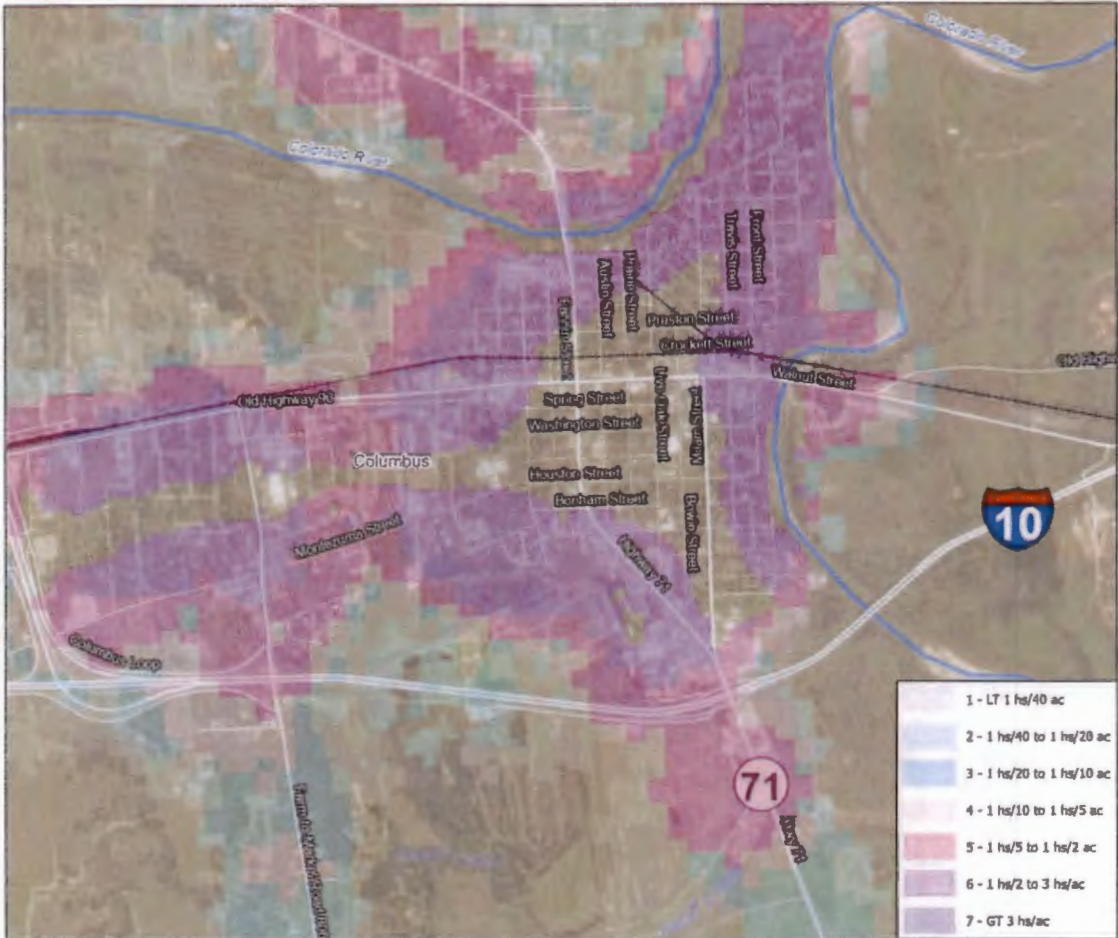
Populations and structures that are most susceptible to wildfire risk are located in the wildland urban interface and/or intermix (WUI). WUI fires occur in areas where the built environment, structures and other improvements, meet undeveloped wildland or vegetative fuels. Natural vegetation provides the fuel for wildfires in natural uninhabited areas, while WUI fires consume both vegetation and materials from the built environment. Since the WUI for the jurisdictional areas encompasses nearly all the land area within the city limits, nearly all critical facilities located within both cities are within the Wildland Urban Interface or access to them is impeded by the WUI. Colorado WCID#2 will implement a mitigation action to electronically document and map assets in their service area.

The severity of impact from major wildfire events can be substantial. Such events have caused deaths and injuries, damaged or destroyed property and critical facilities, and disrupted infrastructure and services. Severity of impact is gauged by homes and structures lost, acreage burned, and the number of resulting injuries and fatalities. The vulnerability of the jurisdictions in the planning area to wildfire events is increased where critical facilities are in the WUI as they are more likely to sustain damage from the hazard event.



MINUTES OF THE COLORADO COUNTY  
COMMISSIONER'S COURT REGULAR MEETING  
April 28, 2025

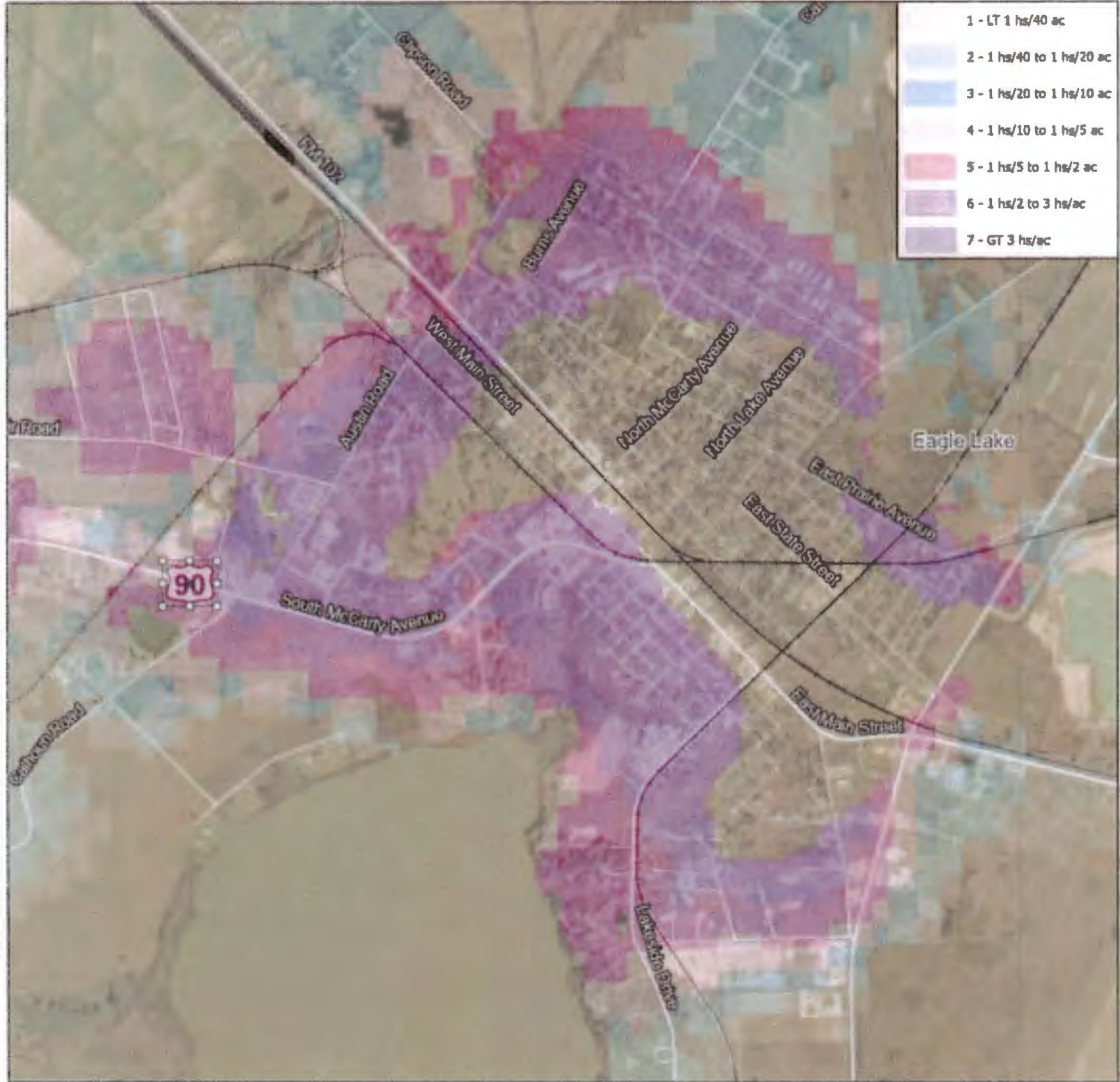
Figure 13-4: Wildland Urban Interface, City of Columbus



\*The entire extent in the map above is located within the Columbus Independent School District

MINUTES OF THE COLORADO COUNTY  
COMMISSIONER'S COURT REGULAR MEETING  
April 28, 2025

Figure 13-5: Wildland Urban Interface, City of Eagle Lake

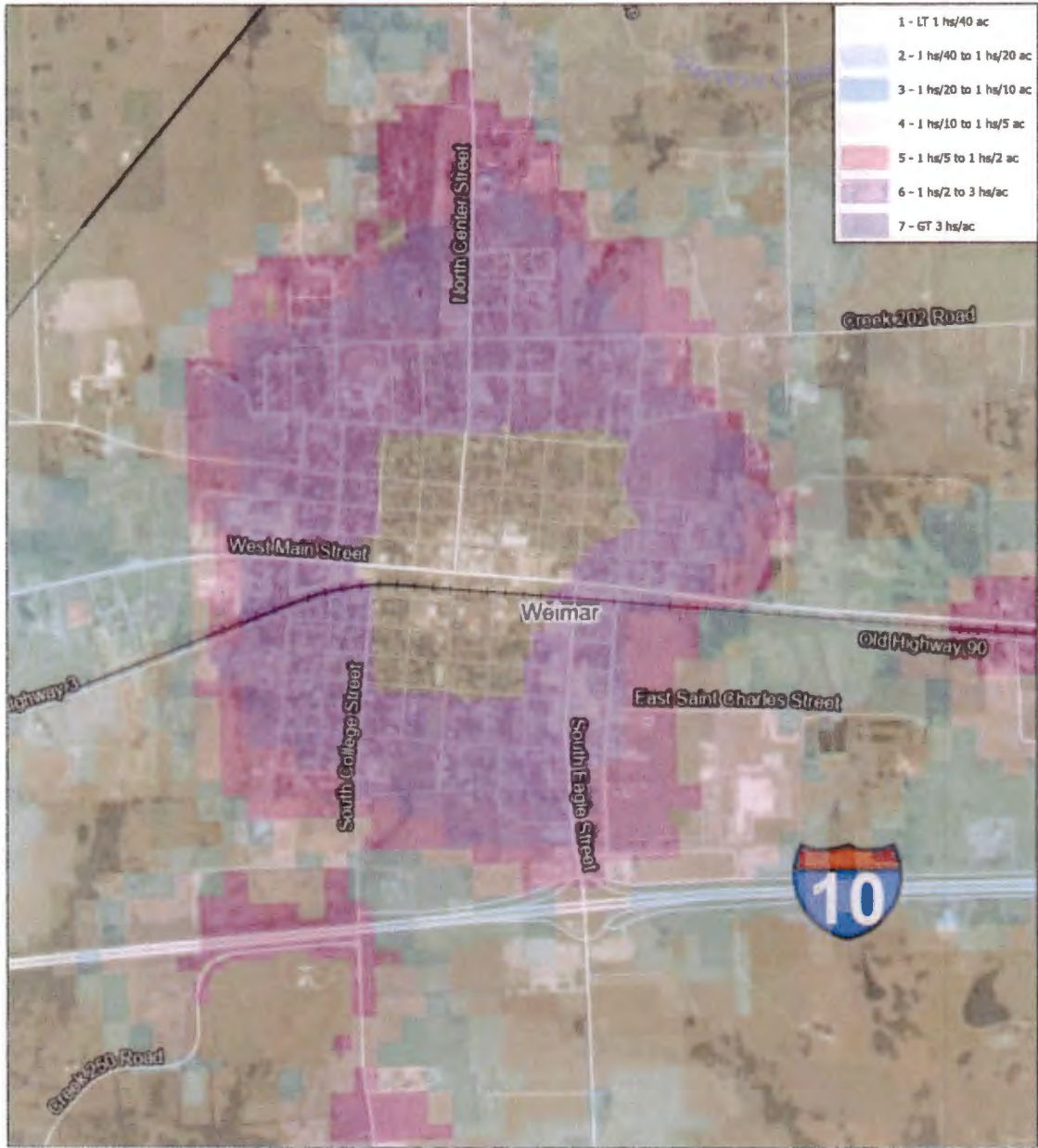


\*The entire extent in the map above is located within the Rice Consolidated Independent School District



**MINUTES OF THE COLORADO COUNTY  
COMMISSIONER'S COURT REGULAR MEETING  
April 28, 2025**

Figure 13-6: Wildland Urban Interface, City of Weimar



\*The entire extent in the map above is located within the Weimar Independent School District

**April 28, 2025**

Figure 13-7: Wildland Urban Interface, Garwood CDP Showing CCWID 2 Facilities



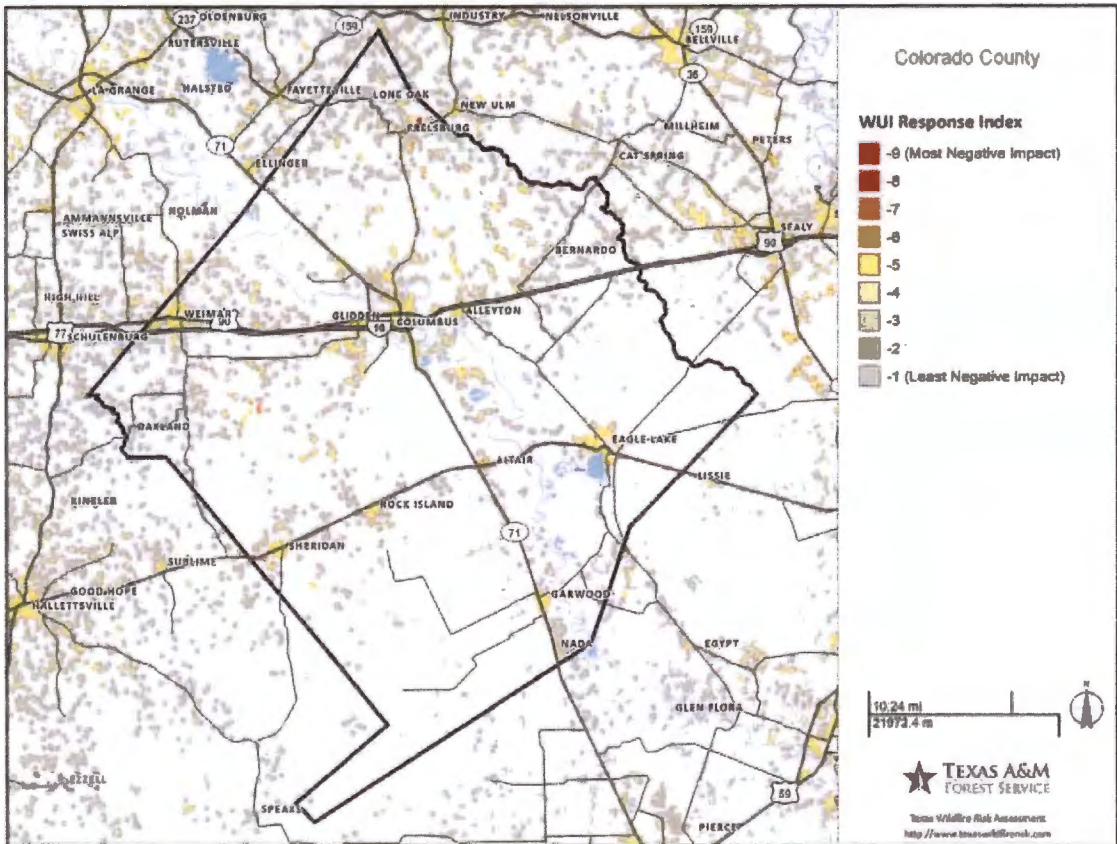
\*The entire extent in the map above is located within the Weimar Independent School District

**The Wildland Urban Interface (WUI) Response Index layer is a rating of the potential impact of a wildfire on people and their homes.** The key input, WUI, reflects housing density (houses per acre) consistent with Federal Register National standards. The location of people living in the Wildland Urban Interface and rural areas is key information for defining potential wildfire impacts to people and homes. Figure 13-8 on the following page shows Colorado County and the threat of wildfire across the planning area based on this response function modeling approach. The most negative impacts can be seen affecting the fringe of the more populated areas within the county such as the cities of Columbus, Eagle Lake, and Weimar. Some of the most negative response index values also appear in isolated communities in the north and western areas of the county.



MINUTES OF THE COLORADO COUNTY  
COMMISSIONER'S COURT REGULAR MEETING  
April 28, 2025

Figure 13-8: Wildland Urban Interface (WUI) Response



Source: <https://wrap.texaswildfirerisk.com>

The impacts from a wildfire to the Colorado County planning area would be severe if the location were near a population area even with the low wildfire risk rating. Local impacts would include air quality degradation due to the wildfire producing large amounts of smoke and other pollutants. This situation can cause health problems for residents, especially those with respiratory issues. If the wildfire is severe enough, or close enough to populated areas, it can result in the need for evacuations. Evacuating can be a traumatic experience for many people, especially if they must leave their homes and possessions behind, including pets. Wildfires often harm or destroy homes, businesses, and other buildings, leading to significant property damage. They can cause power outages, which can disrupt normal life and can cause economic impacts, especially to places that depend on tourism or agriculture. The loss of power and disruption to normal life can result in financial losses for businesses and individuals.

To reduce these vulnerabilities and impacts, cities can take steps to prepare for wildfires, such as creating evacuation plans, conducting regular fire drills, implementing building codes and other regulations to reduce fire risk, and working with fire departments to improve fire suppression and response capabilities.

MINUTES OF THE COLORADO COUNTY  
COMMISSIONER’S COURT REGULAR MEETING  
April 28, 2025



SECTION 14: SEVERE WINTER STORMS

Description

A severe winter storm event is when temperatures hover below freezing and precipitation includes freezing ice, snow, and sleet. Strong winds often accompany severe winter storms and combines with freezing precipitation to produce a low wind chill. Severe winter storms may include snowstorms, blizzards, cold waves and ice storms. Snowstorms include four or more inches of snow in a 12-hour period. Blizzards are characterized by low temperatures and strong winds in excess of 35 mph with large amounts of drifting snow. A cold wave is a winter cold front with a drastic drop in temperature. An ice storm occurs when rain falls out of the warm and moist upper layers of the atmosphere into a cold and dry layer near the ground. The rain freezes on contact with the cold ground and accumulates on exposed surfaces. If a half inch of rain freezes on trees and utility wires, damage can occur, especially if accompanied by high winds. Half an inch is used as the criteria before an icing event is categorized as an “ice storm.” Winter storm events are generally mild and short-lived in the Central Texas region. Figure 14-1 below lists the types of severe winter storms that can impact the planning area and a description of the winter weather conditions that accompany the severe weather alert issued by the National Weather Service (NWS).



Table 14-1: Extent Scale – Winter Weather Alerts

Winter weather advisory	This alert may be issued for a variety of severe conditions. Weather advisories may be announced for snow, blowing or drifting snow, freezing drizzle, freezing rain, or a combination of weather events.
Winter storm watch	Severe winter weather conditions may affect your area (freezing rain, sleet or heavy snow may occur separately or in combination).
Winter storm warning	Severe winter weather conditions are imminent.
Freezing rain or freezing drizzle	Rain or drizzle is likely to freeze upon impact, resulting in a coating of ice glaze on roads and all other exposed objects.
Sleet	Small particles of ice usually mixed with rain. If enough sleet accumulates on the ground, it makes travel hazardous.
Blizzard warning	Sustained wind speeds of at least 35 mph are accompanied by considerable falling or blowing snow. This alert is the most perilous winter storm with visibility dangerously restricted.
Frost/freeze warning	Below freezing temperatures are expected and may cause significant damage to plants, crops and fruit trees.
Wind chill	A strong wind combined with a temperature slightly below freezing can have the same chilling effect as a temperature nearly 50 degrees lower in a calm atmosphere. The combined cooling power of the wind and temperature on exposed flesh is called the wind–chill factor.





MINUTES OF THE COLORADO COUNTY  
COMMISSIONER’S COURT REGULAR MEETING  
April 28, 2025

Location

Severe winter storm events are not confined to specific geographic boundaries and vary in intensity and duration. All existing and future buildings, facilities, and populations in the Colorado County planning area are considered to be uniformly exposed to a winter storm hazard and could potentially be impacted.

Extent

The extent or magnitude of a severe winter storm is measured by on an intensity scale from “Mild” to “Severe” based on temperature ranges and snow accumulation levels. Table 14-1, Magnitude of Severe Winter Storms, is an index developed by the National Weather Service (NWS). This table should be referenced with the wind chill factor, Figure14-2, to better determine the intensity of a winter storm. Based on past events, the planning area can expect to experience severe winter storms with extreme intensity in the future.

Table 14-2: Magnitude of Severe Winter Storms

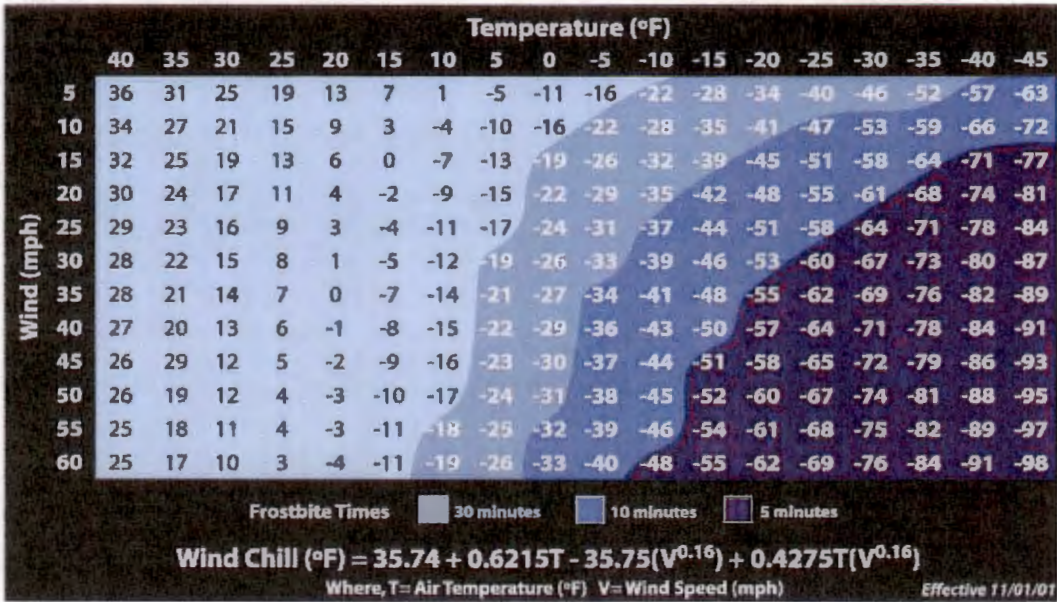
Intensity	Temperature Range (Fahrenheit)	Extent Description
Mild	40°-50°	Winds less than 10 mph and freezing rain or light snow falling for short durations with little or no accumulations
Moderate	30°-40°	Winds 10 – 15 mph and sleet and/or snow up to 4 inches
Significant	25°-30°	Intense snow showers accompanied with strong gusty winds, between 15 and 20 mph with significant accumulation
Extreme	20°-25°	Wind driven snow that reduces visibility, heavy winds (between 20 to 30 mph), and sleet or ice up to 5 millimeters in diameter
Severe	Below 20°	Winds of 35 mph or more and snow and sleet greater than 4 inches

Wind chill temperature is a measure of how cold the wind makes real air temperature feel to the human body. Since wind can dramatically accelerate heat loss from the body, a 30° day would feel just as cold as a calm day with 0° temperatures. Figure 14-2 is a chart for calculating wind chill using the wind speed and air temperature. Please note that it is not applicable in calm winds or when the temperature is over 50°F.



MINUTES OF THE COLORADO COUNTY  
COMMISSIONER'S COURT REGULAR MEETING  
April 28, 2025

Figure 14-1: Wind Chill Chart



Source: National Weather Service

Historical Occurrences

Based on NCEI data, from 1997 through 2023 the Colorado County planning area experienced 10 severe winter events in the form of extreme cold, Ice storms, winter storms and winter weather. No injuries or fatalities were reported for the following severe winter events.

Table 14-3: Historical Occurrences of Severe Winter Weather Events

Date	Event	Deaths	Injuries	Property Damage	Crop Damage
1/12/97	Ice Storm	0	0	\$0	\$0
12/13/00	Ice Storm	0	0	\$50,000	\$0
1/16/07	Ice Storm	0	0	\$3,000	\$0
2/3/11	Ice Storm	0	0	\$0	\$0
2/3/11	Ice Storm	0	0	\$0	\$0
12/7/13	Winter Weather	0	0	\$0	\$0
2/14/21	Winter Storm	0	0	\$0	\$0
2/15/21	Extreme Cold/Wind Chill	0	0	\$305,000	\$0
2/17/21	Ice Storm	0	0	\$0	\$0
2/3/22	Winter Weather	0	0	\$0	\$0

Table 14-4: Historical Winter Storm Events in Colorado County (USDA Data), 1997-2023

Location	Dates	Deaths	Injuries	Property Damage	Crop Damage
Countywide	1997-2023	0	0	\$0	\$400,491



MINUTES OF THE COLORADO COUNTY  
COMMISSIONER'S COURT REGULAR MEETING  
April 28, 2025

Significant Events

February 15, 2021 – Colorado County

Record cold and windy conditions gripped Southeast Texas behind the passage of an Arctic front. The extreme cold and increased demand led to widespread power outages, loss of heat for many and led to the bursting of pipes with some losing water for many days. Numerous fatalities resulted both from hypothermia, carbon monoxide poisoning and other effects.

Probability of Future Events

According to historical records the Colorado County planning area experiences approximately one winter storm event every 2-3 years. The probability of a future winter storm event occurring in the planning area is **likely**, with a winter storm likely to occur within the next three years.

Frequency of Occurrence	
Highly likely:	Event probable in next year.
Likely:	Event probable in next 3 years.
Occasional:	Event possible in next 5 years.
Unlikely:	Event possible in next 10 years.

Vulnerability and Impact

All infrastructure, critical facilities, populations, and buildings in the Colorado County planning area are vulnerable to severe winter events. Winter weather such as ice hazards and extremely cold temperatures, as well as snow present a risk to the planning area.

Populations of people and animals are subject to direct health risks from extended exposure to cold air and precipitation. Animals, such as pets and livestock, typically cannot survive the effects of direct exposure to severe winter weather and should be provided shelter. In addition, House fires can occur more frequently during winter storm events due to increased and improper use of alternative heating sources which can cause injury or deaths. Moreover, house fires during winter storms present a greater danger because some areas may not be easily accessible due to icy roads and water supplies may freeze and impede firefighting efforts. The people most at risk to the effects of severe winter storms are children younger than 5 and older adults over 65. Vulnerable populations are at greater risk of death from hypothermia during these events, especially in the rural areas of the county where populations are sparse, icy roads may impede travel, and there are fewer neighbors to check in on the elderly.

The planning area has a total population of 20,582 according to the 2022 ACS population estimate. Those over the age of 65 represent 22.3% (4,584) of the total population and children under the age of 5 represent 6.1% (1,247) of the total population. The total population of the county that is estimated to be below the poverty level is 7.2% (1,490). Table 14-5 on the following page presents the 2022 American Community Survey population and age cohort estimates.

MINUTES OF THE COLORADO COUNTY  
COMMISSIONER'S COURT REGULAR MEETING  
April 28, 2025

Table 14-5: Populations at Greater Risk by Jurisdiction

Jurisdiction	Population Under 5	Population 65 and Older	Population Below Poverty Level
Colorado County	1,247	4,584	1,490
City of Columbus	229	1,084	395
City of Eagle Lake	247	425	329
City of Weimar	136	556	185

Source: 2022 American Community Survey (Note: County totals include both incorporated and unincorporated areas)

Public and private infrastructure is also vulnerable to severe winter storms. These events can disrupt electric service for long periods of time. In addition, extended periods of freezing temperatures can cause water pipes to freeze and crack. The buildup of ice can cause power lines and tree limbs to break under the weight, potentially causing damage to property or the electric grid. During these times of ice and snow accumulation, response times will increase until public works road crews are able to clear roads of ice, snow, and other obstructions.

Historic Severe Winter Storm Impacts

The summary table below, 14-6, shows the 25-year property and crop damage totals as well as the average annual (Per Year) losses summarizing historic severe winter storm impacts. Since weather varies year-to-year, forecasts of specific years are less likely to be true (less reliable) than these totals and averages for the period. The bottom half of the table shows per capita dollar loss rates for the total and average annual losses. These rates are important measures for comparing losses between different hazards and areas. The average annual loss estimate of property and crop is \$497,500 for Colorado County.

Table 14-6, Colorado County Loss Summary

Time Period	Fatalities	Injuries	Property Damage	Crop Damage
Loss Summary, Colorado County				
25-year Total	0	0	\$497,500	\$0
Per Year	0	0	\$19,900	\$0
Per Capita Dollar Losses				
25-year Total	0	0	\$24.17	\$0
Per Year	0	0	\$0.97	\$0

Table 14-7 below displays the hailstorm losses by jurisdictions within the planning area where location data is available.

Table 14-7: Hailstorm Losses by Jurisdiction 1997-2023

Jurisdiction	Property Losses	Crop Losses
Colorado County	\$232,500	\$0
City of Columbus	\$227,000	\$0
City of Eagle Lake	\$26,000	\$0
City of Weimar	\$12,000	\$0

\*County totals include all non-participating jurisdictions, ISDs, ESDs, and the Water District in addition to unincorporated areas.





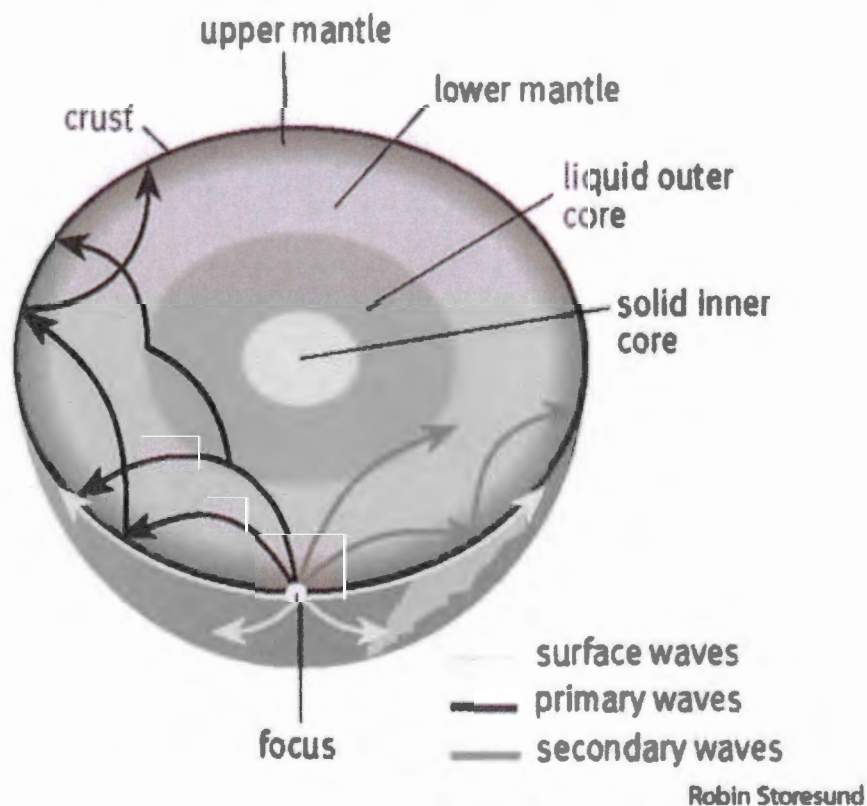
MINUTES OF THE COLORADO COUNTY  
COMMISSIONER'S COURT REGULAR MEETING  
April 28, 2025

## SECTION 15: EARTHQUAKES

### Description

An earthquake is the shaking of the surface of the Earth resulting from the sudden release of energy created by a movement along fault lines in the earth's crust. Earthquakes can range in size from those that are so weak that they cannot be felt to those violent enough to throw people and destroy whole cities. Most earthquake-related property damage and deaths are caused by the failure and collapse of structures due to ground shaking. The level of damage that results from an earthquake depends on the extent and duration of the shaking. Earthquakes produce three type of energy waves as described in Figure 15-1 below.

Figure 15-1: Energy Waves Caused by Earthquakes



Source: "earthquake". The American Heritage® Science Dictionary. Houghton Mifflin Company. 20 Oct. 2017.  
<<http://www.dictionary.com/browse/earthquake>>.

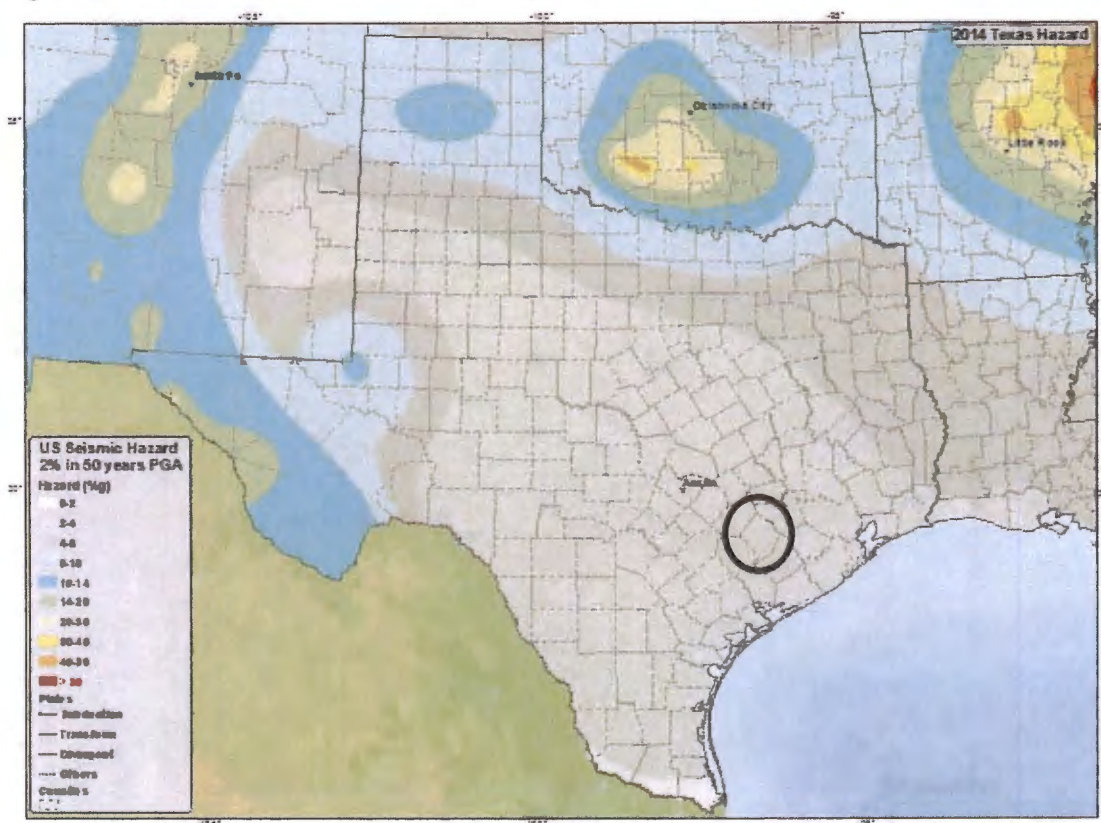
Primary (P) waves have a push-pull type of vibration. Secondary (S) waves have a side-to-side type of vibration. Both P and S waves travel deep into Earth, reflecting off the surfaces of its various layers. S waves cannot travel through the liquid outer core. Surface (L) waves—named after the nineteenth-century British mathematician A.E.H. Love—travel along Earth's surface, causing most of the damage of an earthquake.

**MINUTES OF THE COLORADO COUNTY**  
**COMMISSIONER'S COURT REGULAR MEETING**  
**April 28, 2025**

**Location**

Locations in West Texas and the Panhandle experience the highest frequency of earthquakes in the state. Figure 15-2 below shows locations of earthquake hazard with 2% variations in the probability for Peak Ground Acceleration of various intensities over 50 years in Texas. The map illustrates the generally low risk of earthquakes in Texas with most of the state having a 2-4% probability of having a very weak ground shaking event over 50 years. The planning area encompassed by Colorado County shares the same probability of 2-4% likelihood of an earthquake over 50 years. Core Planning Team Members have indicated that this frequency is consistent with what they have experienced.

Figure 15-2. USGS Seismic Hazard Risk Map



Source: <https://www.usgs.gov/programs/earthquake-hazards>

**Extent**

The magnitude or extent of an earthquake is measured on the Richter Scale. An earthquake's magnitude is determined by the amount of ground motion measured on a seismograph. This measurement is then corrected to compensate for the distance from the epicenter. The scale is a logarithmic or a 'power of ten' scale. For example, if a magnitude 4.8 earthquake caused ground motion of 1 inch at a particular location, a 5.8 would cause ground motion of 10 inches at the same epicenter. Earthquakes above 7 on the Richter scale are considered severe. Table 15-1 provides examples of the effects of earthquakes at different magnitudes. Based on historical evidence, a 4.1 magnitude earthquake is the highest that can be expected in the planning area.



MINUTES OF THE COLORADO COUNTY  
COMMISSIONER'S COURT REGULAR MEETING  
April 28, 2025

Table 15-1: Earthquake magnitude and corresponding effects

Magnitude	Earthquake Effects
Less than 2.5	Usually not felt, but can be recorded by seismograph
2.5 to 5.4	Often felt, but only causes minor damage
5.5 to 6.0	Slight damage to buildings and other structures
6.1 to 6.9	May cause a lot of damage in very populated areas
7.0 to 7.9	Major earthquake. Serious damage
Greater than 8.0	Great earthquake. Can totally destroy communities near the epicenter

Most of the damage done by an earthquake typically occurs in the areas nearest the epicenter which have the highest intensities. Each earthquake occurrence only has one magnitude rating but different locations experience difference surface intensities since damage will usually become less severe as one moves away from the epicenter.

The Modified Mercalli Intensity (MMI) scale is used by scientists to describe the extent of an earthquake felt in different locations. The MMI uses Roman numerals to avoid confusion with the Richter Scale and is numbered between 1-12. Table 15-2 below provides descriptions of the MMI levels.

Table 15-2: Modified Mercalli Intensity (MMI) scale

MMI      What people feel, or what damage occurs.

I	Not felt except by a very few people under special conditions. Detected mostly by instruments.
II	Felt by a few people, especially those on the upper floors of buildings. Suspended objects may swing.
III	Felt noticeably indoors. Standing automobiles may rock slightly.
IV	Felt by many people indoors, by a few outdoors. At night, some people are awakened. Dishes, windows, and doors rattle.
V	Felt by nearly everyone. Many people are awakened. Some dishes and windows are broken. Unstable objects are overturned.
VI	Felt by everyone. Many people become frightened and run outdoors. Some heavy furniture is moved. Some plaster falls.
VII	Most people are alarmed and run outside. Damage is negligible in buildings of good construction, considerable in buildings of poor construction.
VIII	Damage is slight in specially designed structures, considerable in ordinary buildings, great in poorly built structures. Heavy furniture is overturned.
IX	Damage is considerable in specially designed buildings. Buildings shift from their foundations and partly collapse. Underground pipes are broken.
X	Some well-built wooden structures are destroyed. Most masonry structures are destroyed. The ground is badly cracked. Considerable landslides occur on steep slopes.
XI	Few, if any, masonry structures remain standing. Rails are bent. Broad fissures appear in the ground.

MINUTES OF THE COLORADO COUNTY  
COMMISSIONER’S COURT REGULAR MEETING  
April 28, 2025

XII	Virtually total destruction. Waves are seen on the ground surface. Objects are thrown into the air.
-----	---

Source: USGS - <https://pubs.usgs.gov/gip/earthq4/severitygip.html>

Historical Occurrences

Based on United States Geographical Services (USGS) Earthquake Catalog of events, from 1923 through 2023 the Colorado County planning area did not experience any earthquakes. This is consistent with accounts by Core Planning Team Members that earthquakes have not occurred in the past.

Table 15-3 below provides details for each earthquake in or around the planning area with date, locational, and specific magnitude information. There have been no seismic events of sufficient size recorded in the planning area, however, there were five events to the west and northwest of the Colorado County planning area.

Table 15-3: Historical Occurrences of Earthquakes in and around the planning area

Id	Date	Location	Magnitude
1	4/2/2024	2 kilometers S of Giddings, Texas	2.7
2	8/24/2024	3 kilometers S of Giddings, Texas	2.7
3	10/20/2017	5 kilometers S of Giddings, Texas	2.9
4	2/19/2015	3 km N of Hallettsville, Texas	3.1
5	1/4/1995	1 km NW of Hallettsville, Texas	2.7

Source: <https://earthquake.usgs.gov/earthquakes>

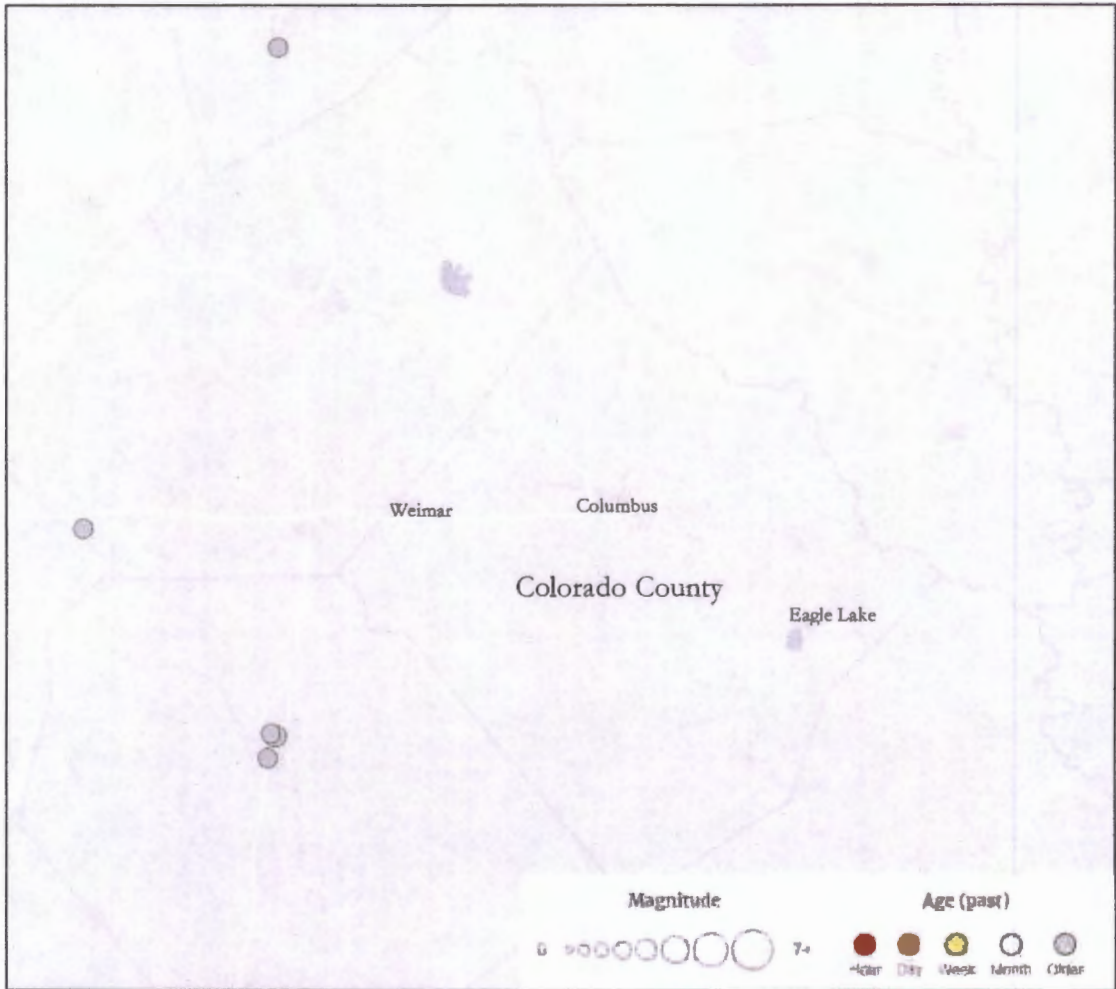
The USGS earthquake map, Figure 15-4, shows the location and magnitude of the earthquakes that have occurred near the Colorado County planning area.





MINUTES OF THE COLORADO COUNTY  
COMMISSIONER'S COURT REGULAR MEETING  
April 28, 2025

Figure 15-4: USGS Earthquake Map with Location and Magnitude



Source: <https://earthquake.usgs.gov/earthquakes>

**Significant Events**

**February 19, 2015 – Lavaca County**

At 8:31 PM on 2/19/2015, a magnitude 3.1 earthquake had its epicenter 3 kilometers North of Hallettsville and a depth of 5 kilometers.

**Probability of Future Events**

Based on the USGS estimates in the seismic hazard risk map provided at the beginning of this section, the planning area has a 2-4% chance of experiencing an earthquake over the next 50 years. Over the 100-year period of USGS data there have been no occurrences of earthquakes in the Colorado County planning area. Based on most recent data, the probability of an earthquake occurring somewhere in the planning area in the next year is unlikely.

Frequency of Occurrence	
Highly likely:	Event probable in next year.
Likely:	Event probable in next 3 years.
Occasional:	Event possible in next 5 years.
Unlikely:	Event possible in next 10 years.

**MINUTES OF THE COLORADO COUNTY  
COMMISSIONER'S COURT REGULAR MEETING  
April 28, 2025**

**Vulnerability and Impact**

Historical earthquake impacts for the area are 0 for number of deaths, injuries, property damage, and crop damage. This does not mean that there haven't been any impacts due to earthquakes in the planning area, only that there have not been any impacts recorded. All structures, assets, and populations within Colorado County, including participating jurisdictions and Water, are vulnerable to the impacts of earthquakes.

Aside from buildings, roads, and bridges, underground assets like utilities can also be severely affected by earthquakes, depending on their magnitude and epicenter. Subterranean utilities that can be impacted by earthquakes include underground sanitary sewer collection systems, which may rupture or backup, drinking water distribution pipes that can become contaminated if pressure gaps occur, allowing untreated groundwater to enter, and gas and underground power lines that can also be damaged, generating hazardous conditions.



MINUTES OF THE COLORADO COUNTY  
COMMISSIONER'S COURT REGULAR MEETING  
April 28, 2025

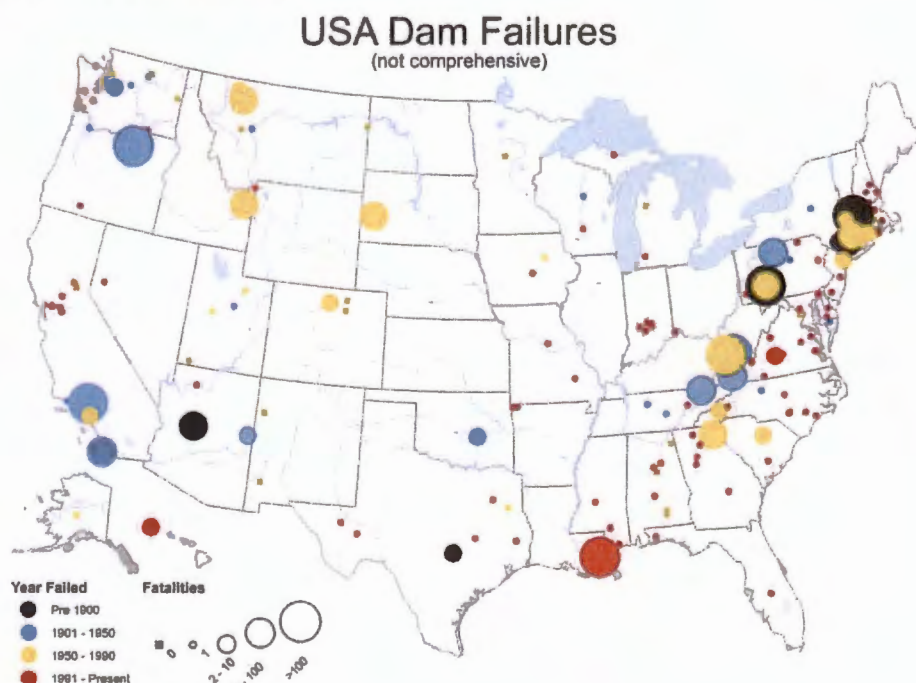
## SECTION 16: DAMS

### Description

Dams are water storage, control, or diversion structures that impound water upstream in reservoirs. Benefits provided by dams include water supplies for drinking, irrigation, and industrial uses. Dams also provide flood control, hydroelectric power, recreation, and navigation. At the same time, dams also represent a risk to public safety. Dams require ongoing maintenance, monitoring, safety inspections, and sometimes even rehabilitation to continue safe service.

Dam failure can take several forms, including a collapse of or breach in the structure. Hundreds of dam failures have occurred throughout U.S. history. These failures have caused immense property and environmental damages and have taken thousands of lives. As the nation's dams age and population increases, the potential for deadly dam failures grows. No one knows precisely how many dam failures have occurred in the U.S., but they have been documented in every state. From January 2005 through June 2013, state dam safety programs reported 173 dam failures and 587 "incidents" - episodes that, without intervention, would likely have resulted in dam failure. The graphic below depicts the history of dam failures throughout the United States.

Figure 16-1: USA Dam Failures



Source: [damsafety.org/dam-failures](https://damsafety.org/dam-failures)

In the event of a dam failure, the energy of the water stored behind the dam is capable of causing rapid and unexpected flooding downstream, resulting in loss of life and substantial property damage. A devastating effect on water supply and power generation could be expected as well. The causes of dam failures are many but they are most likely to happen for one of five reasons.

MINUTES OF THE COLORADO COUNTY  
COMMISSIONER'S COURT REGULAR MEETING  
April 28, 2025

- 1. **Overtopping** caused by water spilling over the top of a dam. Overtopping of a dam is often a precursor of dam failure. National statistics show that overtopping due to inadequate spillway design, debris blockage of spillways, or settlement of the dam crest account for approximately 34% of all U.S. dam failures. Overtopping can happen after periods of prolonged rainfall and flooding for which the dam was not designed or failure of upstream dams in the same drainage basin.
- 2. **Foundation Defects**, including settlement and slope instability, cause about 30% of all dam failures.
- 3. **Cracking** caused by movements like the natural settling of a dam.
- 4. **Inadequate maintenance and upkeep.**
- 5. **Piping** is when seepage through a dam is not properly filtered and soil particles continue to progress and form sink holes in the dam. [See an animation of a piping failure.] Another 20% of U.S. dam failures have been caused by piping (internal erosion caused by seepage). Seepage often occurs around hydraulic structures, such as pipes and spillways; through animal burrows; around roots of woody vegetation; and through cracks in dams, dam appurtenances, and dam foundations.

Location

Figures 16-2 and 16-3, provide a summary and illustrate general locations for each dam in the planning area. Currently, there are seventeen dams located in the Colorado County planning area: one is classified as “high-hazard”, zero as “significant-hazard”, 16 as “low-hazard” dams, zero as “undetermined,” and zero as “not available.”

Figure 16-2: Dam Summary for Colorado County, Texas

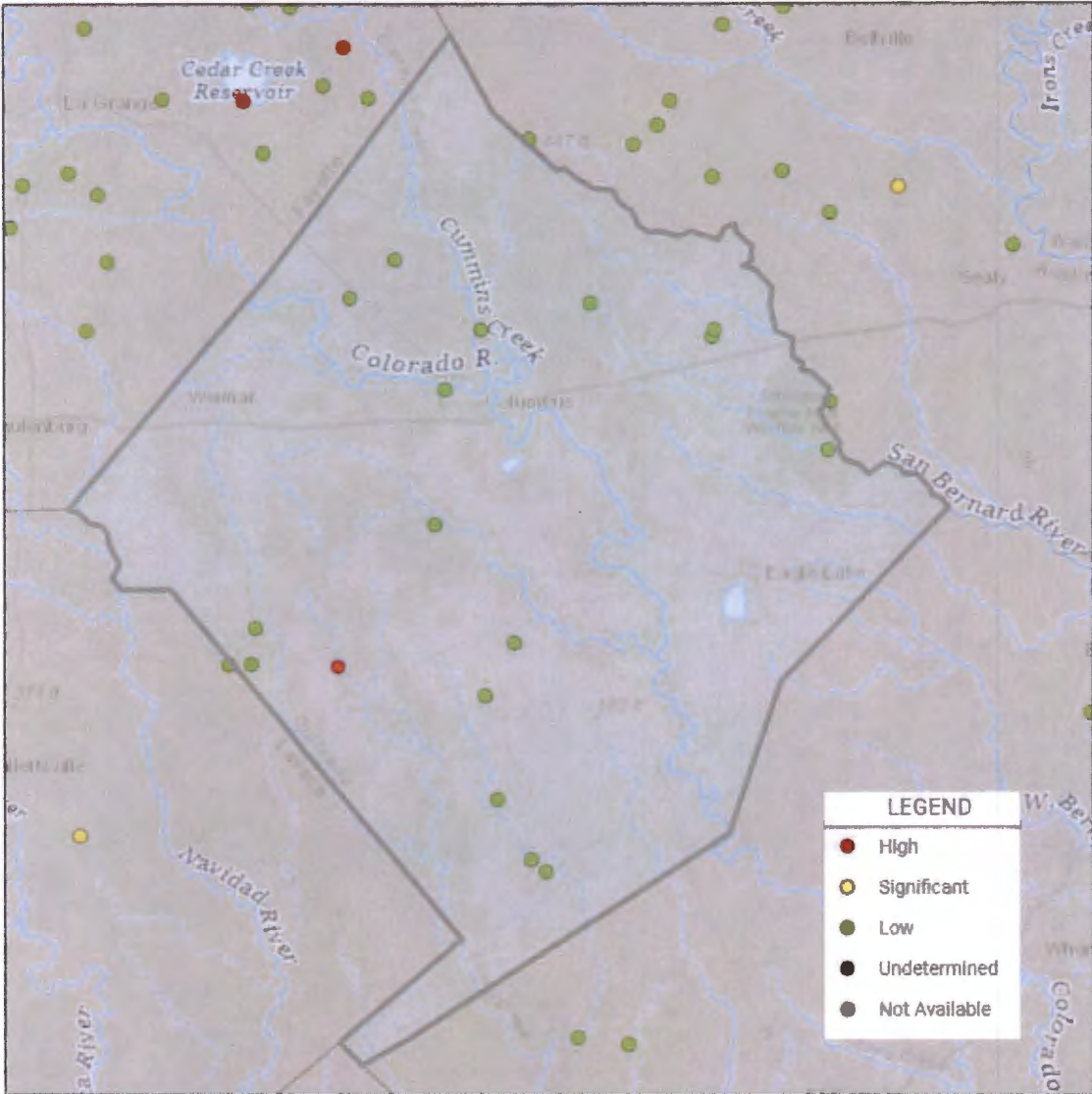
17 Total Dams	54 years Average Dam Age	100% High Hazard Potential Dams with an EAP	0% Federally Regulated Dams
		0% Dams with Hydropower	12% State-Regulated Dams

Source: <https://nid.sec.usace.army.mil>



MINUTES OF THE COLORADO COUNTY  
COMMISSIONER’S COURT REGULAR MEETING  
April 28, 2025

Figure 16-3: Dam Locations in Colorado County



Source: <https://nid.sec.usace.army.mil/NID>

The survey of dams within the Colorado County planning area is presented in Table 16-1 below. The survey provides the dam’s name, the year built, height of dam, normal storage in acre feet of the impoundment, max storage, and the hazard potential.

Table 16-1: Colorado County Dam Survey

Dam Name	Year Completed	Height (Ft.)	Normal Storage (Acre Ft.)	Max Storage (Acre Ft.)	Hazard Potential
Bonham Lake Dam	1978	30	30	35	Low
Schindler Lake Dam	1965	23	13.6	62.56	Low
Refuge Lake Dam	1964	15	51	480	Low

**MINUTES OF THE COLORADO COUNTY**  
**COMMISSIONER'S COURT REGULAR MEETING**  
**April 28, 2025**

Lake Sheridan Dam	1967	30	390	1557	High
Engstrom Lake No 2 Dam	1959	8	26	120	Low
Cullen Lake Dam	1958	19	72	137	Low
Glasscock Lake Dam	1965	30	120	240	Low
Reichle Bros Pond Dam	1984	25	55	84	Low
Hugo-Helmcamp Dam	1990	16	6	99	Low
Bailey Lake Dam	1958	12	42	84	Low
Scott Lake Dam	1965	17	109	250	Low
R E Smith Estate Reservoir No 2 Levee	1975	7	94	94	Low
Hervey Lake No 2 Dam	1970	18	81	115	Low
R E Smith Estate Reservoir No 3 Levee	1979	9	73	96	Low
Kallina Reservoir Dam	1965	7	217	427	Low
Engstrom Lake No 1 Dam	1965	8	23	74	Low
Hervey Lake No 1 Dam	1963	18	100	200	Low

Source: <https://nid.sec.usace.army.mil>, NID

All census blocks within five miles of a dam with a maximum storage capacity of 100,000 acre-feet or more are considered at risk of potential dam failure hazards. For dams with a maximum storage capacity between 10,000- and 100,000-acre feet, all census blocks within three miles are considered to be at risk to potential dam failure hazards. For dams with a maximum storage capacity of less than 10,000 acre-feet, all census blocks within one mile are considered to be at risk from potential dam failure hazards. The high hazard dam within the planning area, Lake Sheridan Dam, represents a max storage capacity of 1,557-acre feet, far less than the 10,000-acre feet maximum threshold for the one-mile distance stated above suggesting that the downstream census blocks that would be at risk would be much less than a mile.

Any populations, residential and commercial developments, and evacuation routes located downstream of the dams would be considered to be at risk if a dam failure occurs. The number of census blocks at risk as they relate to dam size is to be used only as a rough guide. Inundation maps based on hydraulic and hydrologic modeling can be used to provide precise risk from dam failure. After County emergency management coordination with the local dam owner, Lake Sheridan Estates, it was determined that more information is needed to study the impact of dam failure to areas downstream as well as the local evacuation route of FM 275, or Lake Sheridan Road. This data deficiency is addressed in the mitigation strategy section. (pg. 133)

**Extent**

The extent or magnitude of a dam failure event is described in terms of the classification of damages that could result from a dam's failure; not the probability of failure. The National Interagency Committee on Dam Safety defines high hazard dams as those where failure or mis-operation would cause loss of human life. Low hazard potential dams are those at which failure or mis-operation probably would not result in loss of human life but would cause limited economic and/or environmental losses. Losses would be limited mainly to the owner's property. Classifications for dam failure extent are found in Table 16-2 below.



MINUTES OF THE COLORADO COUNTY  
COMMISSIONER’S COURT REGULAR MEETING  
April 28, 2025

Table 16-2: Extent Classifications

Hazard Potential Classification	Loss of Human Life	Dam Storage Capacity
Low	None Expected	Less than 10,000 acre-feet
Significant	Probable (1 to 6)	Between 10,000 and 100,000 acre-feet
High	Loss of Life Expected (7 or More)	100,000 acre-feet or more

Table 16-3 represents the extent or magnitude of a dam failure event that could be expected for the Colorado County planning area as well as participating jurisdictions. The ‘Extent Classification’ column was determined by assessing max volume storage capacity, elevation, history of failure, classification information, condition, and potential severity based on population downstream.

Table 16-3: Extent for Colorado County and Participating Jurisdictions

Jurisdiction	Dams and Classification	Extent Classification	Level of Intensity to Mitigate
Colorado County and all participating jurisdictions	1 – High 16- Low	Low	Dam failure presents a low threat due to the low number of significant and high hazard dams in the area and the distance from any populated areas. Lake Sheridan Dam represents a large impoundment of water and due to this it is classified as a high hazard dam but it does not represent a high risk to unincorporated Colorado County. Because the area downstream is largely undeveloped, loss of life is not expected and economic loss is not significant in the event of a catastrophic dam failure at this location. Damage to evacuation routes is a possibility and that vulnerability will require further study. Due to these contributing factors, the extent classification for this high hazard dam has been downgraded to low and this dam does not need be profiled in subsequent hazard mitigation plan updates until there is a significant increase in population density and areas of development directly downstream.

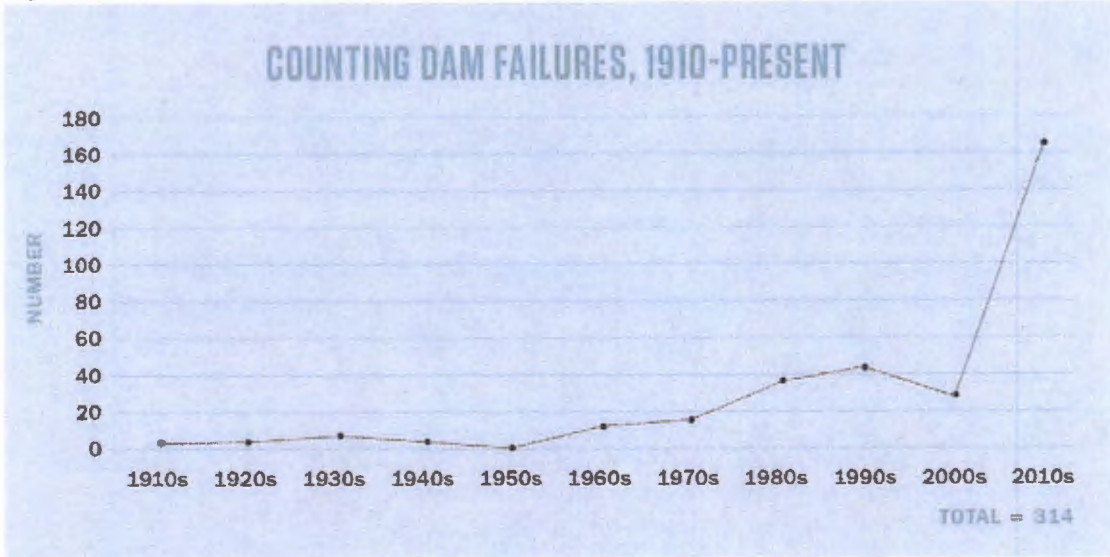
Historical Occurrences

Texas dams earn a “D” grade from the American Society of Civil Engineers. Of the approximately 300 dam failures in Texas since 1910, half have occurred in the last nine years.



MINUTES OF THE COLORADO COUNTY  
COMMISSIONER’S COURT REGULAR MEETING  
April 28, 2025

Figure 16-5: Texas Dam Failures, 1910-Present



Source: Texas Observer

Many of the dams in the planning area are classified as small dams and their failure has the capacity to cause physical and economic harm. A federal study found that from 1960-1998 dam failures accounted for 300 fatalities that occurred nationally and more than 85 percent were caused by dams less than 50 feet in height. In Texas, almost half of all dams are considered too small to regulate, and they are exempt from inspections and oversight.

Based on an investigation by the [Texas Observer](#),

“This investigation found that the vast majority of failures in Texas involve dams that impound less than 1,000 acre-feet. Despite their size, many small dams are ticking time bombs, according to safety experts. Big dams are usually owned by government agencies such as river authorities, which have money for upgrades and are regulated by TCEQ. Small dams are typically owned by individuals, homeowners’ associations and cash-strapped counties that can’t afford expensive improvements.”<sup>13</sup>

Significant Events

There have been no significant dam failure events in the Colorado County planning area.

Table 16-4: Dam Inspections, Condition Assessments, and EAP Revisions

Dam Name	Last Inspection Date	Conditions Assessment	Condition Assessment Date	EAP Prepared	Date of Last EAP Revision
Bonham Lake Dam		Not Rated	6/18/2014	Not Required	
Schindler Lake Dam	2/11/2009	Not Rated	6/18/2014	Not Required	

<sup>13</sup> Sadasivam, Naveena. *Dammed to Fail*. The Texas Observer. April, 1 2019.





**MINUTES OF THE COLORADO COUNTY**  
**COMMISSIONER’S COURT REGULAR MEETING**  
**April 28, 2025**

Refuge Lake Dam		Not Rated	6/18/2014	Not Required	
Lake Sheridan Dam	3/20/2019	Fair	8/22/2019	Yes	9/16/22
Engstrom Lake No 2 Dam		Not Rated	6/18/2014	Not Required	
Cullen Lake Dam		Not Rated	6/18/2014	Not Required	
Glasscock Lake Dam		Not Rated	6/18/2014	Not Required	
Reichle Bros Pond Dam		Not Rated	6/18/2014	Not Required	
Hugo Helmcamp Dam		Not Rated	6/18/2014	Not Required	
Bailey Lake Dam		Not Rated	6/18/2014	Not Required	
Scott Lake Dam		Not Rated	6/18/2014	Not Required	
R E Smith Estate Reservoir No 2 Levee		Not Rated	6/18/2014	Not Required	
Hervey Lake No 2 Dam	2/11/2016	Not Rated	6/18/2014	Not Required	
R E Smith Estate Reservoir No 3 Levee		Not Rated	6/18/2014	Not Required	
Kallina Reservoir Dam		Not Rated	6/18/2014	Not Required	
Engstrom Lake No 1 Dam		Not Rated	6/18/2014	Not Required	
Hervey Lake No 1 Dam		Not Rated	6/18/2014	Not Required	

**Probability of Future Events**

According to historical records, from 1997-2022 the Colorado County planning area has experienced 0 dam failures. The probability of a dam failure event occurring in the planning area is **unlikely**, with a dam failure event probable in the next 10 years.

Frequency of Occurrence	
Highly likely:	Event probable in next year.
Likely:	Event probable in next 3 years.
Occasional:	Event possible in next 5 years.
Unlikely:	Event possible in next 10 years.

**Vulnerability and Impact**

All areas that are directly downstream of one of the seven dams in the planning area are vulnerable to a breach. The impact of dam failure to the majority of the Colorado County planning area is **“Low,”** however, the area downstream of Lake Sheridan receives an impact of **“High”** due to the unique location downstream of a high hazard potential dam. The extent of the impact is dependent on the severity of the dam failure, the size of the storage area, dam height, rain/flood conditions, and a host of other factors. The other sixteen dams in the planning area are considered low hazard dams based on their size, but as discussed in this section, low hazard dam failures have caused extensive loss of life and significant economic impact in the past. If a dam failure is extensive, a large amount of water would enter the downstream waterways forcing them out of their banks. There may be significant



**MINUTES OF THE COLORADO COUNTY**  
**COMMISSIONER'S COURT REGULAR MEETING**  
**April 28, 2025**

environmental effects, resulting in flooding that could disperse debris and hazardous materials downstream that can damage local ecosystems. If the event is severe, debris carried downstream can block traffic flow, cause power outages, disrupt local utilities, such as water and wastewater, and could result in school closures.

Lake Sheridan Dam is the only high hazard dam in the planning area based on size. A failure could have a high impact on downstream residents, infrastructure, riverine systems, and even downstream dams. Areas directly downstream would need to be immediately evacuated in the event of Lake Sheridan Dam's failure or if failure were imminent. Annualized loss-estimates for dam failure are not available nor is there a breakdown of potential dollar losses for critical facilities, infrastructure and lifelines, or hazardous materials facilities. For the dams that are regulated, the State of Texas assigns a rating based on the condition of the dam during the last inspection.

Any individual dam has a very specific area that will be impacted by a catastrophic failure. The seventeen dams identified can directly threaten the lives of people and animals in the inundation zone below the dam. The impact from any catastrophic failure would be like that of a flash flood with loss of life possible and injuries from debris carried by the flood. As the size of the dam increases and the proximity to the public and/or critical infrastructure increases, the probability of damage to the economy increases as well. For these reasons, creating mitigation actions to remove or protect people and structures from the path of destruction is necessary in order to minimize impact from dam failure.

The following is an excerpt from the American Society of Civil Engineers' 2017 Infrastructure Report Card detailing the importance of public safety and proper maintenance:

"In order to improve public safety and resilience, the risk and consequences of dam failure must be lowered. Progress requires better planning for mitigating the effects of failures; increased regulatory oversight of the safety of dams; improving coordination and communication across governing agencies; and the development of tools, training, and technology. Dam failures not only risk public safety, they also can cost our economy millions of dollars in damages. Failure is not just limited to damage to the dam itself. It can result in the impairment of many other infrastructure systems, such as roads, bridges, and water systems. When a dam fails, resources must be devoted to the prevention and treatment of public health risks as well as the resulting structural consequences."

Dam safety inspections fall to the Dam Safety Program managed by the Texas Commission on Environmental Quality (TCEQ). The Commission currently focuses its inspection program of existing dams primarily on high and significant hazard dams as required by rule in 30 TAC §299.42(a)(2). According to the rule, high and significant hazard dams and large, low hazard dams are scheduled to be inspected every five years, while small and intermediate dams, and low hazard dams, are only to be inspected at the request of an owner, as a result of a complaint, at the request of someone other than the owner, following an emergency such as a flooding event, or, for determining the hazard classification.

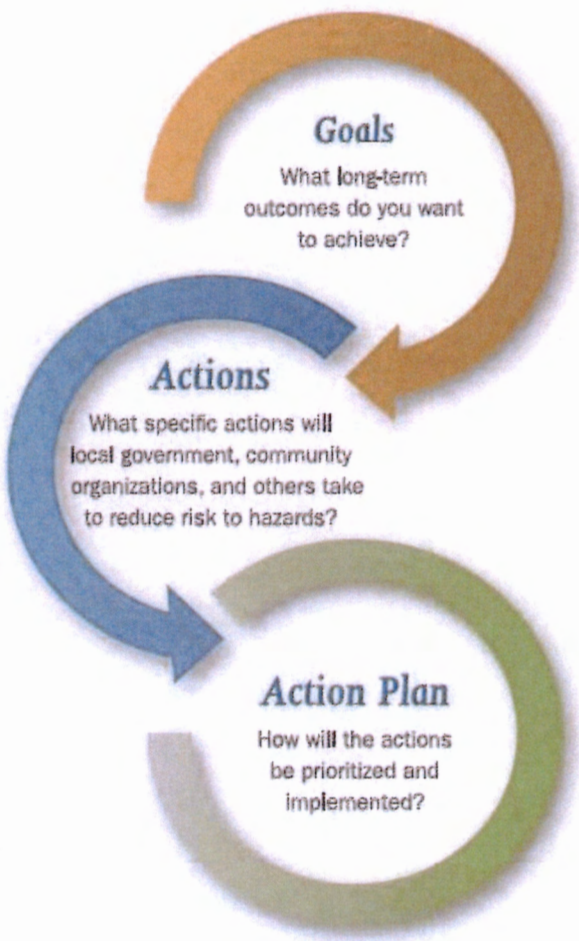




**MINUTES OF THE COLORADO COUNTY**  
**COMMISSIONER’S COURT REGULAR MEETING**  
**April 28, 2025**

**SECTION 17: MITIGATION STRATEGY**

The overall mitigation strategy is to reduce and eliminate the long-term risk of loss of life and property damage from the full range of disasters affecting the planning area. The success of this strategy is dependent on three main components: mitigation goals, mitigation actions, and an action plan for implementation. These building blocks provide the framework to identify, prioritize, and implement actions to reduce risk to hazards. The goals describe long term outcomes the communities want to achieve. Objectives are broad but more measurable and connect goals with the actual mitigation actions. The actions are specific actions that the local government will take to reduce risk to hazards, and the action plan describes how the action items will be prioritized and implemented. Each jurisdiction involved in this multi-jurisdictional plan update had the opportunity to prioritize and implement action plans based on their priorities and vulnerabilities.



Because the State Hazard Mitigation Plan provides the State’s overall strategy for reducing risk and allocating resources, the team chose to align the plan’s goals to the State plan’s vision, objectives and plan goal to better integrate the two. An excerpt from the 2018 State of Texas Hazard Mitigation states that,



**MINUTES OF THE COLORADO COUNTY**  
**COMMISSIONER'S COURT REGULAR MEETING**  
**April 28, 2025**

The successful implementation of the Texas Hazard Mitigation Strategy requires a strong partnership between many partners at all levels of government, public, private-sector, and non-governmental organizations. Effective hazard mitigation begins with individual citizens who are ultimately responsible for making risk-informed decisions regarding their personal safety and the safety of their family and home. Local governments work to identify hazards and understand the vulnerabilities and risk associated with these hazards. This work by local governments informs the citizenry and local officials so that they may develop effective strategies and policies to reduce or eliminate the long-term risk these hazards present to their communities. The state must also work to identify hazards and understand the collective vulnerability and risk these hazards present to Texas communities in order to craft effective strategies, public policy, and programs that support local government in risk management. Ultimately, the state's success at implementing an effective hazard mitigation program that reduces the long-term risk for natural hazards in Texas depends on the success of local government, as this is where the impacts of hazards are most acutely experienced. Therefore, helping local governments achieve success with their mitigation strategies is the primary focus of the Texas Hazard Mitigation Program.<sup>14</sup>

The following objectives and plan goal from the Texas State Hazard Mitigation Plan were also considered.

**Objectives**

- Implement an effective comprehensive statewide hazard mitigation plan
- Support local and regional mitigation projects and priorities
- Increase public and private sector awareness to increase support for hazard mitigation in Texas
- Support mitigation initiatives and policies that protect the state's cultural, economic, and natural resources

**Plan Goal**

The objective of SHMP is to establish a framework for the state of Texas to administer an effective mitigation program to prevent catastrophic impact to people and property from natural hazards.

The Planning Team mitigation strategy also included a review of the goals and objectives from the 2016 Colorado County Hazard Mitigation Action Plan Update. This was an opportunity to evaluate the previous goals and reaffirm or change them based on current conditions and priorities in each community. Two Mitigation Workshops were held for the 2024 Colorado County Mitigation Action Plan Update. The first was held during the second Core Planning Team at the Colorado County Courthouse and the second was held virtually with each of the participating jurisdictional sub-teams. The goals and objectives from the 2016 Colorado County Hazard Mitigation Action Plan Update were reviewed and found to be still applicable for this plan update. The motion to adopt the following goals and objectives passed by unanimous consent at these workshops.

---

<sup>14</sup> State of Texas Hazard Mitigation Plan 2018, Texas Division of Emergency Management (TDEM)



**MINUTES OF THE COLORADO COUNTY  
COMMISSIONER'S COURT REGULAR MEETING  
April 28, 2025**

**Mitigation Goals**

Hazard mitigation goals and objectives for the Colorado County Hazard Mitigation Action Plan update are presented below.

**Goal #1: Protect public health and safety.**

- Objective 1.1 - Advise the public about health and safety precautions to guard against injury and loss of life from hazards.
- Objective 1.2 - Maximize the utilization of the latest technology to provide adequate warning, communication, and mitigation of hazard events.
- Objective 1.3 – Reduce the damage to, and enhance protection of, dangerous areas during hazard events.
- Objective 1.4 - Protect critical facilities and services.

**Goal #2: Protect existing and new properties.**

- Objective 2.1 – Use the most cost-effective approaches to protect existing building and public infrastructure from hazards.
- Objective 2.3 - Enact and enforce regulatory measures to ensure that development will not put people in harm's way or increase threats to existing properties.

**Goal #3: Increase public understanding, support, and demand for hazard mitigation.**

- Objective 3.1 - Heighten public awareness of the full range of natural hazards they face.
- Objective 3.2 - Educate the public on actions they can take to prevent or reduce the loss of life or property from natural hazards.
- Objective 3.3 - Publicize and encourage the adoption of appropriate hazard mitigation measures.

**Goal #4: Build and support local capacity and commitment to continuously become less vulnerable to hazards.**

- Objective 4.1 – Build and support local partnerships to continuously become less vulnerable to hazards.
- Objective 4.2 - Build a cadre of committed volunteers to safeguard the community before, during, and after a disaster.
- Objective 4.2 – Build hazard mitigation concerns into planning and budgeting processes.

**Goal #5: Promote growth in a sustainable manner.**

- Objective 5.1 – Incorporate hazard mitigation into the long-range planning and development activities.
- Objective 5.2 – Promote beneficial uses of hazardous areas while expanding open space and recreational opportunities.
- Objective 5.3 – Utilize regulatory approaches to prevent creation of future hazards to life and property.

**Goal #6: Maximize the resources for investment in hazard mitigation.**

- Objective 6.1 - Maximize the use of outside sources of funding.
- Objective 6.2 - Maximize participation of property owners in protecting their properties.



MINUTES OF THE COLORADO COUNTY  
COMMISSIONER'S COURT REGULAR MEETING  
April 28, 2025

SECTION 18: MITIGATION ACTIONS

The mitigation actions developed by Core Team, Jurisdictional sub-teams, and community stakeholders are presented in this section for Colorado County and all participating jurisdictions. Core Team members and Jurisdictional sub-team members met for two mitigation workshops in July 2023 and September 2023 to develop mitigation actions for each of the natural hazards described in the Plan; Sections 5-16.

This began with a review of mitigation actions from the prior 2016 Colorado County Hazard Mitigation Plan to assess whether they had been completed and if not, whether they were still relevant. The Action items with a “N” in the New Action column are those that have been carried over from the previous plan. New actions were developed with unique insight from planning team members, community and regional plans, capital improvement plans, and mitigation ideas developed by FEMA and the Texas Department of Emergency Management (TDEM).

Based on local input, the following action items from the previous 2016 plan were completed and those that were not carried forward from that plan were discarded due to lack of continued relevance. The actions below were listed in the prior 2016 Colorado County Hazard Mitigation Plan and are listed as completed. On-going actions or those that have not been completed but that have been considered applicable to this current planning effort are listed in the tables in the following pages and included with any new actions adopted for this hazard mitigation planning effort.

Colorado County	
ACTION: Countywide Code Red Alert Enhancements	
Action Completed	Enhancements completed with the grant from LAPC for 2-year contract
ACTION: Use the application of calcium coil stabilizers on county road projects	
Action No Longer Applicable	Soil stabilization measures already in place in county road building criteria.
ACTION: Soils hazard study and create ordinance	
Action No Longer Applicable	Expansive soils and subsidence area have presented a negligible hazard to the County
City of Columbus	
ACTION: Extreme Weather Alert (ENS)	
Action Completed	City has partnered with the county to have access to the countywide code red system.
ACTION: Update Building Codes	
Action Completed	Building Codes have been updated to IBC 2018
ACTION: Drought and Expansive Soils Contingency Plan	
City of Eagle Lake	
ACTION: Emergency Notification System	
Action Completed	The emergency notification system development has been completed.
ACTION: Bring City into compliance with the requirements of the NWS Storm Ready Program	
Action No Longer Applicable	The city is not interested in becoming a Storm-Ready community at this time.

The Core Planning Team then took the draft mitigation actions back to their respective departments to get feedback and develop them further with input from local staff and officials responsible for their implementation. The goals listed in Section 17 were used as guidance while considering such factors as existing and future growth, the hazard risk assessments, individual community priorities, critical facilities, and unique community








**MINUTES OF THE COLORADO COUNTY  
COMMISSIONER'S COURT REGULAR MEETING  
April 28, 2025**

vulnerabilities. Mitigation action types include *Structural projects, Natural systems protection, Local plans and regulations, Education programs, and Emergency Response*. Additional information provided for each mitigation action includes the jurisdictional department responsible for implementation, estimated cost, potential funding sources, timeline for implementation, and benefit to the community based on the cost and resources to implement the action.

An action that is ranked as “High” indicates that it will be implemented as soon as funding is made available from both local budgets and through grants. A “Medium” action is one that may not be implemented right away depending on the cost and how well or how many community members are served. A “Low” action is one whose benefit is hard to quantify in relation to the cost but is still considered of value to the community and is to be implemented when funds and resources are available.











Ranking	Mitigation Action Title	Description	Hazards Mitigated	Action Type	Applicable Goals	New Action	Responsible Department	Estimated Cost	Potential Funding Sources	Timeline (Months)	Benefit
<b>Colorado County</b>											
1	Study existing shelter needs and secure funding and construct	The County currently uses Red Cross approved shelters as well as ISD facilities. The ability of these locations to function as short or long term shelters will be determined with the appropriate development and upgrades made.	Hurricane, Flood, Drought, Windstorms, Extreme Heat, Lightning, Tornado, Hailstorms, Wildfire, Severe Winter Storms, Earthquakes, Dam Failure		G1, G3	Y	Emergency Management	\$50,000	Local Budget, HMGP, PDM, HMLA Grants	36	Low
2	Propane Tank Flood Zone Regulation	Applicable to structures in a documented flood zone addressing the requirements for tie-downs or other methods of securing residential propane tanks (surface or sub-surface). This will enhance responder and citizen safety by mitigating floating tanks that could become damaged and leak propane resulting in flash fires and explosions downstream.	Flood, Hurricane, Dam Failure		G1, G2	N	Floodplain Management	\$10,000	Local Budget	12	High
3	Update regulations to control location of and standards for development, especially in high flood hazard areas	Study heightened regulatory requirements with regard to development in hazard areas, floodplain management, and RV developments.	Flood, Hurricane, Wildfire, Dam Failure		G1, G2	Y	Planning Department	\$45,000	Local Budget, HMGP, PDM, HMLA Grants	24	High
4	Sandy Oaks Event Flood Study	After securing funding, identify a qualified engineer and complete a scope of work to address the identified goals and outcomes to help enhance response to the Sandy Oaks Subdivision.	Flood, Hurricane, Dam Failure		G1, G2, G3, G5, G6	N	Floodplain Management	\$100,000	Local Budget, HMGP, PDM, HMLA Grants	24	Medium
5	Maintain a program for clearing debris	Implement a program for clearing debris from drains and culverts and enact driveway permits. Periodic checks by road crews to ascertain that drains are open.	Hurricane, Flood, Dam Failure		G1	Y	Public Works	\$50,000	Local Budget, HMGP, PDM, HMLA Grants	12	Medium

MINUTES OF THE COLORADO COUNTY  
COMMISSIONER'S COURT REGULAR MEETING



April 28, 2025








Ranking	Mitigation Action Title	Description	Hazards Mitigated	Action Type	Applicable Goals	New Action	Responsible Department	Estimated Cost	Potential Funding Sources	Timeline (Months)	Benefit
<b>Colorado County</b>											
6	Installation of emergency power generators at critical infrastructure/key resource locations	Install emergency generators at critical facilities to provide back-up power from hazard events.	Hurricane, Flood, Drought, Windstorms, Extreme Heat, Lightning, Tornado, Hailstorms, Wildfire, Severe Winter Storms, Earthquakes, Dam Failure		G4	Y	Emergency Management	\$250,000	Local Budget, HMGP, PDM, HMLA Grants	12	Low
7	Prioritize and upgrade most low water crossings	Prioritize and upgrade most dangerous low water crossings throughout the county	Flood, Hurricane, Dam Failure		G1, G2, G5	Y	Floodplain Manager	\$500,000	Local Budget, HMGP, PDM, HMLA Grants	60	High
8	Colorado River Study	Work with the GBRA to develop a detailed flood and watershed study of the Colorado River in Colorado County, with an emphasis near populated areas.	Flood, Hurricane, Dam Failure		G1, G2, G5	Y	Floodplain Manager	\$350,000	Local Budget, GBRA, HMGP, PDM, HMLA Grants	24	High
9	Skull Creek Study	Conduct a hydrologic and hydraulic study of Skull Creek to determine flood mitigation alternatives and implement the projects with the greatest feasibility and highest priority.	Flood, Hurricane, Dam Failure		G1, G2, G3, G5, G6	N	Floodplain Management	\$100,000	Local Budget, HMGP, PDM, HMLA Grants	36	Medium
10	Procure, license and install a county-wide AM Radio information system	Develop a county-wide AM radio information system for residents to be aware of impending hazard events. (updated from purchase NOAA all hazard radios from prior plan)	Hurricane, Flood, Drought, Windstorms, Extreme Heat, Lightning, Tornado, Hailstorms, Wildfire, Severe Winter Storms, Earthquakes, Dam Failure		G1, G3	N	Sheriff's Department	\$50,000	Local Budget, HMGP, PDM, HMLA Grants	36	Medium
11	Conduct a public education campaign on all hazards	Educate and update all citizens and business owners in Colorado County of the hazards we face, how to protect yourself and mitigate damages to your property, and increase over-all situation awareness of all potential impacts and self-help measures.	Hurricane, Flood, Drought, Windstorms, Extreme Heat, Lightning, Tornado, Hailstorms, Wildfire, Severe Winter Storms, Earthquakes, Dam Failure		G1, G3, G4, G6	N	Emergency Management	\$10,000	Local Budget, HMGP, PDM, HMLA Grants, FEMA	24	Medium
12	Update National Flood Hazard area	Update the outdated National Flood Hazard Area with new Hydrologic and Hydraulic models using Atlas 14 rainfall data.	Flood, Hurricane, Dam Failure		G1, G2, G5	Y	Floodplain Manager	\$300,000	Local Budget, HMGP, PDM, HMLA Grants	36	High
13	Obtain Storm-Ready designation for the county.	Application preparation and submission for StormReady designation from the National Weather Service that attests to the community's level of preparedness for severe storms.	Hurricane, Flood, Windstorms, Lightning, Tornado, Hailstorms, Severe Winter Storms, Dam Failure		G1, G2	Y	Emergency Management	Existing staff resources/ in-kind services	Local Budget, FEMA, TWDB	24	Medium









MINUTES OF THE COLORADO COUNTY  
COMMISSIONER'S COURT REGULAR MEETING

April 28, 2025

Ranking	Mitigation Action Title	Description	Hazards Mitigated	Action Type	Applicable Goals	New Action	Responsible Department	Estimated Cost	Potential Funding Sources	Timeline (Months)	Benefit
Colorado County											
14	Develop Critical Wildfire Protection Plan	A well-prepared, collaboratively developed CWPP or similar plan should address issues such as wildfire response, hazard mitigation, community preparedness (which includes smoke readiness), structure protection, or a combination of these issues, and will greatly assist a local government body in planning and prioritizing project work.	Extreme Heat, Drought, Wildfire		G1, G2, G5	Y	Emergency Management	\$200,000	Local Budget, HMGP, PDM, HMLA Grants, Texas Fire Service	48	Medium
15	Study Lake Sheridan Dam	Work with the owners of Lake Sheridan Dam to study and understand the impacts of failure for this high hazard dam.	Flood, Hurricane, Dam Failure		G1, G3	Y	Emergency Management	\$200,000	Local Budget, HMGP, PDM, HMLA Grants, Texas Fire Service	48	Low

-  Structure and Infrastructure
-  Natural System Protection
-  Local Plans and Regulations
-  Education and Awareness Programs
-  Emergency Preparation and Response











Ranking	Mitigation Action Title	Description	Hazards Mitigated	Action Type	Applicable Goals	New Action	Responsible Department	Estimated Cost	Potential Funding Sources	Timeline (Months)	Benefit
<b>City of Columbus</b>											
1	Purchase NOAA All Hazard Radios	Purchase NOAA All Hazard Radios for residents to be aware of impending hazard events.	Hurricane, Flood, Drought, Windstorms, Extreme Heat, Lightning, Tornado, Hailstorms, Wildfire, Severe Winter Storms, Earthquakes, Dam Failure		G1, G3	N	Emergency Management	\$10,000	Local, HMGP	48	Medium
2	Drought Contingency Plan	Create & implement a Drought Contingency Plan to address the different degrees of drought and water shortage with extreme heat.	Drought, Extreme Heat, Earthquakes		G1	N	City Administration	\$10,000	Local Funds	24	High
3	Conduct education to homeowners on all hazards	Conduct outreach to the public to educate citizens on the full range of hazards they face and how to protect themselves, mitigate their homes and businesses from damage in disaster situations.	Hurricane, Flood, Drought, Windstorms, Extreme Heat, Lightning, Tornado, Hailstorms, Wildfire, Severe Winter Storms, Earthquakes, Dam Failure		G1, G3, G4	N	City Administration	\$10,000	Local Funds	24	High
4	Undertake a review of the city's floodplain management ordinance	Review current plan and update as required.	Hurricane, Flood, Dam Failure		G2	N	City Administration	\$10,000	Local Funds	12	Medium
5	Become a StormReady community certified by the NWS	Work to complete guidelines 1 to 6 to become a certified StormReady community.	Hurricane, Flood, Dam Failure		G1, G3	N	City Administration	\$10,000	Local Funds	36	Medium
6	Comprehensive Land Use Plan	Work in conjunction with Colorado County to develop a comprehensive land use plan.	Hurricane, Flood, Drought, Windstorms, Extreme Heat, Lightning, Tornado, Hailstorms, Wildfire, Severe Winter Storms, Earthquakes, Dam Failure	 	G1, G3	N	City Administration	\$50,000	Local, CDBG, Other Grants	48	Medium
7	Wildfire Prevention Education	Develop a wildfire prevention program to inform citizens and visitors of what to do during incidents that threaten life and property. Educate on how to create a defensible space around homes and how to implement firewise sites principles at the neighborhood level that is tailored to specific community needs.	Drought, Extreme Heat, Wildfire		G1, G2, G3, G4	Y	Emergency Management, Fire Department	\$15,00	Local, HMGP, Texas A&M Forest Service, ISD	24	Medium

## MINUTES OF THE COLORADO COUNTY

## COMMISSIONER'S COURT REGULAR MEETING









April 28, 2025

Ranking	Mitigation Action Title	Description	Hazards Mitigated	Action Type	Applicable Goals	New Action	Responsible Department	Estimated Cost	Potential Funding Sources	Timeline (Months)	Benefit
<b>City of Columbus</b>											
1	Purchase NOAA All Hazard Radios	Purchase NOAA All Hazard Radios for residents to be aware of impending hazard events.	Hurricane, Flood, Drought, Windstorms, Extreme Heat, Lightning, Tornado, Hailstorms, Wildfire, Severe Winter Storms, Earthquakes, Dam Failure		G1, G3	N	Emergency Management	\$10,000	Local, HMGP	48	Medium
2	Drought Contingency Plan	Create & implement a Drought Contingency Plan to address the different degrees of drought and water shortage with extreme heat.	Drought, Extreme Heat, Earthquakes		G1	N	City Administration	\$10,000	Local Funds	24	High
3	Conduct education to homeowners on all hazards	Conduct outreach to the public to educate citizens on the full range of hazards they face and how to protect themselves, mitigate their homes and businesses from damage in disaster situations.	Hurricane, Flood, Drought, Windstorms, Extreme Heat, Lightning, Tornado, Hailstorms, Wildfire, Severe Winter Storms, Earthquakes, Dam Failure		G1, G3, G4	N	City Administration	\$10,000	Local Funds	24	High
4	Undertake a review of the city's floodplain management ordinance	Review current plan and update as required.	Hurricane, Flood, Dam Failure		G2	N	City Administration	\$10,000	Local Funds	12	Medium
5	Become a StormReady community certified by the NWS	Work to complete guidelines 1 to 6 to become a certified StormReady community.	Hurricane, Flood, Dam Failure		G1, G3	N	City Administration	\$10,000	Local Funds	36	Medium
6	Comprehensive Land Use Plan	Work in conjunction with Colorado County to develop a comprehensive land use plan.	Hurricane, Flood, Drought, Windstorms, Extreme Heat, Lightning, Tornado, Hailstorms, Wildfire, Severe Winter Storms, Earthquakes, Dam Failure	 	G1, G3	N	City Administration	\$50,000	Local, CDBG, Other Grants	48	Medium
7	Wildfire Prevention Education	Develop a wildfire prevention program to inform citizens and visitors of what to do during incidents that threaten life and property. Educate on how to create a defensible space around homes and how to implement firewise sites principles at the neighborhood level that is tailored to specific community needs.	Drought, Extreme Heat, Wildfire		G1, G2, G3, G4	Y	Emergency Management Fire Department	\$15,00	Local, HMGP, Texas A&M Forest Service, ISD	24	Medium

MINUTES OF THE COLORADO COUNTY  
COMMISSIONER'S COURT REGULAR MEETING






April 28, 2025








Ranking	Mitigation Action Title	Description	Hazards Mitigated	Action Type	Applicable Goals	New Action	Responsible Department	Estimated Cost	Potential Funding Sources	Timeline (Months)	Benefit
<b>City of Columbus</b>											
1	Purchase NOAA All Hazard Radios	Purchase NOAA All Hazard Radios for residents to be aware of impending hazard events.	Hurricane, Flood, Drought, Windstorms, Extreme Heat, Lightning, Tornado, Hailstorms, Wildfire, Severe Winter Storms, Earthquakes, Dam Failure		G1, G3	N	Emergency Management	\$10,000	Local, HMGP	48	Medium
2	Drought and Expansive Soils Contingency Plan	Create & implement a Drought Contingency Plan to address the different degrees of drought and water shortage with extreme heat as well as address measures to minimize expansive soils around foundations and infrastructure as groundwater is depleted from drought and extreme heat conditions.	Earthquakes		G1	N	City Administration	\$10,000	Local Funds	24	High
3	Conduct education to homeowners on all hazards	Conduct outreach to the public to educate citizens on the full range of hazards they face and how to protect themselves, mitigate their homes and businesses from damage in disaster situations.	Hurricane, Flood, Drought, Windstorms, Extreme Heat, Lightning, Tornado, Hailstorms, Wildfire, Severe Winter Storms, Earthquakes, Dam Failure		G1, G3, G4	N	City Administration	\$10,000	Local Funds	24	High
4	Undertake a review of the city's floodplain management ordinance	Review current plan and update as required.	Hurricane, Flood, Dam Failure		G2	N	City Administration	\$10,000	Local Funds	12	Medium
5	Become a StormReady community certified by the NWS	Work to complete guidelines 1 to 6 to become a certified StormReady community.	Hurricane, Flood, Dam Failure		G1, G3	N	City Administration	\$10,000	Local Funds	36	Medium
6	Comprehensive Land Use Plan	Work in conjunction with Colorado County to develop a comprehensive land use plan.	Hurricane, Flood, Drought, Windstorms, Extreme Heat, Lightning, Tornado, Hailstorms, Wildfire, Severe Winter Storms, Earthquakes, Dam Failure	 	G1, G3	N	City Administration	\$50,000	Local, CDBG, Other Grants	48	Medium
7	Wildfire Prevention Education	Develop a wildfire prevention program to inform citizens and visitors of what to do during incidents that threaten life and property. Educate on how to create a defensible space around homes and how to implement firewise site principles at the neighborhood level that is tailored to specific community needs.	Drought, Extreme Heat, Wildfire		G1, G2, G3, G4	Y	Emergency Management, Fire Department	\$15,00	Local, HMGP, Texas A&M Forest Service, ISD	24	Medium

MINUTES OF THE COLORADO COUNTY  
COMMISSIONER'S COURT REGULAR MEETING

April 28, 2025

Ranking	Mitigation Action Title	Description	Hazards Mitigated	Action Type	Applicable Goals	New Action	Responsible Department	Estimated Cost	Potential Funding Sources	Timeline (Months)	Benefit
City of Columbus											
8	Develop Critical Wildfire Protection Plan	A well-prepared, collaboratively developed CWPP or similar plan should address issues such as wildfire response, hazard mitigation, community preparedness (which includes smoke readiness), structure protection, or a combination of these issues, and will greatly assist a local government body in planning and prioritizing project work.	Extreme Heat, Drought, Wildfire		G1, G2, G3, G4, G5	Y	Emergency Management	\$150,000	Local, PDM, HMGP, Texas Forest Service, US Department of Forestry	24	High
9	Adopt codes to control location of development, especially in high flood hazard areas.	Study heightened regulatory requirements with regard to development in hazard areas, floodplain management, and RV developments.	Hurricane, Flood, Wildfire, Dam Failure		G1, G3	N	Planning Department	\$45,000	Local Budget	24	High
10	Develop and implement low impact Development Standards for its stormwater management best management practices (BMP's).	Low impact Development Standards utilize existing natural systems, alternative pavement materials, design, and locally appropriate solutions, which are better fits than conventional practices. These natural systems could aid in improving the water quality of the watershed.	Hurricane, Flood, Wildfire, Dam Failure		G1, G2, G3, G4, G5	Y	Planning Department	\$50,000	Local, PDM, HMGP	12	Medium
11	Develop Emergency Preparedness page on city website	Create emergency preparedness page on the City website to provide the latest information on best practices for hazard mitigation and preparation.	Hurricane, Flood, Drought, Windstorms, Extreme Heat, Lightning, Tornado, Hailstorms, Wildfire, Severe Winter Storms, Earthquakes, Dam Failure		G1, G2, G3, G4	Y	Emergency Management	\$10,000	Local, PDM, HMGP	24	Low
12	Install lightning protection devices	Install lightning protection devices at all critical city locations in order to mitigate lightning strike damage to buildings.	Lightning		G1, G2, G4	Y	Utility Department	\$50,000	Local, PDM, HMGP	36	High









Legend:

-  Structure and Infrastructure
-  Natural System Protection
-  Local Plans and Regulations
-  Education and Awareness Programs
-  Emergency Preparation and Response






MINUTES OF THE COLORADO COUNTY  
COMMISSIONER'S COURT REGULAR MEETING

April 28, 2025



Ranking	Mitigation Action Title	Description	Hazards Mitigated	Action Type	Applicable Goals	New Action	Responsible Department	Estimated Cost	Potential Funding Sources	Timeline (Months)	Benefit
City of Eagle Lake											
1	Purchase NOAA All Hazard Radios	Purchase NOAA All Hazard Radios for residents to be aware of impending hazard events.	Hurricane, Flood, Drought, Windstorms, Extreme Heat, Lightning, Tornado, Hailstorms, Wildfire, Severe Winter Storms, Earthquakes, Dam Failure		G1, G3	N	City Administration	\$10,000	Local budget, HMGP	48	Medium
2	Generator for community center to function as shelter, warming or cooling station	In the event of a major storm (summer or winter) the community center serves as a public shelter, or warming/cooling station in the event of extreme temperatures.	Hurricane, Flood, Windstorm, Lightning, Tornado, Severe Winter Storms, Earthquake, Dam Failure		G1, G3	Y	Public Works	\$350,000	Local Budget, TDEM	36	Medium
3	Drainage Systems	Work together with county and TXDOT to address road and ditch drainage.	Hurricane, Flood, Dam Failure		G1, G2	N	Public Works	\$100,000	Local Budget	36	Medium
4	Generators for lift stations	Lift station generator will be installed to provide continuous operation of wastewater drainage system when a storm causes a power outage.	Hurricane, Flood, Windstorm, Lightning, Tornado, Severe Winter Storms, Earthquake, Dam Failure		G1, G3	Y	Water Department	\$200,000	Local Budget, TDEM, FEMA	24	High
5	Public Education Campaign	Provide information to homeowners and commercial property owners about hardening their property to mitigate potential storm damages. The city's website, facebook, and utility bill insert will be used.	Hurricane, Flood, Drought, Windstorms, Extreme Heat, Lightning, Tornado, Hailstorms, Wildfire, Severe Winter Storms, Earthquakes, Dam Failure		G1, G3, G4, G6	N	City Administration	\$5,000	Local Budget, TDEM, HMGP	36	Medium
6	Retrofit the City Davitt Street Water Plant electrical system to interface to a backup generator	City would obtain generator and test regularly. Generator would be used in case of inclement weather to supply water to city residents.	Hurricane, Flood, Windstorm, Lightning, Tornado, Severe Winter Storms, Earthquake, Dam Failure		G1	N	Water Department	\$50,000	Utility fund, Grants	24	Medium
7	Develop a plan for implementing a GIS program and internal training.	GIS capability is necessary to provide location information for mitigation planning.	Hurricane, Flood, Drought, Windstorms, Extreme Heat, Lightning, Tornado, Hailstorms, Wildfire, Severe Winter Storms, Earthquakes, Dam Failure		G3, G4, G5	Y	City Administration	\$85,000	Local Budget, CDBG	36	High
8	Tree Trimming Program	Coordinate with the local power company to address tree limbs near power lines to prevent burning or power outages from high winds. Coordinate with state and county agencies for assistance with additional equipment needed.	Hurricane, Flood, Drought, Windstorms, Extreme Heat, Lightning, Tornado, Hailstorms, Wildfire, Severe Winter Storms, Earthquakes, Dam Failure		G1	N	Public Works	\$50,000	Local Budget	36	Medium

Legend:





-  Structure and Infrastructure
-  Natural System Protection
-  Local Plans and Regulations
-  Education and Awareness Programs
-  Emergency Preparation and Response

MINUTES OF THE COLORADO COUNTY  
COMMISSIONER'S COURT REGULAR MEETING



April 28, 2025

MINUTES OF THE COLORADO COUNTY  
COMMISSIONER'S COURT REGULAR MEETING






April 28, 2025




Ranking	Mitigation Action Title	Description	Hazards Mitigated	Action Type	Applicable Goals	New Action	Responsible Department	Estimated Cost	Potential Funding Sources	Timeline (Months)	Benefit
<b>City of Weimar</b>											
1	Wildfire Prevention Education	Develop a wildfire prevention program to inform citizens and visitors of what to do during incidents that threaten life and property. Educate on how to create a defensible space around homes and how to implement firewise sites principles at the neighborhood level that is tailored to specific community needs.	Drought, Extreme Heat, Wildfire		G1, G2, G3, G4	Y	Emergency Management, Fire Department	\$15,000	Local, HMGP, Texas A&M Forest Service, ISD	12	Medium
2	Water Conservation Education Program	Implement education and awareness program utilizing media, social media, bulletins, flyers, etc. to educate citizens of hazards that can threaten the area and mitigation measures to reduce injuries, fatalities, and property damages within the district.	Hurricane, Flood, Drought, Windstorms, Extreme Heat, Lightning, Tornado, Hailstorms, Wildfire, Severe Winter Storms, Earthquakes, Dam Failure		G1, G3, G4	Y	City Manager	\$50,000	Annual budget, HMGP, PDM, FEMA Grants	12	Low
3	Develop Council Wildfire Protection Plan	A well-prepared, collaboratively developed CWTP or similar plan should address issues such as wildfire response, hazard mitigation, community preparedness (which includes smoke readiness), structure protection, or a combination of these issues, and will greatly assist a local government body in planning and prioritizing project work.	Extreme Heat, Drought, Wildfire		G1, G2, G3, G4, G5	Y	Emergency Management	\$150,000	Local, PDM, HMGP, Texas Forest Service, US Department of Forestry	36	High
4	Develop Annexation Plan and Update Zoning Ordinance	Hazard mitigation principles will guide the development of the annexation plan and the zoning ordinance that will be updated to foster the growth of the industrial zone of the city.	Hurricane, Flood, Drought, Windstorms, Extreme Heat, Lightning, Tornado, Hailstorms, Wildfire, Severe Winter Storms, Earthquakes, Dam Failure		G1, G2, G5	Y	City Manager	\$50,000	Annual budget, HMGP, PDM, FEMA Grants	24	Medium








Ranking	Mitigation Action Title	Description	Hazards Mitigated	Action Type	Applicable Goals	New Action	Responsible Department	Estimated Cost	Potential Funding Sources	Timeline (Months)	Benefit
City of Weimar											
5	Acquire and install generators at all critical facilities	Acquire and install generators with hard wired quick connections at all critical facilities	Hurricane, Flood, Drought, Windstorms, Extreme Heat, Lightning, Tornado, Hailstorms, Wildfire, Severe Winter Storms, Earthquakes, Dam Failure		G1, G2, G6	Y	Public Works	\$100,000	Annual budget, HMGP, PDAL, HMAA Grants	48	High
6	Harden facilities against hazards	Upgrade maintenance facilities and offices to include drought mitigation measures such as greywater reuse systems, drought tolerant landscaping, installation of a sprinkler system with regular watering schedule and installation of French drains.	Drought, Extreme Heat, Wildfire		G1, G2, G6	Y	City Manager	\$100,000	Annual budget, HMGP, PDAL, HMAA Grants	60	Medium




Legend:

-  Structure and Infrastructure
-  Natural System Protection
-  Local Plans and Regulations
-  Education and Awareness Programs
-  Emergency Preparation and Response






Ranking	Mitigation Action Title	Description	Hazards Mitigated	Action Type	Applicable Goals	New Action	Responsible Department	Estimated Cost	Potential Funding Sources	Timeline (Months)	Benefit
Colorado WCID #2											
1	Harden facilities against hazards	Upgrade maintenance facilities and offices to include drought mitigation measures such as greywater reuse systems, drought tolerant landscaping, installation of a sprinkler system with regular watering schedule and installation of French drains.	Drought, Extreme Heat, Wildfire		G1, G2, G6	Y	General Manager	\$100,000	Annual budget, HAIGP, PDM, FEMA Grants	36	Medium
2	Acquire and install generators at all critical facilities	Acquire and install generators with hard wired quick connections at all critical facilities	Hurricane, Flood, Drought, Windstorms, Extreme Heat, Lightning, Tornado, Hailstorms, Wildfire, Severe Winter Storms, Earthquakes, Dam Failure		G1, G2, G6	Y	BPWD	>\$100,000	Local, PDM, HAIGP	36	High
3	Water Conservation Education Program	Implement education and awareness program utilizing media, social media, bulletins, flyers, etc to educate citizens of hazards that can threaten the area and mitigation measures to reduce injuries, fatalities, and property damages within the district.	Hurricane, Flood, Drought, Windstorms, Extreme Heat, Lightning, Tornado, Hailstorms, Wildfire, Severe Winter Storms, Earthquakes, Dam Failure		G1, G3, G4	Y	BPWD	\$50,000	Local, PDM, HAIGP	24	High

- Legend:
-  Structure and Infrastructure
  -  Natural System Protection
  -  Local Plans and Regulations
  -  Education and Awareness Programs
  -  Emergency Preparation and Response









Ranking	Mitigation Action Title	Description	Hazards Mitigated	Action Type	Applicable Goals	New Action	Responsible Department	Estimated Cost	Potential Funding Sources	Timeline (Months)	Benefit
Columbus ISD											
1	Develop a hazard awareness week for implementation countywide in cooperation with the county.	This awareness campaign is linked to the National Weather Service education program, including a library section on preparedness and information on County's website with links to preparedness programs. Publish, distribute and disseminate hazard information brochures.	Hurricane, Flood, Drought, Windstorms, Extreme Heat, Lightning, Tornado, Hailstorms, Wildfire, Severe Winter Storms, Earthquakes, Dam Failure		G1, G3, G4, G5, G6	Y	Superintendent	\$10,000	Annual budget, HMGP, PDAL, FEMA Grants	24	Moderate
2	Acquire and install generators at all critical facilities	Acquire and install generators with hard wired quick connections at all critical facilities	Hurricane, Flood, Drought, Windstorms, Extreme Heat, Lightning, Tornado, Hailstorms, Wildfire, Severe Winter Storms, Earthquakes, Dam Failure		G1, G2, G4	Y	Facilities Department	>\$100,000	Local, PDAL, HMGP, CDBG	36	Medium
3	Study existing shelter needs and modify and upgrade as necessary	The County currently uses Columbus ISD facilities as a shelter. The ability of this location to function as short or long term shelters will be determined with the appropriate upgrades made.	Hurricane, Flood, Drought, Windstorms, Extreme Heat, Lightning, Tornado, Hailstorms, Wildfire, Severe Winter Storms, Earthquakes, Dam Failure		G1, G2, G5	Y	ISD Board	\$50,000	Annual budget, HMGP, PDAL, FEMA Grants	48	Low

Legend:






-  Structure and Infrastructure
-  Natural System Protection
-  Local Plans and Regulations
-  Education and Awareness Programs
-  Emergency Preparation and Response

MINUTES OF THE COLORADO COUNTY  
COMMISSIONER'S COURT REGULAR MEETING

April 28, 2025

Ranking	Mitigation Action Title	Description	Hazards Mitigated	Action Type	Applicable Goals	New Action	Responsible Department	Estimated Cost	Potential Funding Sources	Timeline (Months)	Benefit
Rice Consolidated ISD											
1	Develop a hazard awareness week for implementation countywide in cooperation with the county.	This awareness campaign is linked to the National Weather Service education program, including a library section on preparedness and information on County's website with links to preparedness programs. Publish, distribute and disseminate hazard information brochures	Hurricane, Flood, Drought, Windstorms, Extreme Heat, Lightning, Tornado, Hailstorms, Wildfire, Severe Winter Storms, Earthquakes, Dam Failure		G1, G3, G4, G5, G6	Y	Superintendent	\$10,000	Annual budget, HMGP, PDM, HMA Grants	24	Moderate
2	Acquire and install generators at all critical facilities	Acquire and install generators with hard wired quick connections at all critical facilities	Hurricane, Flood, Drought, Windstorms, Extreme Heat, Lightning, Tornado, Hailstorms, Wildfire, Severe Winter Storms, Earthquakes, Dam Failure		G1, G2, G4	Y	Facilities Department	>\$100,000	Local, PDM, HMGP, CDBG	36	Medium
3	Harden facilities and assets	Harden facilities and assets against the full range of natural hazards	Hurricane, Flood, Drought, Windstorms, Extreme Heat, Lightning, Tornado, Hailstorms, Wildfire, Severe Winter Storms, Earthquakes, Dam Failure		G1, G2, G4	Y	Superintendent	\$100,000	Annual budget, HMGP, PDM, HMA Grants	36	Moderate
4	Study existing shelter needs and modify and upgrade as necessary	The County currently uses Rice Consolidated ISD facilities as a shelter. The ability of this location to function as short or long term shelters will be determined with the appropriate upgrades made	Hurricane, Flood, Drought, Windstorms, Extreme Heat, Lightning, Tornado, Hailstorms, Wildfire, Severe Winter Storms, Earthquakes, Dam Failure		G1, G2, G5	Y	ISD Board	\$50,000	Annual budget, HMGP, PDM, HMA Grants	48	Low
5	Create, Fund and Staff a School Resource Officer Position	The School Resource Officer (SRO) is a sworn law enforcement officer responsible for providing security and police services to a school or group of schools. The SRO is a visible presence in the school community and works to build relationships with students, staff, and families.	Hurricane, Flood, Drought, Windstorms, Extreme Heat, Lightning, Tornado, Hailstorms, Wildfire, Severe Winter Storms, Earthquakes, Dam Failure	 	G1, G6	Y	School Board	\$80,000/year	Johnson City, ISD, State and Local Grants	12	High

Legend:

-  Structure and Infrastructure
-  Natural System Protection
-  Local Plans and Regulations
-  Education and Awareness Programs
-  Emergency Preparation and Response







MINUTES OF THE COLORADO COUNTY  
COMMISSIONER'S COURT REGULAR MEETING

April 28, 2025








MINUTES OF THE COLORADO COUNTY  
COMMISSIONER'S COURT REGULAR MEETING

April 28, 2025

Ranking	Mitigation Action Title	Description	Hazards Mitigated	Action Type	Applicable Goals	New Action	Responsible Department	Estimated Cost	Potential Funding Sources	Turntime (Months)	Benefit
Weimar ISD											
1	Develop a hazard awareness week for implementation countywide in cooperation with the county.	This awareness campaign is linked to the National Weather Service education program, including a library section on preparedness and information on County's website with links to preparedness programs. Publish, distribute and disseminate hazard information brochures.	Hurricane, Flood, Drought, Windstorms, Extreme Heat, Lightning, Tornado, Hailstorms, Wildfire, Severe Winter Storms, Earthquakes, Dam Failure		G1, G3, G4, G5, G6	Y	Superintendent	\$10,000	Annual budget, HMGP, PDM, HALA Grants	24	Moderate
2	Acquire and install generators at all critical facilities	Acquire and install generators with hard wired quick connections at all critical facilities	Hurricane, Flood, Drought, Windstorms, Extreme Heat, Lightning, Tornado, Hailstorms, Wildfire, Severe Winter Storms, Earthquakes, Dam Failure		G1, G2, G4	Y	Facilities Department	>\$100,000	Local, PDM, HMGP, CDBG	36	Medium
3	Harden facilities and assets	Harden facilities and assets against the full range of natural hazards	Hurricane, Flood, Drought, Windstorms, Extreme Heat, Lightning, Tornado, Hailstorms, Wildfire, Severe Winter Storms, Earthquakes, Dam Failure		G1, G2, G4	Y	Superintendent	\$100,000	Annual budget, HMGP, PDM, HALA Grants	36	Moderate
4	Study existing shelter needs and modify and upgrade as necessary	The County currently uses Eagle Lake ISD facilities as a shelter. The ability of this location to function as short or long term shelters will be determined with the appropriate upgrades made.	Hurricane, Flood, Drought, Windstorms, Extreme Heat, Lightning, Tornado, Hailstorms, Wildfire, Severe Winter Storms, Earthquakes, Dam Failure		G1, G2, G5	Y	ISD Board	\$50,000	Annual budget, HMGP, PDM, HALA Grants	48	Low
5	Create, Fund and Staff a School Resource Officer Position	The School Resource Officer (SRO) is a sworn law enforcement officer responsible for providing security and police services to a school or group of schools. The SRO is a visible presence in the school community and works to build relationships with students, staff, and families.	Hurricane, Flood, Drought, Windstorms, Extreme Heat, Lightning, Tornado, Hailstorms, Wildfire, Severe Winter Storms, Earthquakes, Dam Failure	 	G1, G6	Y	School Board	\$80,000/year	ISD, State and Local Grants	12	High

Legend

-  Structure and Infrastructure
-  Natural System Protection
-  Local Plans and Regulations
-  Education and Awareness Programs
-  Emergency Preparation and Response

**MINUTES OF THE COLORADO COUNTY  
COMMISSIONER'S COURT REGULAR MEETING  
April 28, 2025**

**Mitigation Action Plan**

The mitigation action plan is a method to prioritize mitigation actions and assign departmental responsibility, ensuring a higher rate of successful action implementation and administration. Each jurisdiction has multiple authorities to implement the mitigation strategy including, but also limited to, local planning and zoning, public works efforts, emergency management, tax authority, building codes and ordinances, and legislative and managerial.

All of the mitigation actions, both new and old, in this section were prioritized primarily based on FEMA's Social, Technical, Administrative, Political, Legal, Economic, and Environmental (STAPLE+E) criteria. These criteria are considered necessary for successful and enduring implementation of each action. Each participating jurisdiction in the plan had an opportunity to discuss and consider each of the criteria as they related to each individual action and rate them from 1 to 5. The total scores from the STAPLE+E exercises were then used to assign an overall priority to each mitigation action for each of the participating jurisdictions. In addition to the STAPLE+E exercise, jurisdictions analyzed each action in terms of which department or agency will be responsible for administration of the action, action timeline, potential funding sources, and the overall costs, measuring whether the potential benefit to be gained from the action outweighed the costs associated with it.



MINUTES OF THE COLORADO COUNTY  
COMMISSIONER'S COURT REGULAR MEETING  
April 28, 2025

SECTION 19: PLAN MAINTENANCE

This section describes how Colorado County, including participating jurisdictions, will implement the Plan and continue to evaluate and enhance it over time. As indicated in the previous section, each action has been assigned to a specific department within the jurisdiction. In order to ensure that the Plan remains current and relevant, the following plan maintenance procedures will be addressed:

1. Ensure the mitigation strategy remains current and that actions are implemented according to the timeline.
2. Develop an ongoing mitigation program throughout the community for each participating jurisdiction and work together at the county level to update and review the plan.
3. Integrate short and long-term mitigation objectives into community officials' daily roles and responsibilities.
4. Continue public involvement and maintain momentum with education programs and materials, routine publication of accomplishments, and briefings to decision-makers of the Plan's progress.

Table 20-1 indicates the department or title responsible for this action. Each participating jurisdiction determines the department or title of personnel responsible for implementation of mitigation strategies and the development of procedures.

Table 20-1: Team Members Responsible for Plan Maintenance

Jurisdiction/Entity	Title
Colorado County	Emergency Management Coordinator
City of Columbus	City Manager
City of Eagle Lake	City Manager
City of Weimar	City Manager
Columbus ISD	Superintendent
Rice Consolidated ISD	Superintendent
Weimar ISD	Superintendent
Colorado WCID #2	General Manager

Incorporation

Following adoption and approval of the Plan, Colorado County, including participating jurisdictions, will implement actions they have developed and prioritized in the plan based on funding availability and continuing public input. A timeline is provided with each action and is used to assess whether actions are being completed on time based on the date of plan adoption. Potential funding sources are also listed for each action in Section 18, and described in more detail below. Additional funding sources can include federal disaster declarations and other non-federal grant sources.

The prior hazard mitigation plan was incorporated into current planning mechanisms such as the building code updates, capital improvement plans, the County emergency operations plan, and a review of floodplain ordinances.

**MINUTES OF THE COLORADO COUNTY  
COMMISSIONER'S COURT REGULAR MEETING**

**April 28, 2025**

Colorado County Hazard Mitigation Plan Update 148

**Local Funding:** This is funding that the community can allocate in the budget process and with other local funding mechanisms such as impact fees and drainage utility fees. This funding can be used entirely for specific hazard mitigation activities and projects or can be used as a match to leverage federal and state funding.

**BRIC:** The Building Resilient Infrastructure and Communities (BRIC) grant program supports states, local communities, tribes, and territories as they undertake hazard mitigation projects, reducing the risks they face from disasters and natural hazards. The program's guiding principles are supporting communities through capability- and capacity-building; encouraging and enabling innovation; promoting partnerships; enabling large infrastructure projects; maintaining flexibility; and providing consistency.

**CWDG:** The Community Wildfire Defense Grant Program, or CWDG, is intended to help at-risk local communities and tribes plan for and reduce the risk of wildfire. This program, which was authorized by the Bipartisan Infrastructure Law, prioritizes at-risk communities in an area identified as having high or very high wildfire hazard potential, are low-income, or have been impacted by a severe disaster that affects the risk of wildfire. More details on these three priorities can be found in the Notices of Funding Opportunity (NOFOs) below. The program provides funding to communities for two primary purposes:

- Develop and revise Community Wildfire Protection Plans (CWPP).
- Implement projects described in a Community Wildfire Protection Plan that is less than ten years old.

The CWDG Grant Program also helps communities in the wildland urban interface (WUI) implement the three goals of the National Cohesive Wildland Fire Management Strategy.

**HMGP:** The purpose of Hazard Mitigation Grant Programs is to help communities implement hazard mitigation measures following a Presidential Major Disaster Declaration in the areas of the state, tribe, or territory requested by the Governor or Tribal Executive. The key purpose of this grant program is to enact mitigation measures that reduce the risk of loss of life and property from future disasters.

**PDM:** The Pre-Disaster Mitigation Grant Program is designed to provide technical and financial assistance to States and local governments for cost-effective pre-disaster hazard mitigation activities that complement a comprehensive mitigation program. The goal is to reduce overall risk to the population and structures from future hazard events, while also reducing reliance on Federal funding in future disasters. This program awards planning and project grants and provides opportunities for raising public awareness about reducing future losses before disaster strikes. Mitigation planning is a key process used to break the cycle of disaster damage, reconstruction, and repeated damage.

#### **Methods of Incorporation of the Plan**

Once per year at a minimum, participating Core team members will conduct a review of plans and policies in place and analyze the need for amendments based on the approved plan. Team members will incorporate any mitigation policies and actions into these plans and policies as appropriate, then seek approval from Commissioners Court and/or City Councils, as appropriate. The plans and policies that will require review include emergency operations or management plans, capital improvement plans, comprehensive land use and future growth plans, transportation plans, annual budgeting, and any building codes that guide and control development in a way that will contribute to the goals of this mitigation plan to reduce long-term risk to life and property from all hazards.



**MINUTES OF THE COLORADO COUNTY**  
**COMMISSIONER'S COURT REGULAR MEETING**  
**April 28, 2025**

A list of regulatory and planning capabilities currently available to the jurisdictions can be found in **Appendix A**. In the process of integrating the mitigation actions into new and existing planning mechanisms, the participating jurisdictions will do the following:

- Colorado County – Actions will be presented to Commissioner’s Court by the responsible department. Upon approval by Commissioner’s Court, approved actions will be acted upon and/or integrated into existing planning mechanisms.
- Municipalities, Water District and ISDs – Actions will be presented to City Councils and School Boards by the responsible department. Upon approval by City Council, approved actions will be acted upon and/or integrated into existing planning mechanisms.

Grant Applications	Hazard mitigation grant funding will be sought as a way to fund eligible action items as the funding is awarded. If a need for additional action items is presented, an amendment will be necessary to include the action in the plan.
Annual Budget Review	The Plan and mitigation actions will be reviewed annually to determine any funding needs to be included during the budget process and will involve various departments and team members that participated in the planning process. Local funds match requirements for grants will be considered by the appropriate department such as engineering, planning, code enforcement, and others to achieve the mitigation action based on the timeline.
Floodplain Management Plans and Watershed Studies	These types of plans include preventative and corrective actions to address the flood hazard.
Regulatory Plans and Future Growth Plans	Colorado County, including participating jurisdictions, have regulatory plans in place are in need of updating from time to time. This Hazard Mitigation Action Plan Update will be consulted when County and City departments review or revise their current regulatory planning mechanisms and growth plans such as land development and building codes, comprehensive plans, and capital improvement plans.

Periodic annual tracking of the Plan is required to ensure that the mitigation actions are implemented over the 5-year cycle and that the Plan is kept current based on the latest information about hazards and their impacts. The team members designated by department and jurisdiction in Table 18-1 are responsible for monitoring, evaluating, and updating the Plan for their participating jurisdiction. The planning team will convene on an annual basis or when other plans are being developed, reviewed or updated. In addition to annual monitoring, the Plan will be similarly reviewed immediately after extreme weather events including but not limited to state and federally declared disasters.

**Monitoring**

The Plan in its entirety, will be monitored, including but not limited to continued public participation, plan evaluation method, plan update methods, action prioritization, administration of identified mitigation actions, risk assessment, and incorporation into other planning mechanisms. Responsibilities of annual monitoring include working with various city and county departments to ensure that the identified mitigation actions get incorporated into existing plans and policies and that mitigations actions that are funded by City Councils and the County Commissioners’ Court get implemented. These mitigation action status

**MINUTES OF THE COLORADO COUNTY  
COMMISSIONER'S COURT REGULAR MEETING  
April 28, 2025**

updates will include a feasibility assessment for implementation and funding for the remaining time left in the 5-year mitigation action planning cycle.

Planning team meetings for *monitoring* the plan will include a **sign-in sheet** to record attendance and a **brief report** that identifies policies and actions in the plan that have been successfully implemented since its adoption. The report will also document the steps to be followed to develop action items into a policy or project that have not yet been completed and how the plan has been incorporated into other planning mechanisms.

#### Evaluation

As part of the annual tracking of the Plan, Core Planning Team members will evaluate changes in risk and hazard data associated with the planning area to determine if there are any needed changes to mitigation action timelines, prioritization, or if any action needs to be amended, added, or deleted. This is an opportunity to detect if there are any new obstacles to the implementation of actions such as funding, political, legal, or coordination within departments such as changes in departmental programs and goals that may affect mitigation priorities.

The Plan evaluation is also an opportunity to review the effectiveness of public participation and outreach efforts and to update or expand upon those efforts. The effectiveness of public participation can be measured with surveys, number of website hits, number of people in attendance, and number of materials printed. The annual evaluation process is necessary to make any necessary amendments to the plan to keep the plan relevant and most effective in mitigating the identified hazards in the Plan. Team meetings for *evaluating* the plan will include a **sign-in sheet** to record attendance and a **brief report** that identifies any changes to the Plan or to the local jurisdiction's implementation process needed for continued success.

#### Updating

The designated Core Planning Team member from each community evaluating the Plan will prepare annual reports that will be used to keep the Plan updated and keep them on file. Major changes to mitigation actions or the overall direction of the Plan or the policies contained within the Plan are subject to formal adoption by each city and the amendment will be submitted to TDEM. To determine whether to recommend approval or denial of a Plan amendment request, each County, City, or School District will consider the following factors:

- Changes in information, data, or assumptions from those on which the Plan was based.
- New issues or needs that were not adequately addressed in the Plan.
- Errors or omissions made in the identification of issues or needs during the preparation of the Plan.

This annual Plan Maintenance process enables Colorado County, including participating jurisdictions, to keep their Hazard Mitigation Plan relevant based on the latest information, capabilities, needs, and community input. The process also provides an opportunity to ensure that mitigation actions are meeting the goals in this Plan and that they are implemented in the manner they were intended. This is a valuable opportunity to identify



**MINUTES OF THE COLORADO COUNTY  
COMMISSIONER'S COURT REGULAR MEETING  
April 28, 2025**

mitigation actions in the annual report that were not successful and to recommend removal of those that are no longer needed.

**Five Year Review and Update**

The Plan will be thoroughly reviewed by Planning Team members at the end of three years from the approval date to determine whether there have been any significant changes in the area that may require updating, amending, or deleting parts of the Plan. It is wise to begin considering plan updates in advance of the five-year deadline due to the timelines for grant funding, Plan reviews, and to ensure eligibility. Oftentimes, the timelines for grant and planning cycles can be in excess of a year to apply and receive funding.

The 5-year Plan review allows for evaluating successful and unsuccessful mitigation actions, documenting losses avoided, and considering factors affecting the Plan. Necessary revisions will be summarized and integrated into the existing plan or reserved for the 5-year plan update. The revised or new Plan will be submitted to TDEM and FEMA for final review and approval.

**Continued Public Involvement**

Input from the stakeholders and public was an integral part of the preparation of this Plan and will continue as the Plan is reviewed, revised, and updated. This Plan will be posted on the websites of Colorado County, and participating jurisdictions, where the public will be invited to review and provide feedback via e-mail. Core Planning Team members are tasked with notifying stakeholders and community members when the annual review of the plan is undertaken.

The Planning team may also develop a voluntary citizen/stakeholder advisory group comprised of members from throughout the planning area to provide feedback on an annual basis. It is vital that the public and stakeholders maintain a vested interest in the Plan in order to keep the Plan relevant as it relates to the broader community's sustained health, safety, and welfare. Media such as websites, social media, local newspaper, and radio stations will be used to notify the public of any maintenance or periodic review activities taking place.

Public participation is critical to creating a plan that is enduring and one that has meaning to the community. The direct involvement of local officials and the public has been and will continue to be sought during the development, implementation, and maintenance phases of this Colorado County Hazard Mitigation Plan Update.





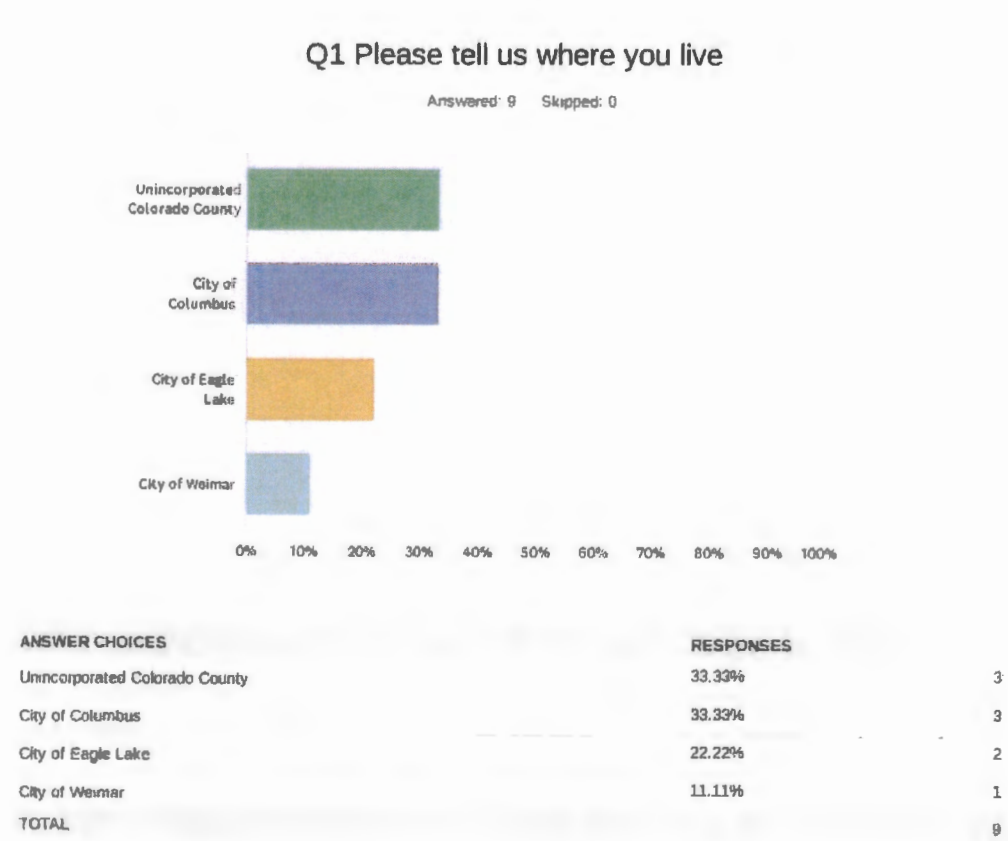


**MINUTES OF THE COLORADO COUNTY  
COMMISSIONER'S COURT REGULAR MEETING  
April 28, 2025**

Planning and regulatory capabilities are identified as the most impactful to how a municipality or utility can plan and develop in a way that is disaster resilient. The most critical capabilities related to planning and development such as Capital Improvement Programs, subdivision ordinances, comprehensive plans, transportation plans and zoning codes are already in place for the City of Weimar with the Cities of Columbus and Eagle Lake currently working to secure comprehensive planning funding. As is typical of smaller communities, many critical municipal functions and roles are carried out by people that are required to wear “many hats” as part of their job description. This strategy can be cost-effective for cash strapped municipalities but it often leads to roles being carried out by those that may be experts in one area or field and not necessarily the secondary and tertiary roles they are needed for. This also leads to the requirement to contract with outside consultants who may be experts in specific areas but don’t always have the local knowledge and background that can be critical to success. This would require local focus on these items such as hiring planning, GIS, and building official personnel or developing these capabilities with grants and other means. Studies also need to be conducted to thoroughly identify gaps in capabilities and comparisons made with other communities of similar size and economy. The communities throughout the planning area currently utilize engineering and grant writing consultants that are meeting these capability needs. Fiscal mechanisms to fund growth also need to be explored throughout the planning area such as drainage utility fees and impact fees. Lastly, educational programs and literature related to hazard mitigation should be strengthened within all municipalities which includes close coordination with the local school districts.

MINUTES OF THE COLORADO COUNTY  
COMMISSIONER’S COURT REGULAR MEETING  
April 28, 2025

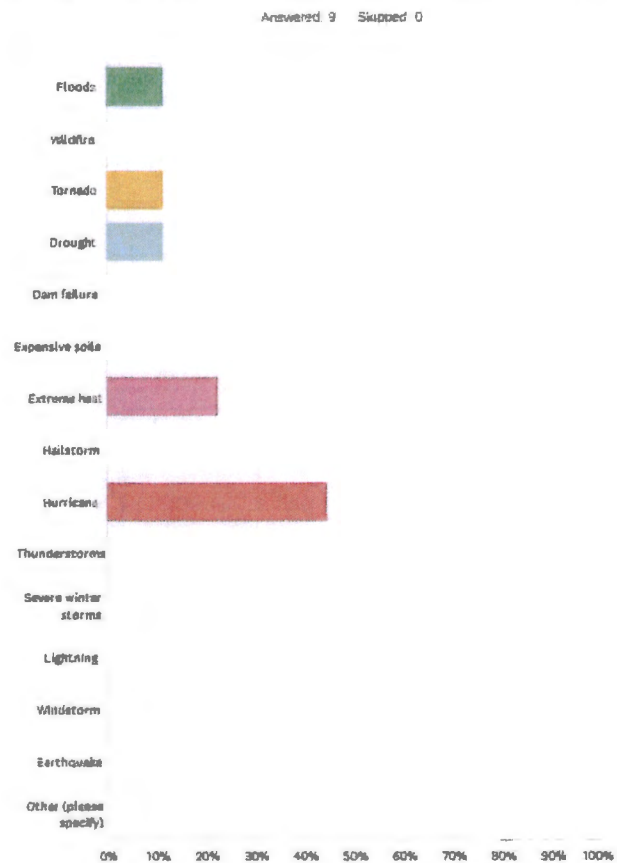
APPENDIX B: PUBLIC SURVEY





MINUTES OF THE COLORADO COUNTY  
COMMISSIONER'S COURT REGULAR MEETING  
April 28, 2025

Q2 Please select the natural hazard you think is the highest threat to you, your business and/or your community. (Please check only one)



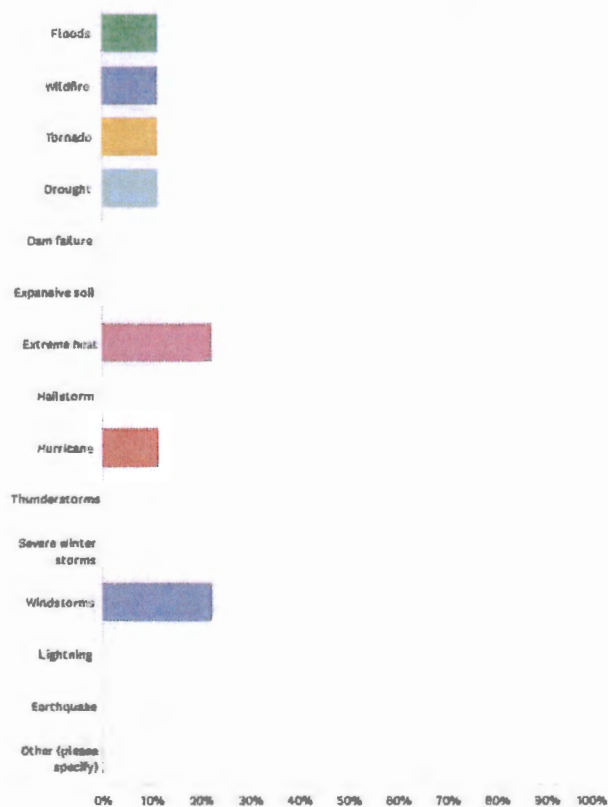
2 / 30

Colorado County Hazard Mitigation Plan Update		
ANSWER CHOICES	RESPONSES	
Floods	11.11%	1
Wildfire	0.00%	0
Tornado	11.11%	1
Drought	11.11%	1
Dam failure	0.00%	0
Expansive soils	0.00%	0
Extreme heat	22.22%	2
Hailstorm	0.00%	0
Hurricane	44.44%	4
Thunderstorms	0.00%	0
Severe winter storms	0.00%	0
Lightning	0.00%	0
Windstorm	0.00%	0
Earthquake	0.00%	0
Other (please specify)	0.00%	0
TOTAL		9

MINUTES OF THE COLORADO COUNTY  
COMMISSIONER’S COURT REGULAR MEETING  
April 28, 2025

Q3 Please select the natural hazard you think is the second highest threat to you, your business and/or your community. (Please check only one)

Answered: 9 Skipped: 0



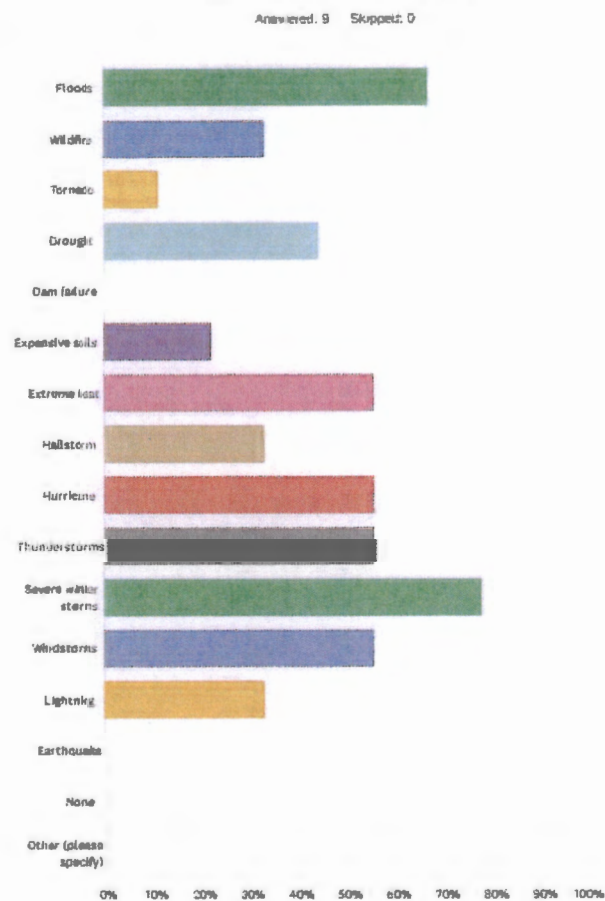
4 / 30

Colorado County Hazard Mitigation Plan Update		
ANSWER CHOICES	RESPONSES	
Floods	11.11%	1
Wildfire	11.11%	1
Tornado	11.11%	1
Drought	11.11%	1
Dam failure	0.00%	0
Expansive soil	0.00%	0
Extreme heat	22.22%	2
Hailstorm	0.00%	0
Hurricane	11.11%	1
Thunderstorms	0.00%	0
Severe winter storms	0.00%	0
Windstorms	22.22%	2
Lightning	0.00%	0
Earthquake	0.00%	0
Other (please specify)	0.00%	0
TOTAL		9



MINUTES OF THE COLORADO COUNTY  
COMMISSIONER'S COURT REGULAR MEETING  
April 28, 2025

Q4 While living here in Colorado County, have you experienced a disaster?  
(please check all that apply)

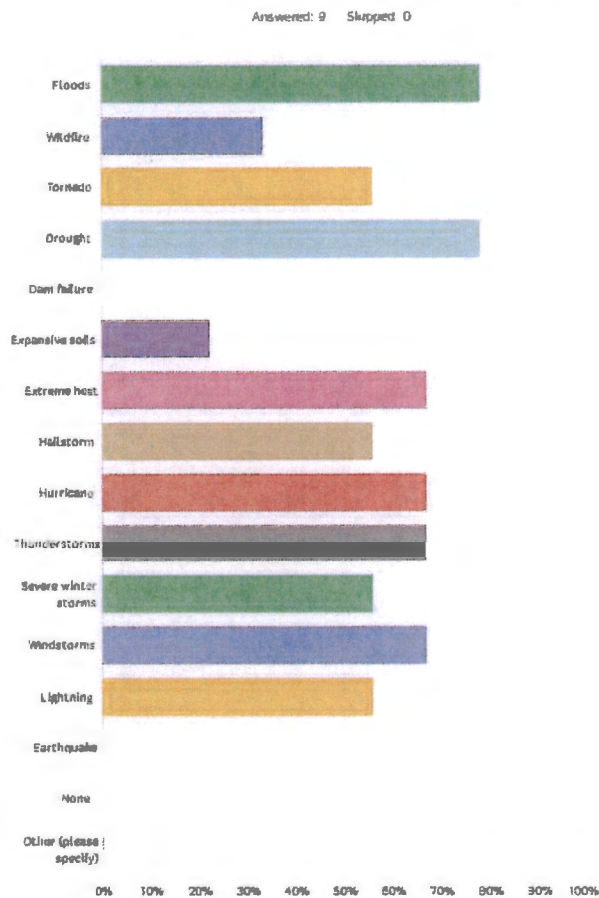


6 / 30

Colorado County Hazard Mitigation Plan Update		
ANSWER CHOICES	RESPONSES	
Floods	55.56%	6
Wildfire	33.33%	3
Tornado	11.11%	1
Drought	44.44%	4
Dam failure	0.00%	0
Expansive soils	22.22%	2
Extreme heat	55.56%	5
Hailstorm	33.33%	3
Hurricane	55.56%	5
Thunderstorms	55.56%	5
Severe winter storms	77.78%	7
Windstorms	55.56%	5
Lightning	33.33%	3
Earthquake	0.00%	0
None	0.00%	0
Other (please specify)	0.00%	0
Total Respondents: 9		

MINUTES OF THE COLORADO COUNTY  
COMMISSIONER’S COURT REGULAR MEETING  
April 28, 2025

Q5 Which of the following are likely to occur in your area at least once in your lifetime? (please check all that apply)



8 / 30

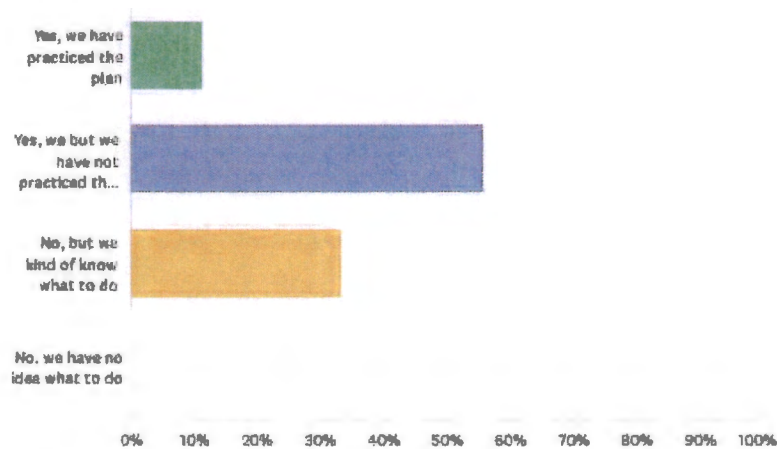
Colorado County Hazard Mitigation Plan Update		
ANSWER CHOICES	RESPONSES	
Floods	77.78%	7
Wildfire	33.33%	3
Tornado	55.56%	5
Drought	77.78%	7
Dam failure	0.00%	0
Expansive soils	22.22%	2
Extreme heat	66.67%	6
Hailstorm	55.56%	5
hurricane	66.67%	6
Thunderstorms	66.67%	6
Severe winter storms	55.56%	5
Windstorms	66.67%	6
Lightning	55.56%	5
Earthquake	0.00%	0
None	0.00%	0
Other (please specify)	0.00%	0
Total Respondents: 9		



MINUTES OF THE COLORADO COUNTY  
COMMISSIONER'S COURT REGULAR MEETING  
April 28, 2025

Q6 My household has a plan in the event of a disaster such as a flood, tornado, etc.

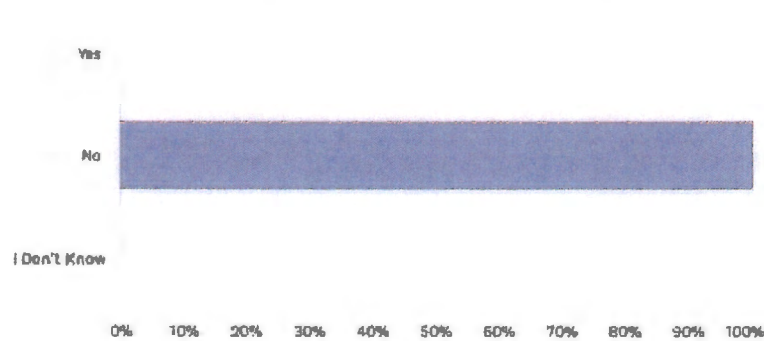
Answered: 9 Skipped: 0



ANSWER CHOICES	RESPONSES	
Yes, we have practiced the plan	11.11%	1
Yes, we but we have not practiced the plan	55.56%	5
No, but we kind of know what to do	33.33%	3
No, we have no idea what to do	0.00%	0
TOTAL		9

Q7 Is your home located in a floodplain?

Answered: 9 Skipped: 0

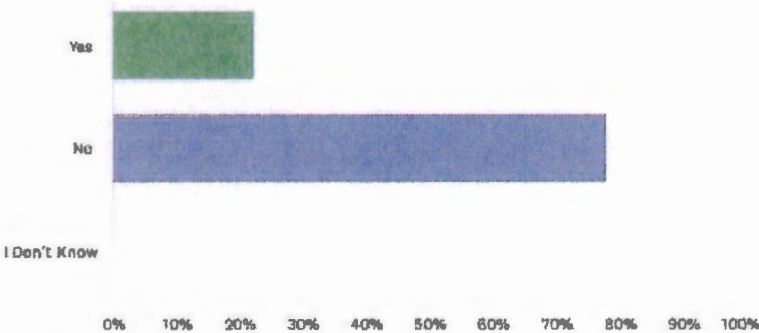


ANSWER CHOICES	RESPONSES	
Yes	0.00%	0
No	100.00%	9
I Don't Know	0.00%	0
TOTAL		9

MINUTES OF THE COLORADO COUNTY  
COMMISSIONER’S COURT REGULAR MEETING  
April 28, 2025

Q8 Do you have flood insurance?

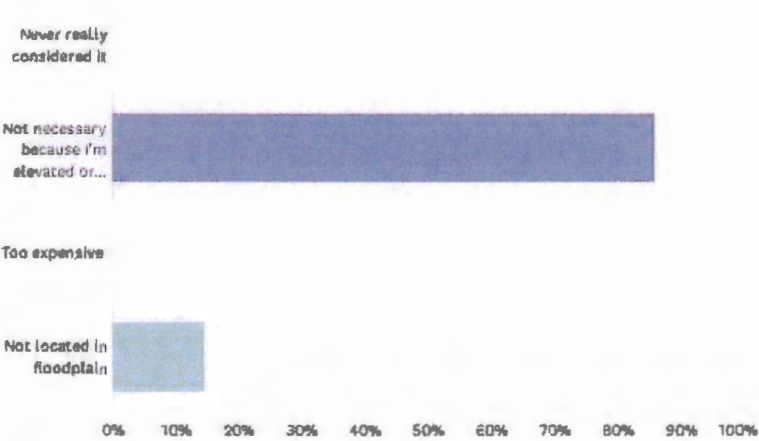
Answered: 9 Skipped: 0



ANSWER CHOICES	RESPONSES	
Yes	22.22%	2
No	77.78%	7
I Don't Know	0.00%	0
TOTAL		9

Q9 If you do not have flood insurance, why not?

Answered: 7 Skipped: 2



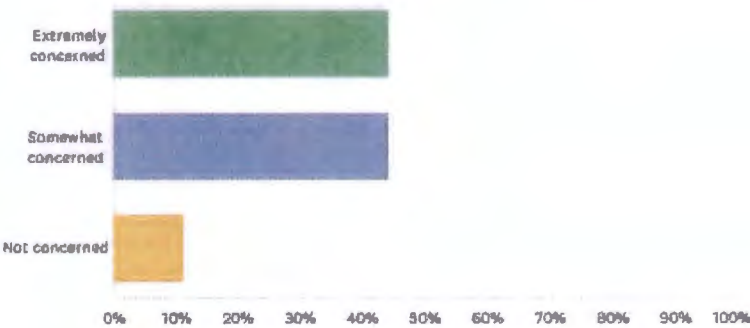
ANSWER CHOICES	RESPONSES	
Never really considered it	0.00%	0
Not necessary because I'm elevated or otherwise protected	85.71%	6
Too expensive	0.00%	0
Not located in floodplain	14.29%	1
TOTAL		7



MINUTES OF THE COLORADO COUNTY  
COMMISSIONER’S COURT REGULAR MEETING  
April 28, 2025

Q10 How concerned are you about the possibility of you or your community being impacted by a disaster?

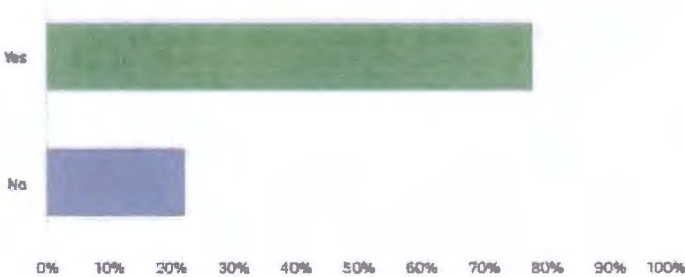
Answered: 9 Skipped: 0



ANSWER CHOICES	RESPONSES	
Extremely concerned	44.44%	4
Somewhat concerned	44.44%	4
Not concerned	11.11%	1
TOTAL		9

Q11 Have you taken any actions to make your home, business and/or community more resistant to hazards?

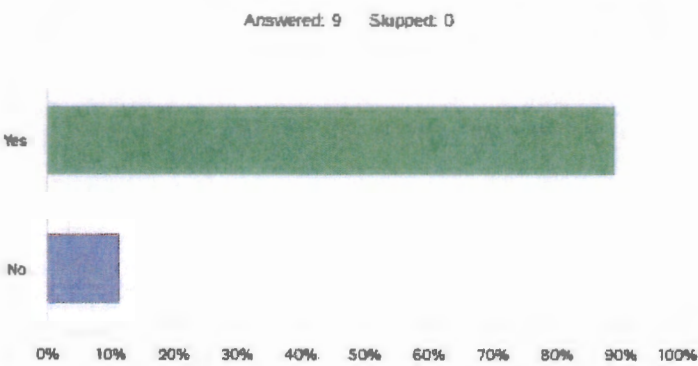
Answered: 9 Skipped: 0



ANSWER CHOICES	RESPONSES	
Yes	77.78%	7
No	22.22%	2
TOTAL		9

MINUTES OF THE COLORADO COUNTY  
COMMISSIONER’S COURT REGULAR MEETING  
April 28, 2025

Q13 Are you interested in making your home, business and/or community more resistant to hazards?



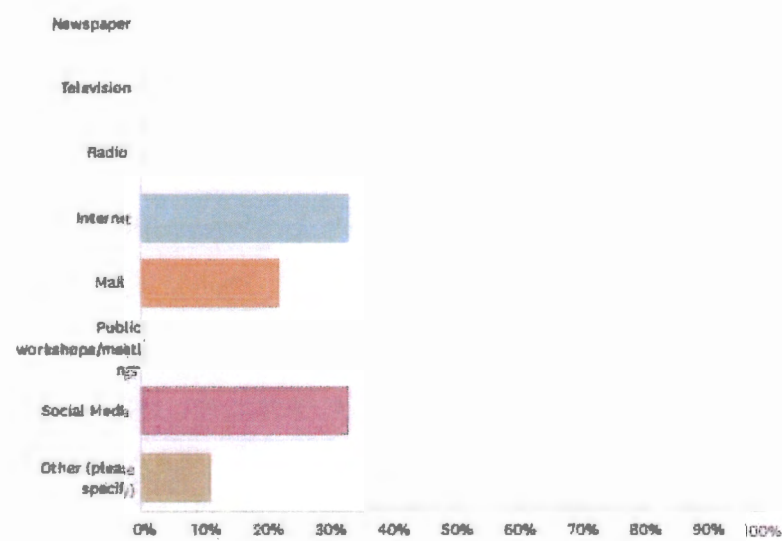
ANSWER CHOICES	RESPONSES	
Yes	88.89%	8
No	11.11%	1
TOTAL		9



MINUTES OF THE COLORADO COUNTY  
COMMISSIONER’S COURT REGULAR MEETING  
April 28, 2025

Q14 What is the most effective way for you to receive information about how to make your home, business and/or community more resistant to hazards?

Answered: 9 Skipped: 0

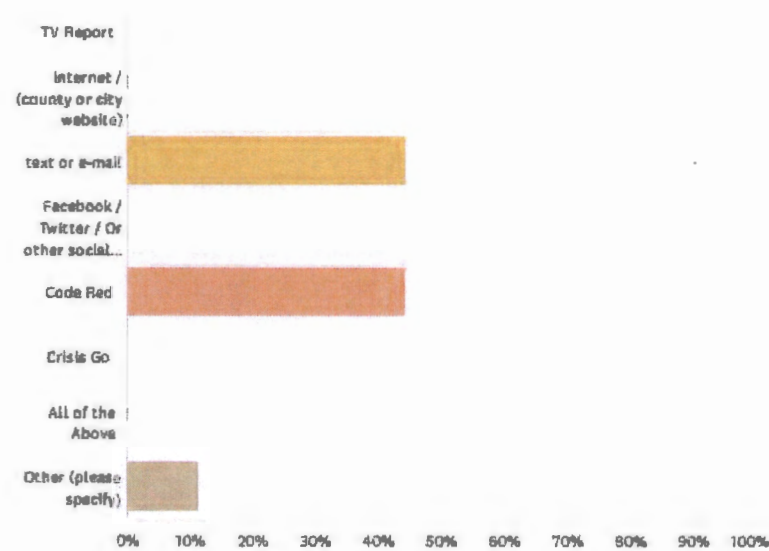


ANSWER CHOICES	RESPONSES	
Newspaper	0.00%	0
Television	0.00%	0
Radio	0.00%	0
Internet	33.33%	3
Mail	22.22%	2
Public workshops/meetings	0.00%	0
Social Media	33.33%	3
Other (please specify)	11.11%	1
TOTAL		9

MINUTES OF THE COLORADO COUNTY  
COMMISSIONER’S COURT REGULAR MEETING  
April 28, 2025

Q15 Which of the following would be the best way to alert you and your household to an imminent disaster?

Answered: 9 Skipped: 0

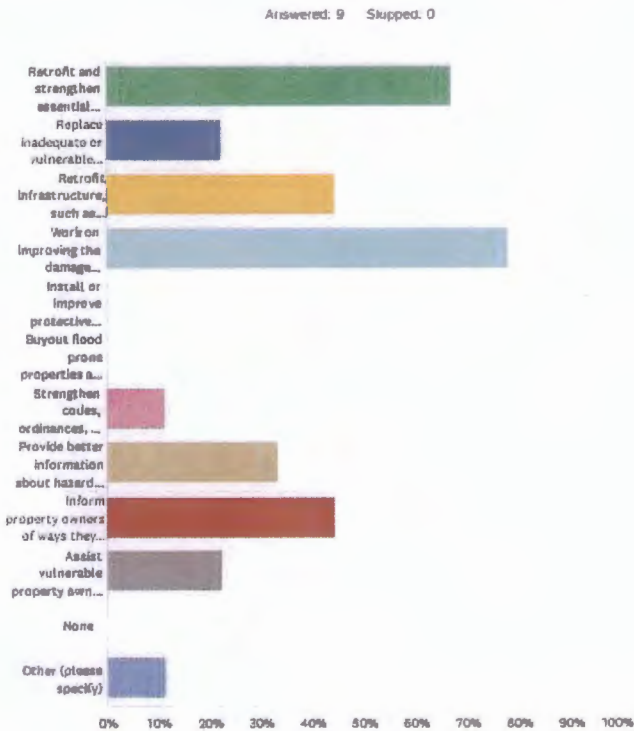


ANSWER CHOICES	RESPONSES	
TV Report	0.00%	0
Internet / (county or city website)	0.00%	0
text or e-mail	44.44%	4
Facebook / Twitter / Or other social media	0.00%	0
Code Red	44.44%	4
Crisis Go	0.00%	0
All of the Above	0.00%	0
Other (please specify)	11.11%	1
TOTAL		9



MINUTES OF THE COLORADO COUNTY  
COMMISSIONER’S COURT REGULAR MEETING  
April 28, 2025

Q16 Which of the following mitigation activities do you believe your local government should employ to reduce or eliminate the risk of future hazard damages in your neighborhood and/or community. (Please check all that apply)

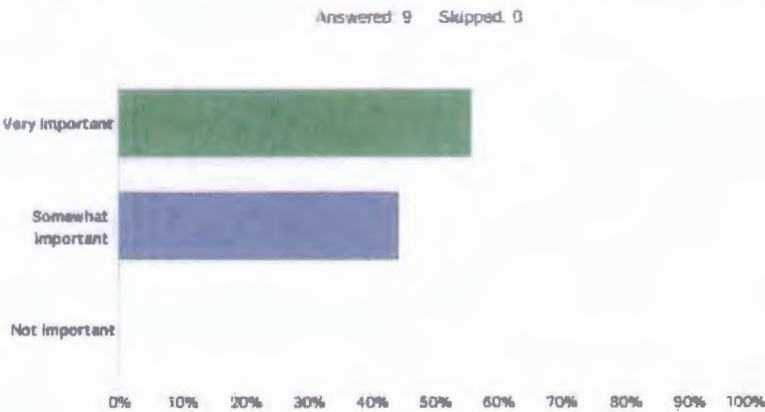


20 / 30

Colorado County Hazard Mitigation Plan Update		
ANSWER CHOICES	RESPONSES	
Retrofit and strengthen essential facilities such as police, fire, emergency medical services, hospitals, schools, etc.	66.67%	6
Replace inadequate or vulnerable bridges and roads.	22.22%	2
Retrofit infrastructure, such as elevating roadways and improving drainage systems.	44.44%	4
Work on improving the damage resistance of utilities (electricity, communications, water / wastewater facilities, etc.).	77.78%	7
Install or improve protective structures, such as floodwalls and levees or individual/community safe rooms.	0.00%	0
Buyout flood prone properties and maintain as open-space.	0.00%	0
Strengthen codes, ordinances, and plans to require higher hazard risk management standards.	11.11%	1
Provide better information about hazard risk and high-hazard areas.	33.33%	3
Inform property owners of ways they can mitigate damage to their properties.	44.44%	4
Assist vulnerable property owners with securing funding to mitigate impacts to their property(s)	22.22%	2
None	0.00%	0
Other (please specify)	11.11%	1
Total Responses: 9		

MINUTES OF THE COLORADO COUNTY  
COMMISSIONER’S COURT REGULAR MEETING  
April 28, 2025

Q18 Prevention of Hazards is any administrative or regulatory action that influences the way land is developed and buildings are built. Some examples include planning and zoning, building codes, open space prevention, and flood plain regulation. Please rank how important you believe it is for your community to pursue the prevention of hazards .

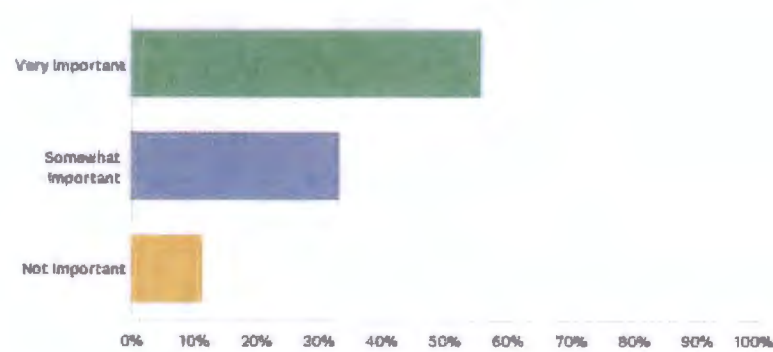


ANSWER CHOICES	RESPONSES	
Very Important	55.56%	5
Somewhat Important	44.44%	4
Not Important	0.00%	0
TOTAL		9

MINUTES OF THE COLORADO COUNTY  
COMMISSIONER’S COURT REGULAR MEETING  
April 28, 2025

Q19 Reducing community risks from hazards can also include property protection. This involves actions that involve the modification of existing buildings to protect them from a hazard or removal from the hazard area. Examples include acquisition, relocation, elevations, structural retrofits and storm shutters. How important is it to you that your community should pursue property protection?

Answered: 9 Skipped: 0



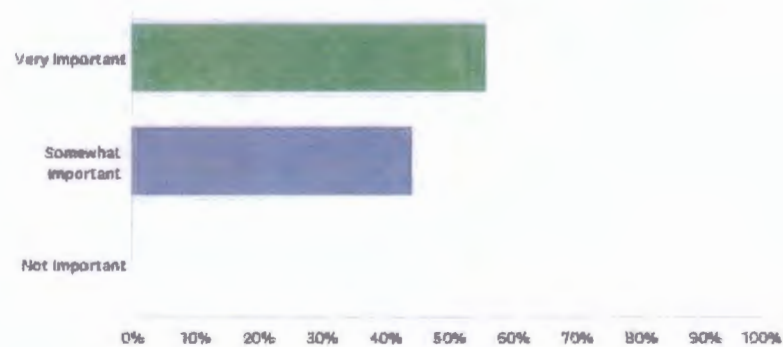
ANSWER CHOICES	RESPONSES	
Very Important	55.56%	5
Somewhat Important	33.33%	3
Not Important	11.11%	1
TOTAL		9



MINUTES OF THE COLORADO COUNTY  
COMMISSIONER’S COURT REGULAR MEETING  
April 28, 2025

Q20 Reducing community risks from hazards can also include natural resource protection. This kind of protection is in addition to minimizing hazard losses, preserve or restoring the functions of natural systems. Some examples include flood plain protection, habitat preservation, slope stabilization, riparian buffers and forest management. Do you believe this is important for your community to pursue? Please rank below.

Answered: 9 Skipped: 0

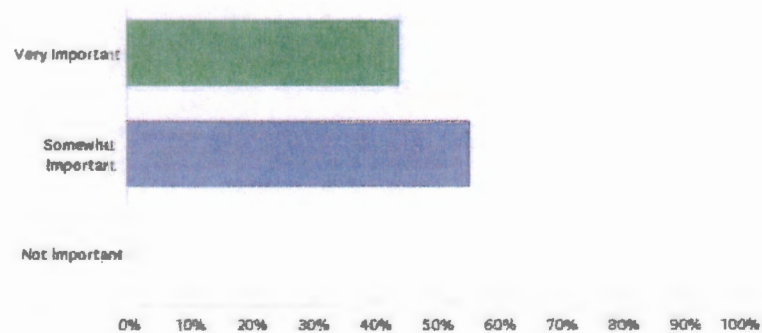


ANSWER CHOICES	RESPONSES	
Very Important	55.56%	5
Somewhat Important	44.44%	4
Not Important	0.00%	0
TOTAL		9

MINUTES OF THE COLORADO COUNTY  
COMMISSIONER’S COURT REGULAR MEETING  
April 28, 2025

Q21 Structural Projects can also help to reduce hazards. These actions are intended to lessen the impact of a hazard by modifying the natural progression of the hazard. Examples include dams, levees, seawalls, detention/retention basins, channel modifications, retaining walls and storm sewers. Do you believe this is important for your community to pursue? Please rank below.

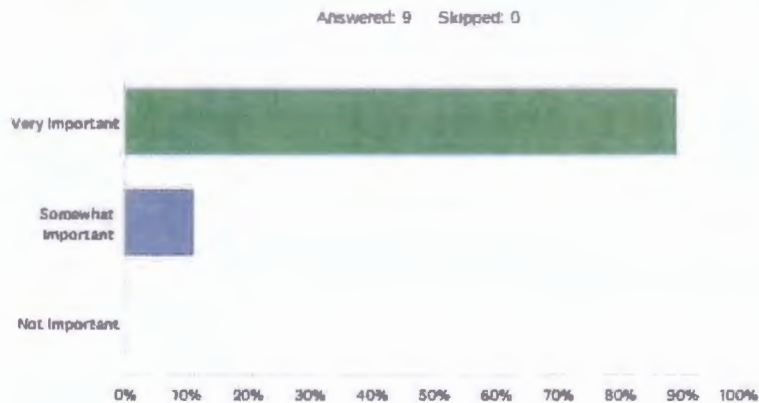
Answered: 9 Skipped: 0



ANSWER CHOICES	RESPONSES	
Very Important	44.44%	4
Somewhat Important	55.56%	5
Not Important	0.00%	0
TOTAL		9

MINUTES OF THE COLORADO COUNTY  
COMMISSIONER’S COURT REGULAR MEETING  
April 28, 2025

Q22 Emergency Services are actions that protect people and property during and immediately after a hazard event . Some examples include warning systems, evacuation planning, emergency planning, emergency response training and protection of critical emergency facilities/system. Do you believe this is important for your community to pursue? Please rank below.



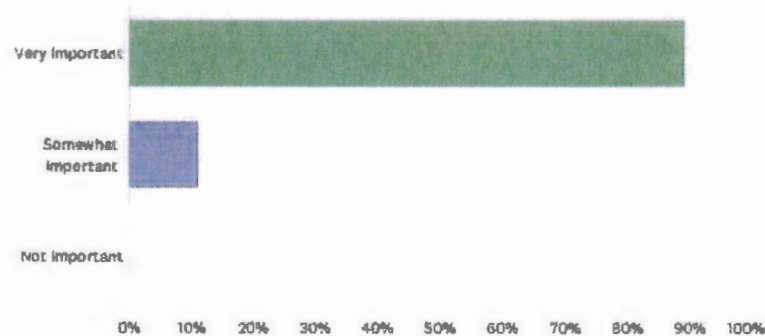
ANSWER CHOICES	RESPONSES	
Very Important	88.89%	8
Somewhat Important	11.11%	1
Not Important	0.00%	0
TOTAL		9



MINUTES OF THE COLORADO COUNTY  
COMMISSIONER’S COURT REGULAR MEETING  
April 28, 2025

Q23 Public Education and Awareness are actions to inform citizens about hazards and the techniques they can use to protect themselves and their property. Examples include outreach projects, school education programs, library materials and demonstration events. Do you believe this is important for your community to pursue? Please rank below.

Answered: 9 Skipped: 0



ANSWER CHOICES	RESPONSES	
Very Important	88.89%	8
Somewhat Important	11.11%	1
Not Important	0.00%	0
TOTAL		9

MINUTES OF THE COLORADO COUNTY  
COMMISSIONER'S COURT REGULAR MEETING  
April 28, 2025

APPENDIX C: PRIORITY RANKING FORMS

Colorado County

STAPLEE Ranking - Colorado County									
The project was evaluated based on STAPLEE criteria on a scale of 1 to 5 indicating the extent to which this action satisfies each consideration. (1= Does Not Satisfy 3= Moderately Satisfies 5= Strongly Satisfies)									
ID	Mitigation Action	Socially Acceptable	Technically Feasible	Administratively Feasible	Politically Acceptable	Legal	Economically Sound	Environmentally Sound	Notes
1	Prevent, remove and control erosion, silt, and sediment runoff to water	4	4	5	5	5	4	4	
2	Stabilize banks along flood plain	4	5	3	5	5	5	5	
3	Conduct a public education campaign on all hazards	5	5	4	4	5	3	5	
4	Pre-purchase flood plain acquisition	4	5	5	4	5	5	5	
5	Study existing flood plain and water flooding and construct	5	5	5	5	5	5	5	
6	Maintain a program for clearing debris	4	4	4	4	4	4	4	
7	Update regulations to control height and standards for development, especially in high flood hazard areas	4	5	5	4	5	5	5	
8	Installation of emergency flood protection at critical infrastructure for resources database	5	4	5	5	5	4	5	
9	Design flood plain designations for the county	4	4	4	4	5	4	5	
10	Update National Flood Hazard area	4	5	3	4	5	5	5	
11	Prevent and upgrade municipal water coverage	4	4	5	4	5	5	5	
12	Colorado River North	4	5	3	5	5	5	5	
13	Develop General & other Protection Plan	4	5	3	5	3	4	5	
14	Study flood plain	4	5	3	5	5	5	5	
									TOTAL SCORE
									TIMEFRAME

City of Columbus

City of Eagle Lake

STAPLEE Ranking - Jurisdiction City of Eagle Lake									
The project was evaluated based on STAPLEE criteria on a scale of 1 to 5 indicating the extent to which this action satisfies each consideration. (1= Does Not Satisfy 3= Moderately Satisfies 5= Strongly Satisfies)									
ID	Mitigation Action	Socially Acceptable	Technically Feasible	Administratively Feasible	Politically Acceptable	Legal	Economically Sound	Environmentally Sound	Notes
1	Drainage Systems	5	4	2	4	5	2	4	\$ needed For ↑ Projects
2	Tire Tread Program	3	4	1	3	3	1	3	Not a public task
3	Remove the City Street Water Plant electrical system to interface to a backup generator	4	4	1	4	5	2	4	\$ Needed
4	Public Education Campaign	4	4	3	3	5	1	5	Always good
5	Purchase NOAA All Hazard Radio	5	5	2	4	5	2	5	immediate & impact
6	Generators for lift stations	5	4	2	4	5	2	4	\$ Needed
7	Generator for community center to function as shelter, warming or cooling station	5	5	3	4	5	2	4	working on grant
8	Develop a plan for implementing a GIS program and internal training	3	3	3	3	5	1	4	Needed

City of Weimar

MINUTES OF THE COLORADO COUNTY  
COMMISSIONER'S COURT REGULAR MEETING  
April 28, 2025

STAPLEE Ranking - Jurisdiction City of Weimar										Timeframe Values	
The project was evaluated based on STAPLEE criteria on a scale of 1 to 5 indicating the extent to which the action satisfies each consideration										Within next 2 years - 1 Immediate (1)	
(1= Does Not Satisfy 3 = Moderately Satisfies 5 = Strongly Satisfies)										2-5 years - 2 Near (2)	
										5-10 years - 3 Short (3)	
										More than 10 years - 4 Long (4)	
ID	Mitigation Action	Socially Acceptable	Technically Feasible	Administratively Possible	Politically Acceptable	Legal	Economically Sound	Environmentally Sound	Name	TOTAL SCORE	TIMEFRAME
1	Harden facilities against hazards	5	5	3	2	5	1	4		25	L
2	Acquire and install generators at all critical facilities	5	5	4	5	5	3	4		31	S
3	Water Conservation Education Program	5	5	4	5	5	4	5		33	I
4	Wildfire Prevention Education	5	5	4	5	5	5	5		34	I
5	Develop General Wildfire Prevention Plan	3	5	4	3	5	3	5		28	N
6	Develop Assessment Plan and Update Zoning Ordinance	3	5	3	3	5	4	5		28	N

Columbus ISD

STAPLEE Ranking - Columbus ISD											
The project was evaluated based on STAPLEE criteria on a scale of 1 to 5 indicating the extent to which the action satisfies each consideration.											
(1= Does Not Satisfy   3 = Moderately Satisfies   5 = Strongly Satisfies)											
Timeframe Values:   Within next 2 years -> Immediate (1) 3-5 years -> Near (2) 5-10 years -> Short (3) More than 10 years -> Long (4)											
ID	Mitigation Action	Socially Acceptable	Technically Feasible	Administratively Possible	Politically Acceptable	Legal	Economically Sound	Environmentally Sound	Name	TOTAL SCORE	TIMEFRAME
1	Develop a hazard awareness week for implementation countywide in cooperation with the county	5	5	5	5	5	5	5	THE DISTRICT WILL NEED FUNDING TO BUY CURRICULUM.	35	
2	Acquire and install generators at all critical facilities	5	5	1	5	5	1	5	FUNDING WILL BE NEEDED TO BUY GENERATORS.	27	
3	<del>Identify business and events</del>										
4	Study existing shelter needs and modify and upgrade as necessary	5	5	1	5	5	1	4	FUNDING WILL BE NEEDED TO MAKE UPDATES.	26	
5	Create, Print and Distribute a School Resource Catalog										

Rice Consolidate ISD

Weimar ISD

Colorado Water Control and Improvement District



**MINUTES OF THE COLORADO COUNTY  
COMMISSIONER’S COURT REGULAR MEETING  
April 28, 2025**

**APPENDIX D: CRITICAL FACILITIES**

The list and location of critical and vulnerable facilities will be kept and maintained by the Emergency Management Coordinators for Colorado County. This list is provided in the form of an ArcGIS geodatabase and a Microsoft Excel spreadsheet with location and contact information. The table below is a summary of critical facilities subject that are vulnerable to hazards based on location and magnitude.

Critical Facilities Summary Table

<b>Colorado County</b>
1 County Courthouse, 4 Constable’s Office, 1 Shelter, 4 Maintenance Facilities, 1 EMS, 1 County Jail, 1 County Sheriff’s Office, 1 Power Generation Facility, 1 Hazardous Materials Facility, 6 Volunteer Fire Departments
<b>City of Columbus</b>
1 Airport, 2 Assisted Living Facilities, 1 School, 2 Shelters, 1 Communication Tower, Electric Substation, 1 City Hall, 1 Volunteer Fire Department, 1 Police Department
<b>City of Eagle Lake</b>
1 Airport, 1 Animal Center, 1 Shelter, 1 Public Works Barn, 1 Municipal Building, 1 Medical Center, 1 Volunteer Fire Department, 1 Police Department
<b>City of Weimar</b>
1 Assisted Living, 1 City Hall, 2 Shelters, 1 Medical Center, 1 Volunteer Fire Department, 1 Police Department
<b>Columbus ISD</b>
3 Schools, 1 Bus Barn, 1 Administration Building
<b>Rice Consolidated ISD</b>
6 Schools, 1 Administration Building
<b>Weimar ISD</b>
3 Schools, 1 Administration Building
<b>Colorado Water Control and Improvement District</b>
1 Office, 1 Water Tower, 1 Lift Station, 2 Water Wells, Transmission Facilities, 1 Water Treatment Plant

MINUTES OF THE COLORADO COUNTY  
COMMISSIONER’S COURT REGULAR MEETING

April 28, 2025

Critical Facilities Map Table

Map ID	Name	Address	City
0	Garwood Volunteer Fire Department	311 Arthur Street	Garwood
1	Rock Island Volunteer Fire Department	3400 County Road 106 South	Rock Island
2	Eagle Lake Volunteer Fire Department	204 East Post Office Street	Eagle Lake
3	Weimar Volunteer Fire Department	210 East Main Street	Weimar
4	Oakland Volunteer Fire Department	1022 Washington Street	Oakland
5	Sheridan Volunteer Fire Department	5925 South Logan Park Drive	Sheridan
6	Frelsburg Volunteer Fire Department	2319 Farm To Market Road 1291	New Ulm
7	Bernardo Volunteer Fire Department	2845 Farm To Market Road 949	Cat Spring
8	Colorado County Emergency Medical Services	305 Radio Lane	Columbus
9	Columbus Elementary School	1324 Bowie Street	Columbus
10	Garwood Elementary School	7827 Highway 71 South	Garwood
11	Eagle Lake Primary School	600 Johnnie D Hutchins Drive	Eagle Lake
12	Weimar Elementary School	515 West Main Street	Weimar
13	Weimar Junior High School	101 North West Street	Weimar
14	Weimar High School - Shelter 600	506 West Main Street	Weimar
15	Eagle Lake Intermediate School	701 Tate Avenue	Eagle Lake
16	Rice Consolidated High School	1095 Raider Drive	Altair
17	Sheridan Elementary School	5526 Farm to Market Road 2437	Sheridan
18	Saint Michael Catholic School	103 East North Street	Weimar
19	Saint Anthony Catholic School	635 Bonham Street	Columbus
20	Rice Medical Center	600 South Austin Road	Eagle Lake
21	Weimar Medical Center	400 Youens Drive	Weimar
22	Weimar Police Department	1754 Interstate Highway 10	Weimar
23	Eagle Lake Police Department	200 East Post Office Street	Eagle Lake
24	Colorado County Constable's Office Precinct 4	206 West State Street	Eagle Lake
25	Colorado County Constable's Office Precinct 3	1053 Constable Lane	Cat Spring
26	Colorado County Constable's Office Precinct 2	105 East Main Street	Weimar
27	Colorado County Constable's Office Precinct 1	1051 Schulenburg Lane	Columbus
28	Eagle Lake Municipal Building	100 East Main Street	Eagle Lake
29	Columbus City Hall	605 Spring Street	Columbus
30	Weimar City Hall	106 East Main Street	Weimar
31	Colorado County Jail	2215 Walnut Street	Columbus
32	Columbus High School - Shelter 500	103 Cardinal Lane	Columbus
33	Columbus Community Hospital	110 Shult Drive	Columbus
34	Colorado County Sheriff's Office	2215 Walnut Street	Columbus
35	Columbus Volunteer Fire Department	602 Spring Street	Columbus
36	Columbus Police Department	605 Spring Street	Columbus
37	Columbus Junior High School - Riverside Cam	702 North Rampart Street	Columbus
38	Colorado County Courthouse	400 Spring Street	Columbus
39	Rice Challenge Academy	600 FM 3013 W	Eagle Lake
40	Veteran's Memorial Hall - Shelter 5	503 Park Drive	Weimar
41	First United Methodist Church - 105	1229 Milam St	Columbus
42	First Baptist Church of Columbus - Shelter 200	1700 Milam St	Columbus
43	St. Roch's Catholic Church - Shelter 50	1600 Frelsburg	Alleyton
44	Precinct 1 Maintenance Facility	3334 CR 106	Rock Island
45	Precinct 2 Maintenance Facility	404 S. Eagle	Weimar
46	Precinct 3 Maintenance Facility	1501 FM 109	New Ulm
47	Precinct 4 Maintenance Facility	310 S. McCarty	New Ulm
48	Sky Global Power Generation Facility	3217 US 90 Alternate	Rock Island
49	Glidden Communication Tower	1011 Rabbit Road	Columbus
50	Trucare living centers		Columbus
51	Electric Substation		Columbus
52	Water tower, water wells		Columbus
53	Colombus ISD Transportation Barn	1600 Montezuma	Columbus
54	Kinder Morgan Production Plant	1650 CR 255	Sheridan
55	City of Eagle Lake Public Works Barn	207 W. Davitt	Eagle Lake
56	Eagle Lake Airport	East Airline Avenue	Eagle Lake
57	City of Eagle Lake Community Center	100 N Walnut Avenue	Eagle Lake
58	Pine Cove Retreat Center/ Camp	1159 Armadillo Lane	Columbus
59	Cathedral Oak Retreat Center	1225 CR 248	Weimar
60	Attwater Prairie Chicken Refuge	1206 Apc Nwr Road	Eagle Lake
61	City of Eagle Lake Water Tower	805 North McCarty	Eagle Lake
62	Robert Wells, Jr. Airport	1084 CR 102	Columbus
63	WWCID 2 Office and Water Tower	604 Townsend Street	Garwood
64	WWCID 2 Sewer Treatment Plant	600 Townsend Street	Garwood
65	WWCID 2 Water Well	7827 HWY 71	Garwood
66	WWCID 2 Lift Station and Water Well	1090 Lions Park Drive	Garwood



MINUTES OF THE COLORADO COUNTY  
COMMISSIONER'S COURT REGULAR MEETING  
April 28, 2025

APPENDIX E: MEETING DOCUMENTATION

Thank you for Coming

Please Sign In

COLORADO CO. - COME MTG. #1,  
APRIL 5, 2023/2:00 PM  
COLORADO CO. SERVICES FACILITY

Name	Representing	Email	Phone
DAVID BRANOT	WEimar VFD	CHIEF@WEimarVFD@Gmail.com	979-732-4875
Todd Jacobs	WEimar P.D.	Tjacobs@weimartexas.org	979-735-8250
Calab Tello	Colorado County	calab.tello@colorado.tx.us	979-732-6380
Mike Annon	City Weimar	citymgr@weimartexas.org	979-942-7507
MILLIE KOLLER	WEimar City of WEimar	millie@weimartexas.org	979-956-4017
Erica Smith	City Columbus	mayor@cityofcolumbus.net	979-732-4513
Richard Kalcoun	City of Columbus / FD	rkalcoun@cityofcolumbus.net	979-732-6139
DUSTY Dittmar	Columbus FD	ddittmar1401@gmail.com	979-732-7770
Kevin Fairclough	City of Columbus Utilities	kfairclough@cityofcolumbus.net	979-955-8202
Brent Gorman	Columbus Fire Marshal's Office	bmgorman@cityofcolumbus.net	979-732-4290
Scott Leppert	Columbus TSN	scott.leppert@tsn.com	979-732-5701
Ryan Bandy	CC Precinct 2	ryan.bandy@coloradocountytx.us	979-743-9608
Michael Patrick	City of Columbus	patrickm@cityofcolumbus.net	979-282-7241
John Post	Fire CISO	jpost@fireciso.net	979-334-3531
Chuck Rodgers	CCDEM	chuck@ccdem.com	979-732-0154
Christy G. Lavelle	City of Columbus	christy@cityofcolumbus.net	979-732-0230
Bill Harb	Fire CISO	bharb@fireciso.net	979-231-3531
Stacy Edman	Columbus PD	cedman@cityofcolumbus.net	979-732-3351
Patty Swartz	Lamar		
Calab Tello	Rogers Planning		



**MINUTES OF THE COLORADO COUNTY  
COMMISSIONER'S COURT REGULAR MEETING  
April 28, 2025**

**Colorado County Multi-jurisdictional  
Hazard Mitigation Plan Update  
Core Team Meeting #1 – Project Kickoff  
April 5, 2023  
2:00 – 3:30 pm**

**Agenda**

- Introductions
- Overview of the Hazard Mitigation Planning Process
- Review of goals and objectives from prior plan
- Actions completed from prior plan
- Hazards review from prior plan
- Community Capabilities Survey
- Next Steps
- Adjourn



**Office of Emergency Management (OEM)**

**Charles Rogers, Coordinator**

305 Radio Lane, Room 103  
Columbus, Texas 78934  
Office Phone: (979) 733-0184  
Mobile: (979) 484-6047  
Fax: (979) 733-0274  
Email: [crtxoem@co.colorado.tx.us](mailto:crtxoem@co.colorado.tx.us)

**QUICKLINKS**

[Home](#)

[Vehicle Registration & Renewal](#)

[Court Calendar](#)

[County Holiday Schedule](#)

[Courthouse Grounds Use Policy](#)

The Colorado County Hazard Mitigation Plan is under going review and needed changes as required every 5 years. Due to COVID and grant funding issues, we are a little behind, but moving forward. Part of the review process is getting public input concerning the plan and information that folks my have that need to be included.

Click the link below to participate in completing a survey which is a critical part of the plan's renewal process.

\*\*\* [Colorado County Hazard Mitigation Plan 2023 Update Survey](#) \*\*\*

**April 28, 2025**

## Please Sign In

[illegible]

# COLORADO COUNTY MULTI-JURISDICTIONAL HAZARD MITIGATION PLAN UPDATE

Colorado County Courthouse  
400 Spring Street  
Columbus, Texas 78934  
Thursday, September 7, 2023, 1:00pm-3:00pm

**MINUTES OF THE COLORADO COUNTY  
COMMISSIONER'S COURT REGULAR MEETING  
April 28, 2025**

Colorado County Hazard Mitigation Plan Update 179

**Colorado County 2023 Hazard Mitigation Plan Update  
Jurisdictional Sub-Team Meeting #1**

**Date:** September 7, 2023

**Time:** 1:00 – 3:00 pm

**Location:** Colorado County Courthouse

**Purpose:** Provide shared experience, capability and problem discussion related to known hazards, natural and man-made, drawing from the broader community's expertise and observation, in order to develop appropriate hazard mitigation actions.

- **Attendance Noted**
  - Document sub-jurisdictional teams with name, title, participating jurisdiction, and contact info for each team member.
- **Create an Outreach Strategy**
  - Meetings (Project Schedule)
    - 2 Jurisdictional Sub-Team Meetings
    - 2 Public Hearings
  - Discussion of On-line/Paper Citizen Survey
    - Review of draft questions by team members.
    - Who needs to be part of this discussion that isn't?
    - How do we reach vulnerable populations?
  - Other outreach methods: social media, website options, newspaper etc.
  - Review and document stakeholder engagement. Who did we talk to or who do we still need to talk to?
- **Review prior plans and capabilities and update**
  - Review of plans, policies, codes and ordinances that have been developed or updated since the last hazard mitigation plan.
    - How will these be incorporated into this plan update based on how they relate to hazard mitigation?
    - Look at plan and update.
- **Review and Discussion of the Base Maps**
  - Did we identify all critical facilities, infrastructure, and at-risk populations?
  - Where are the growth areas in each community?
  - Are facilities unique to ISDs accurately represented on the map?



**April 28, 2025**

180

## Please Sign In

Name	Representing	Email	Phone
MILTON KOLLER	CITY OF WENAR	WENAR@WENARTEX.ORG	979-635-1946
John Ritt	Rice CISO	jhr130@rice.edu	979-237-3531
Michelle Lowrance	Col. Orlando County	mblow1959@earthlink.net	806-559-4549
Danny Al-Batal	Texas Division of Forestry Mgmt.	danny.albatal@texas.gov	(979) 253-5487
Daniel Adamschick	City of Columbus	dad@cityofcolumbus.com	214-732-0280
James L. Rogers	City of Wenar	chrisc@wenartexas.org	979-637-0236
CHUCK CARTER	Cherokee County OK	ccarter@cherokee.ok.us	979-781-0184
Chastone	CISO	cmcc@army.mil	979-201-3119
	Banner Press	chastone@bannerpress.com	979-732-6243

**MINUTES OF THE COLORADO COUNTY  
COMMISSIONER'S COURT REGULAR MEETING**

**April 28, 2025**

PUBLIC MEETING, 3.8.2024, 4-8 PM, 305 RADIO LANE, TRAINING ROOM

# COLORADO COUNTY HAZARD MITIGATION PLAN UPDATE



**WE WANT TO  
HEAR FROM  
YOU!**

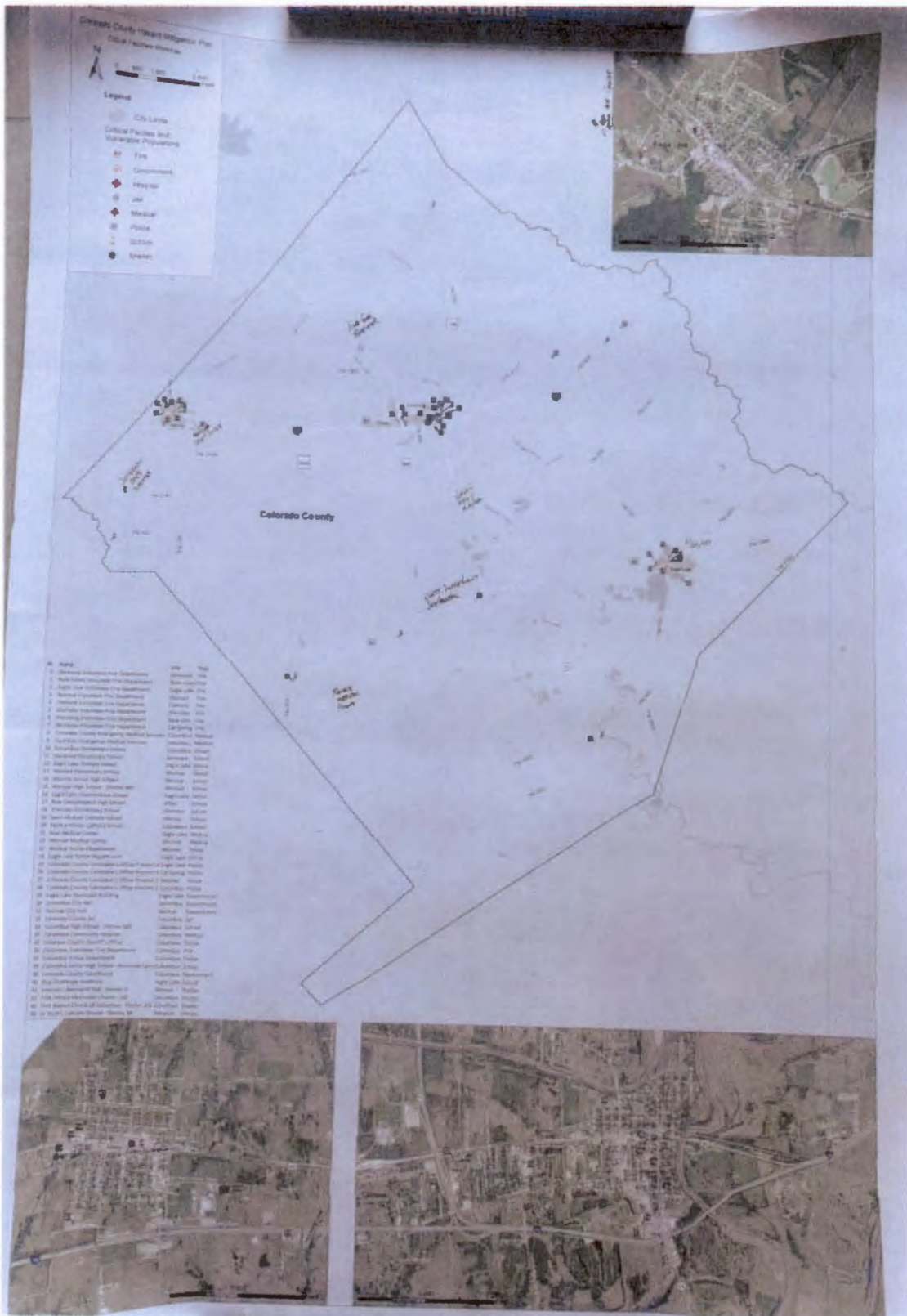
Colorado County is developing a Hazard Mitigation Plan (HMP) Update. Your participation is a vital part of this process.

**OUR GOAL IS TO HELP COLORADO COUNTY AND ALL PARTICIPATING JURISDICTIONS PREPARE FOR EMERGENCIES AND PROTECT ALL RESIDENTS AND THEIR PROPERTY.**

SCAN THE QR CODE OR VISIT  
**TINY.CC/COLORADOHMP**  
TO PARTICIPATE IN THE  
PUBLIC SURVEY.  
HARDCOPIES CAN BE MADE  
AVAILABLE UPON REQUEST.

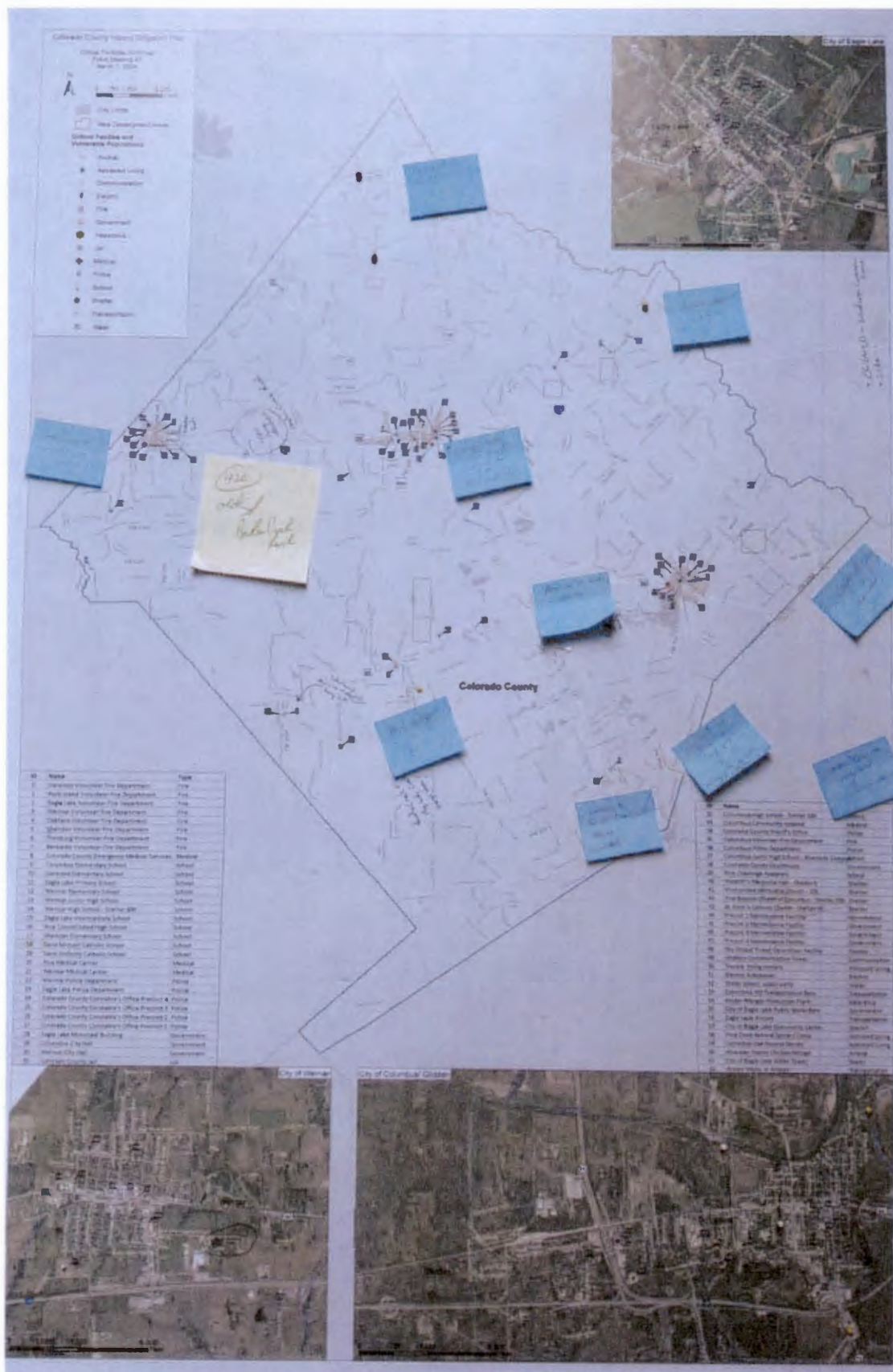


MINUTES OF THE COLORADO COUNTY  
COMMISSIONER'S COURT REGULAR MEETING  
April 28, 2025





## Colorado County Hazard Mitigation Plan Update 183



**MINUTES OF THE COLORADO COUNTY  
COMMISSIONER'S COURT REGULAR MEETING  
April 28, 2025**

Colorado County Hazard Mitigation Plan Update

**Colorado County Hazard Impact Summary (1987-2025)**

Hazard	Deaths	Injuries	Property Damage	Other Damage	Losses	Evacuations	Displacement
Drought	0	0	\$1,000,000	\$1,000,000	High	0	0
Flood	0	0	\$2,500,000	\$0	High	0	0
Earthquake	0	0	\$0	\$0	Low	0	0
Extreme Heat	0	0	\$0	\$0	Low	0	0
Hailstorm	0	0	\$400,000	\$0	High	0	0
Severe Winter Storms and Ice Storms	0	0	\$2,000	\$0	Medium	0	0
Lightning	0	0	\$15,000	\$0	High	0	0
Severe Weather Storms	0	0	\$100,000	\$0	Low	0	0
Tornado	0	0	\$400,000	\$0	High	0	0
Wildfire	0	0	\$1,200,000	\$1,000	High	0	0
Dam Failure	0	0	\$0	\$0	Low	0	0

Source: NCEM Hazard Impact Database (1987 to 2025)

**Hazards Addressed in the 2023 Hazard Mitigation Plan Update**

**Drought**  
Drought is a natural hazard that can cause significant damage to crops, livestock, and infrastructure. It can also lead to water shortages and increased fire risk. Mitigation strategies include water conservation, drought-resistant crops, and emergency water supplies.

**Flood**  
Floods are a common hazard that can cause significant damage to property and infrastructure. Mitigation strategies include flood-resistant construction, flood insurance, and evacuation plans.

**Earthquake**  
Earthquakes are a natural hazard that can cause significant damage to property and infrastructure. Mitigation strategies include seismic-resistant construction, earthquake insurance, and evacuation plans.

**Extreme Heat**  
Extreme heat is a natural hazard that can cause significant damage to crops, livestock, and infrastructure. Mitigation strategies include shade, water, and cooling systems.

**Hailstorm**  
Hailstorms are a natural hazard that can cause significant damage to crops, livestock, and infrastructure. Mitigation strategies include hail-resistant crops, hail insurance, and evacuation plans.

**Severe Winter Storms and Ice Storms**  
Severe winter storms and ice storms are natural hazards that can cause significant damage to property and infrastructure. Mitigation strategies include snow and ice removal, winter weather preparedness, and evacuation plans.

**Lightning**  
Lightning is a natural hazard that can cause significant damage to property and infrastructure. Mitigation strategies include lightning-resistant construction, lightning insurance, and evacuation plans.

**Severe Weather Storms**  
Severe weather storms are natural hazards that can cause significant damage to property and infrastructure. Mitigation strategies include severe weather-resistant construction, severe weather insurance, and evacuation plans.

**Tornado**  
Tornadoes are a natural hazard that can cause significant damage to property and infrastructure. Mitigation strategies include tornado-resistant construction, tornado insurance, and evacuation plans.

**Wildfire**  
Wildfires are a natural hazard that can cause significant damage to property and infrastructure. Mitigation strategies include fire-resistant construction, fire insurance, and evacuation plans.

**Dam Failure**  
Dam failure is a natural hazard that can cause significant damage to property and infrastructure. Mitigation strategies include dam safety inspections, dam insurance, and evacuation plans.

**What are the top 3 hazards that you feel present the most risk to you and your property in the future? Place a large dot in the box below the hazards in order of risk. (1 - Red, 2 - Yellow, 3 - Green)**

Drought

Hurricanes

Windstorms

Flood

Lightning

Earthquake

Extreme Heat

Severe Winter Storms

Wildfire

Hailstorm

Tornado

Dam Failure

**BLANFORD**

**MINUTES OF THE COLORADO COUNTY  
COMMISSIONER'S COURT REGULAR MEETING  
April 28, 2025**

Colorado County Hazard Mitigation Plan Update 185

**APPENDIX F: ADOPTION RESOLUTION**



**MINUTES OF THE COLORADO COUNTY  
COMMISSIONER'S COURT REGULAR MEETING**

**April 28, 2025**

- \_\_7. Resolution Calling for Legislation and Regulation of the Application of Biosolids Containing PFAS.  
(Prause)**

**Chuck Rogers stated that “forever chemicals” could be a concern for our water supply. He urged the court to consider the proposed resolution.**

**Motion by Judge Prause to approve a Resolution Calling for Legislation and Regulation of the Application of Biosolids Containing PFAS; seconded by Commissioner Neuendorff;  
5 ayes 0 nays; motion carried; it was so ordered.**

**(See Attachment)**

**MINUTES OF THE COLORADO COUNTY  
COMMISSIONER'S COURT REGULAR MEETING**

**April 28, 2025**

**COLORADO COUNTY, TEXAS**

**A RESOLUTION CALLING FOR LEGISLATION AND REGULATION  
OF THE APPLICATION OF BIOSOLIDS CONTAINING PER- AND POLYFLUOROALKYL  
SUBSTANCES (PFAS), COMMONLY KNOWN AS "FOREVER CHEMICALS"**

**WHEREAS**, biosolids serve as a soil amendment by providing essential nutrients and organic matter; however, their application must be carefully regulated due to the presence of potentially hazardous substances, including per- and polyfluoroalkyl substances (PFAS, a/k/a "Forever Chemicals"); and

**WHEREAS**, the application of biosolids as an alternative to conventional fertilizers has become increasingly prevalent in agricultural practices across the State of Texas; and

**WHEREAS**, biosolids are derived from sewage sludge processed through wastewater treatment facilities, which are known by federal and state regulatory authorities to contain concentrated levels of PFAS compounds; and

**WHEREAS**, in January 2025, the United States Environmental Protection Agency (EPA) released a draft *Sewage Sludge Risk Assessment* for Perfluorooctanoic Acid (PFOA) and Perfluorooctane Sulfonic Acid (PFOS), which identifies significant human health risks associated with the land application of biosolids containing PFAS at concentrations as low as one part per billion (1 ppb); and

**WHEREAS**, independent testing conducted in Johnson County, Texas, has detected unsafe levels of PFAS contamination in local water resources and animal tissue, posing a direct threat to public health and safety; and

**WHEREAS**, the unregulated distribution and application of biosolids contaminated with PFAS across Texas endangers the health of all residents by contaminating drinking water supplies, agricultural products, and livestock.


**NOW, THEREFORE, BE IT RESOLVED** that the Commissioners Court of Colorado County, Texas, urges the Texas Legislature to take immediate action to review, strengthen, and enforce existing regulations and to adopt additional regulations as necessary, concerning the permitting, testing, and application of biosolids, with the specific aim of limiting PFAS concentrations to protect public health and safety, the food supply, livestock, water quality, and the integrity of Texas' natural resources.

**BE IT FURTHER RESOLVED** that copies of this Resolution be forwarded to the Governor of Texas, the Lieutenant Governor, the Speaker of the Texas House of Representatives, and all members of the Texas Legislature for their consideration and appropriate action.


ADOPTED this 28<sup>th</sup> day of April, 2025.



Shannon Owers, Commissioner Pct. 1




Ty Prause, County Judge



Ryan Brandt, Commissioner Pct. 2




Keith Neuendorff, Commissioner Pct. 3



Darrell Gertson, Commissioner Pct. 4

Attest:



Kimberly Menke, County Clerk



**MINUTES OF THE COLORADO COUNTY  
COMMISSIONER'S COURT REGULAR MEETING**

**April 28, 2025**



**Michigan Department of Environmental Quality**

**Water Resources Division**

**What are biosolids, how are they used,  
and are they safe?**

Biosolids are the nutrient-rich organic materials resulting from the treatment of domestic sewage in a wastewater treatment facility (i.e., treated sewage sludge). Biosolids are a beneficial resource, containing essential plant nutrients and organic matter and are recycled as a fertilizer and soil amendment.

Biosolids are created through the treatment of domestic wastewater generated from sewage treatment facilities. The treatment of biosolids can actually begin before the wastewater reaches the sewage treatment plant. In many wastewater treatment systems, regulations require that industrial facilities pre-treat their wastewater to remove hazardous contaminants before it is sent to a wastewater treatment plant. Wastewater treatment facilities monitor incoming wastewater streams to ensure their recyclability and compatibility with the treatment plant process.

Once the wastewater reaches the plant, the sewage goes through a biological process that cleans the wastewater and removes the solids. The excess biological solids are then digested or stabilized through other processes to reduce or eliminate pathogens.

After treatment and processing, these residuals can be recycled and applied as fertilizer to improve and maintain productive soils and stimulate plant growth. Farmers and gardeners have been recycling biosolids for ages, reducing the need for chemical fertilizers. Biosolids are applied to promote the growth of agricultural crops, fertilize gardens and parks, and reclaim mining sites. When applied to crops application rates are restricted to the nutrient needs of the crop. The plant nutrients are slowly released throughout the growing season enabling the crop to absorb these nutrients as the crops grow. This efficiency lessens the likelihood of groundwater pollution of nitrogen and phosphorus.

Biosolids are one of the most studied materials that have ever been regulated by the U.S. Environmental Protection Agency (USEPA). Decades of studies have demonstrated that biosolids can be safely used for the production of crops. The National Academy of Sciences has reviewed current practices, public health concerns, and regulator standards and has concluded that "the use of these materials in the production of crops for human consumption when practiced in accordance with existing federal guidelines and regulations, presents negligible risk to the consumer, to crop production, and to the environment.

For further information on the biosolids program, contact the DEQ, Water Resources Division, Biosolids Program Web site at [www.michigan.gov/deqwater](http://www.michigan.gov/deqwater). In addition, you can contact the Environmental Assistance Center at 800-662-9278 or Email at [deq-assist@michigan.gov](mailto:deq-assist@michigan.gov).

The Michigan Department of Environmental Quality (DEQ) will not discriminate against any individual or group on the basis of race, sex, religion, age, national origin, color, marital status, disability, political beliefs, height, weight, genetic information or sexual orientation. Questions or concerns should be directed to the Quality of Life - Office of Human Resources, P.O. Box 30473, Lansing, MI 48909-7973.



**MINUTES OF THE COLORADO COUNTY**  
**COMMISSIONER'S COURT REGULAR MEETING**

**April 28, 2025**



**A RESOLUTION REGARDING BIOSOLIDS PERMITTING, REGULATION, AND APPLICATION IN TEXAS**

**WHEREAS**, the use of biosolids, an alternative to conventional fertilizer, is common in counties in North Texas; and,

**WHEREAS**, biosolids are composed of sewage substance derived from wastewater treatment plants and are often sold as a convenient and cost-effective fertilizer substitute, yet have been found in some applications to contain pathogens, heavy metals, microplastics, PFAS, and other toxins; and,

**WHEREAS**, biosolids containing contaminants can potentially contaminate agriculture, livestock, watersheds, and other significant natural resources with toxic substances that cannot be easily detected and eliminated; and,

**WHEREAS**, the Wise County Commissioners Court has previously expressed concern and called for improvements to the biosolid permitting process through resolution; and,


**WHEREAS**, our fellow county officials in Johnson County have conducted professional testing of water resources and animal tissue following a biosolids issue and have detected levels of PFAS and other toxic substances unsafe for human consumption; and,


**WHEREAS**, the distribution and application of biosolids in North Texas without appropriate regulation, permitting, and testing can threaten the health and safety of those who consume water, agricultural & animal products, and other natural resources produced in North Texas; and,

**WHEREAS**, the Office of the Texas State Chemist has proposed new language to the rules governing labeled biosolids, including language that states, "The waste products shall not contain any deleterious or harmful substance in sufficient amount to render it injurious to beneficial plant life, animals, humans, aquatic life, soil, or water when applied in accordance with directions for use on the label," and "Contains any deleterious or harmful substance in sufficient amount to render it injurious to beneficial plant life, animals, humans, aquatic life, soil, or water";


**NOW, THEREFORE BE IT RESOLVED**, that the Wise County Commissioners Court does support the new language proposed by the Texas State Chemist as a positive step for health and human safety and does also support the Texas Legislature reviewing the permitting, testing, and application processes that regulate biosolid uses in Texas.


**ADOPTED AND APPROVED** this 28th day of October, 2024.

  
J.D. Clark, Wise County Judge


  
John "Biff" Hayes, Pct. 1 Commissioner

  
Kevin Burns, Pct. 2 Commissioner

  
Danny Lambert, Pct. 3 Commissioner

  
Colby Shawn, Pct. 4 Commissioner



  
Attest: Blanca Tuma, County Clerk

ANALLISA MACIAS

MINUTES OF THE COLORADO COUNTY  
COMMISSIONER'S COURT REGULAR MEETING

April 28, 2025

Minute Order 353.24  
July 23, 2024  
Agenda Item B.2



State of Texas  
County of Ellis

§  
§  
§

Resolution 2024-04

**A Resolution by Ellis County Commissioners' Court  
Calling for Legislation & Regulation to Prohibit the Application of Biosolids**

**WHEREAS**, the use of biosolids, an alternative to conventional fertilizer, is becoming increasingly common in North Texas, posing a health & safety risk to the residents of Ellis County; and

**WHEREAS**, biosolids are composed of sewage substance derived from wastewater treatment plants and are often sold as a convenient and cost-effective fertilizer substitute, yet they have been shown to contain pathogens, heavy metals, microplastics, PFAS, and other toxins; and

**WHEREAS**, upon application, biosolids contaminate agriculture, livestock, watersheds, and other significant natural resources with toxic substances that cannot be easily detected and eliminated; and

**WHEREAS**, biosolids are currently being applied above the Chambers Creek watershed, a tributary to Richland Chambers Reservoir, thus contaminating much of the water supply for Ellis County residents; and

**WHEREAS**, our neighboring County of Johnson has conducted professional testing of water resources & animal tissue and has detected levels of PFAS and other toxic substances unsafe for human consumption; and

**WHEREAS**, the City of Fort Worth in Tarrant County has reported contamination of its water with PFAS, yet has continued to allow the sale or distribution of biosolids derived from its wastewater treatment plant(s); and

**WHEREAS**, the distribution and application of biosolids anywhere in North Texas threatens the health & safety of all who consume water, agricultural & animal products, and other natural resources produced in North Texas;

**NOW, THEREFORE BE IT RESOLVED:**

- 1) That Ellis County joins Johnson County in demanding that the City of Fort Worth immediately suspend the practice of selling, distributing, disposing, or releasing biosolids from its wastewater treatment plant(s) to any recipients inside or outside of its jurisdiction, pending further testing by the Texas Commission on Environmental Quality and/or the Environmental Protection Agency; and
- 2) That Ellis County calls upon the Legislature of the State of Texas to empower Texas counties and municipalities to regulate or prohibit the application of biosolids and other known toxins within their own borders, as well as to empower the Texas Commission on Environmental Quality to regulate biosolids; and
- 3) That Ellis County calls upon the Texas Commission on Environmental Quality, the Environmental Protection Agency, and the U.S. Department of Agriculture to investigate, analyze, test, and develop an effective body of regulation surrounding the use of biosolids and other substances derived from wastewater; and
- 4) That Ellis County calls upon Tarrant County, Parker County, Bosque County, Somerville County, Hill County, Hood County, and all other neighboring counties to join in this resolution to protect the health, safety, and livelihood of Texans and all consumers of Texas resources.

Randy Stinson, Commissioner, Precinct 1

Todd Little, Ellis County Judge

Lane Granson, Commissioner, Precinct 2

Louis Ponder, Commissioner, Precinct 3

Attest: Krystal Valdez, County Clerk

Kyle Butler, Commissioner, Precinct 4



**MINUTES OF THE COLORADO COUNTY  
COMMISSIONER'S COURT REGULAR MEETING  
April 28, 2025**



**JOHNSON COUNTY  
COMMISSIONERS COURT**

<b>Christopher Boedeker</b> County Judge	<b>Rick Bailey</b> Commissioner Precinct 1	<b>Kenny Howell</b> Commissioner Precinct 2	<b>Mike White</b> Commissioner Precinct 3	<b>Larry Woolley</b> Commissioner Precinct 4
---	--	---	---	--

---

<b>THE STATE OF TEXAS</b>	§	
	§	
<b>COUNTY OF JOHNSON</b>	§	<b>RESOLUTION 2024-03</b>

---

**RESOLUTION CALLING FOR THE PROHIBITION ON APPLYING BIOSOLIDS IN  
JOHNSON COUNTY, TEXAS**

---

**WHEREAS**, biosolids, sewage sludge, and other products derived from human waste are known to be a vector for pathogens, heavy metals, microplastics, PFAS, and other toxins; and

**WHEREAS**, biosolids are derived from municipal wastewater treatment plants and, by volume, the largest constituent of municipal wastewater is municipal drinking water; and

**WHEREAS**, the City of Fort Worth has acknowledged that its drinking water is contaminated with PFAS; and

**WHEREAS**, Johnson County has engaged in significant testing for the presence of PFAS through an accredited laboratory, including testing of biosolids derived from the City of Fort Worth's wastewater treatment plant as well as soil, groundwater, surface water, and animal tissue in Johnson County; and

**WHEREAS**, the doctors, laboratory technicians, scientists, and other professionals retained by Johnson County have determined that the biosolids originating at the City of Fort Worth's wastewater treatment plant and being spread in Johnson County as a "fertilizer" product are contaminated with PFAS a/k/a "Forever Chemicals" at unsafe levels; and

**WHEREAS**, testing has revealed that PFAS from these biosolids have contaminated soil, groundwater, surface water, fish, and animal tissue in Johnson County; and

**WHEREAS**, PFAS can migrate or travel beyond the site where they are directly applied, resulting in well water near the site of the application of biosolids that has tested positive for PFAS at levels several hundred times the safe limit established by the EPA for drinking water; and



**MINUTES OF THE COLORADO COUNTY  
COMMISSIONER'S COURT REGULAR MEETING**

**April 28, 2025**

**WHEREAS**, animal tissue in Johnson County has tested positive for PFAS at levels that render the livestock unsafe for human consumption; and

**WHEREAS**, when animals in other jurisdictions that have tested positive for high levels of PFAS (similar to the levels observed in Johnson County), those jurisdictions have forcibly euthanized entire herds; and

**WHEREAS**, PFAS are not quickly or easily eliminated from soil, water, or animal tissue; and

**WHEREAS**, the City of Fort Worth continues to send tons of biosolids to Johnson County for disposal on Johnson County farms, threatening the drinking water, food chain, livestock, and residents of Johnson County; and

**WHEREAS**, biosolids are being applied in the watershed for Chamber's creek, a tributary to Richland Chambers Reservoir, a lake serving the City of Fort Worth, threatening to contaminate drinking water within the City of Fort Worth; and

**WHEREAS**, as of the date of this Resolution, counties in Texas are not authorized by statute to regulate the application of biosolids; and

**WHEREAS**, as of the date of this Resolution, the State of Texas does not yet prohibit waste producers from poisoning Texas farmland, livestock, and drinking water with PFAS.

**THEREFORE, BE IT RESOLVED** by Johnson County, by and through its Commissioners Court, that:

- **JOHNSON COUNTY** calls on the City of Fort Worth to immediately suspend its practice of disposing of biosolids from its wastewater treatment plant in Johnson County pending further testing and a full analysis by TCEQ and/or the EPA; and
- **JOHNSON COUNTY** calls on the TCEQ to conduct a full investigation of its biosolid program, specifically urging TCEQ to test for the presence of PFAS in harmful amounts; and
- **JOHNSON COUNTY** calls on the EPA to regulate PFAS within biosolids insofar as those biosolids may be disposed of in such a manner as to cause their migration into drinking water; and
- **JOHNSON COUNTY** calls on the USDA and FDA to regulate PFAS within biosolids insofar as those biosolids may be applied to farmland in a manner that is likely to introduce PFAS into the food supply; and


**MINUTES OF THE COLORADO COUNTY  
COMMISSIONER'S COURT REGULAR MEETING  
April 28, 2025**

- **JOHNSON COUNTY** calls on any waste treatment provider and/or any waste hauler operating in Johnson County to temporarily suspend the application of any biosolid in Johnson County until further testing can be completed; and
- **JOHNSON COUNTY** calls on the Texas State Chemist to revoke the license or other authorization to sell biosolids as a fertilizer product in the State of Texas unless that product has been tested for the presence of pathogens, heavy metals, microplastics, and PFAS; and
- ✕ • **JOHNSON COUNTY** calls on the Texas Legislature to either adequately regulate the application of toxins to Texas farmland or to empower Texas counties to do so; and
- **JOHNSON COUNTY** calls on Tarrant County, Ellis County, Parker County, Bosque County, Somervell County, Hill County, Hood County, and all other surrounding counties impacted by municipal waste disposal contamination to join in this Resolution and, to the extent authorized by law, prohibit this practice.

**DONE IN OPEN COURT THIS 25<sup>TH</sup> DAY OF MARCH, 2024.**

  
\_\_\_\_\_  
**Christopher Boedeker, Johnson County Judge**

Voted: ☒ yes, ☐ no, ☐ abstained

  
\_\_\_\_\_  
**Rick Bailey, Comm. Pct. 1**


Voted: ☒ yes, ☐ no, ☐ abstained

  
\_\_\_\_\_  
**Kenny Howell, Comm. Pct. 2**

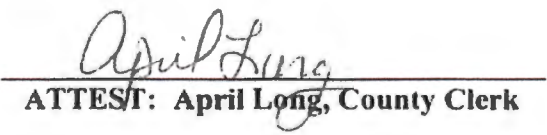
Voted: ☒ yes, ☐ no, ☐ abstained

  
\_\_\_\_\_  
**Mike White, Comm. Pct. 3**

Voted: ☒ yes, ☐ no, ☐ abstained

  
\_\_\_\_\_  
**Larry Woolley, Comm. Pct. 4**

Voted: ☒ yes, ☐ no, ☐ abstained

  
\_\_\_\_\_  
**ATTEST: April Long, County Clerk**



**MINUTES OF THE COLORADO COUNTY  
COMMISSIONER'S COURT REGULAR MEETING**

**April 28, 2025**

- \_\_\_8. Application submitted by San Bernard Electric Cooperative, Inc. to place 24 power poles and 5 guy wires in the right-of-way of County Road 109, Precinct No. 1. (Owers)

**Motion by Commissioner Owers to approve an application submitted by San Bernard Electric Cooperative, Inc. to place 24 power poles and 5 guy wires in the right-of-way of County Road 109, Precinct No. 1; seconded by Commissioner Brandt; 5 ayes 0 nays; motion carried; it was so ordered.**

**(See Attachment)**



**MINUTES OF THE COLORADO COUNTY  
COMMISSIONER'S COURT REGULAR MEETING**

**April 28, 2025**



**San Bernard Electric Co-op**

Your Touchstone Energy<sup>®</sup>  
Cooperative 

PO Box 1208 • Bellville, TX 77418 • (800) 364-3171 • [www.sbec.org](http://www.sbec.org)

---

**Bellville Main Office**  
(979) 865-3171  
Fax: (979) 865-9706

**Columbus Service Center**  
(979) 732-8346  
Fax: (979) 732-2458

**Fieldstore Service Center**  
(936) 372-9176  
Fax: (936) 372-5476

**Hallettsville Service Center**  
(361) 798-4493  
Fax: (361) 798-2344

April 14, 2025

Judge Ty Prause  
PO Box 236  
Columbus, Texas 78934

RE: WO# 25-03-026

Dear Honorable Ty Prause:

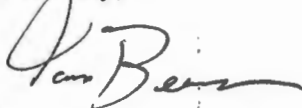
In order to improve electrical service in Colorado County, Texas, a permit to place 24 power poles and 5 guy wires 1' in Cr. 109 Right of Way is needed.

Please find enclosed our "Notice of Proposed Erection of Power Line," along with Two (2) copies of the drawing indicating the detailed information concerning our proposed routing.

If the proposal meets with your approval, we would appreciate the execution of the necessary forms at your earliest convenience. Should you have any questions regarding this permit, please call me at 979/865-3171 or 800/364-3171.

Your consideration and assistance are most sincerely appreciated.

Sincerely,



Jason Beaman  
Right-of-Way Agent

Enclosure

**MINUTES OF THE COLORADO COUNTY  
COMMISSIONER'S COURT REGULAR MEETING**

**April 28, 2025**

**NOTICE OR PROPOSED ERECTION OF POWER LINE**

DATE: April 14, 2025

TO THE COMMISSIONER'S COURT

ATTN: The Honorable Judge Ty Prause  
PO Box 236  
Columbus, Tx 78934

Formal notice is hereby given that San Bernard Electric Cooperative, Inc. proposes to place 24 poles and 5 guy wires in Cr. 109 Right of Way, Colorado County, Texas.

LOCATION: The intersection of Cedar Post Ranch Rd. and Cr. 109


DESIGN: See attached drawing.

The location and description of the proposed line and appurtenances is more fully shown by Two (2) copies of drawings attached to this notice. The line will be constructed, operated, and maintained in accordance with all requirements or governing laws.

Construction of this line will begin on or after April 30, 2025

SAN BERNARD ELECTRIC COOPERATIVE, INC.

By: \_\_\_\_\_

  
Jason Beaman, Right of Way Agent  
P.O. Box 1208  
Bellville, Texas 77418

Job Name: WO# 24I-03-063

APPROVAL

**MINUTES OF THE COLORADO COUNTY  
COMMISSIONER'S COURT REGULAR MEETING**

**April 28, 2025**

COUNTY Colorado

DATE April 28, 2025

TO: San Bernard Electric Cooperative, Inc.  
P.O. Box 1208  
Bellville, Texas 77418

The location on the right-of-way of your proposed power line, as shown by the accompanying notice dated April 14, 2025 is approved.

Your attention is directed to Art. 1436A (for power lines) Vernon's Annotated Texas Civil Statutes with particular attention to the following provisions:

1. The County Commissioners may designate the place along the right-of-way where such lines shall be constructed.
2. At any place where a power transmission line crosses over a highway or road, it shall be constructed and maintained at least twenty-two (22) feet above the surface of the traffic lane.
3. The County Commissioners may require the owner to relocate this line, for valid reasons under the law, by giving thirty days written notice.

Please notify the County Commissioner of Precinct No. 1 and the County Road Administrator forty-eight (48) hours prior to starting construction of the line, in order that we may have a representative present.

In the event the Owner fails to comply with the requirements as set forth herein, the County may take such action as it deems appropriate to compel compliance.

**SPECIAL PROVISIONS:**

1. Emplacement operations are not permitted during wet weather.
2. All cut brush and debris are to be removed from right-of-way within seven (7) days.
3. Open trenches will be protected during off-duty hours by flasher lights.
4. Temporary construction signs are to be placed on the right-of-way at both ends of project ("Cable Emplacement Ahead").
5. All driveway entrances to be restored to original condition and resurfaced with suitable gravel.

COMMISSIONER'S COURT, COUNTY OF Colorado

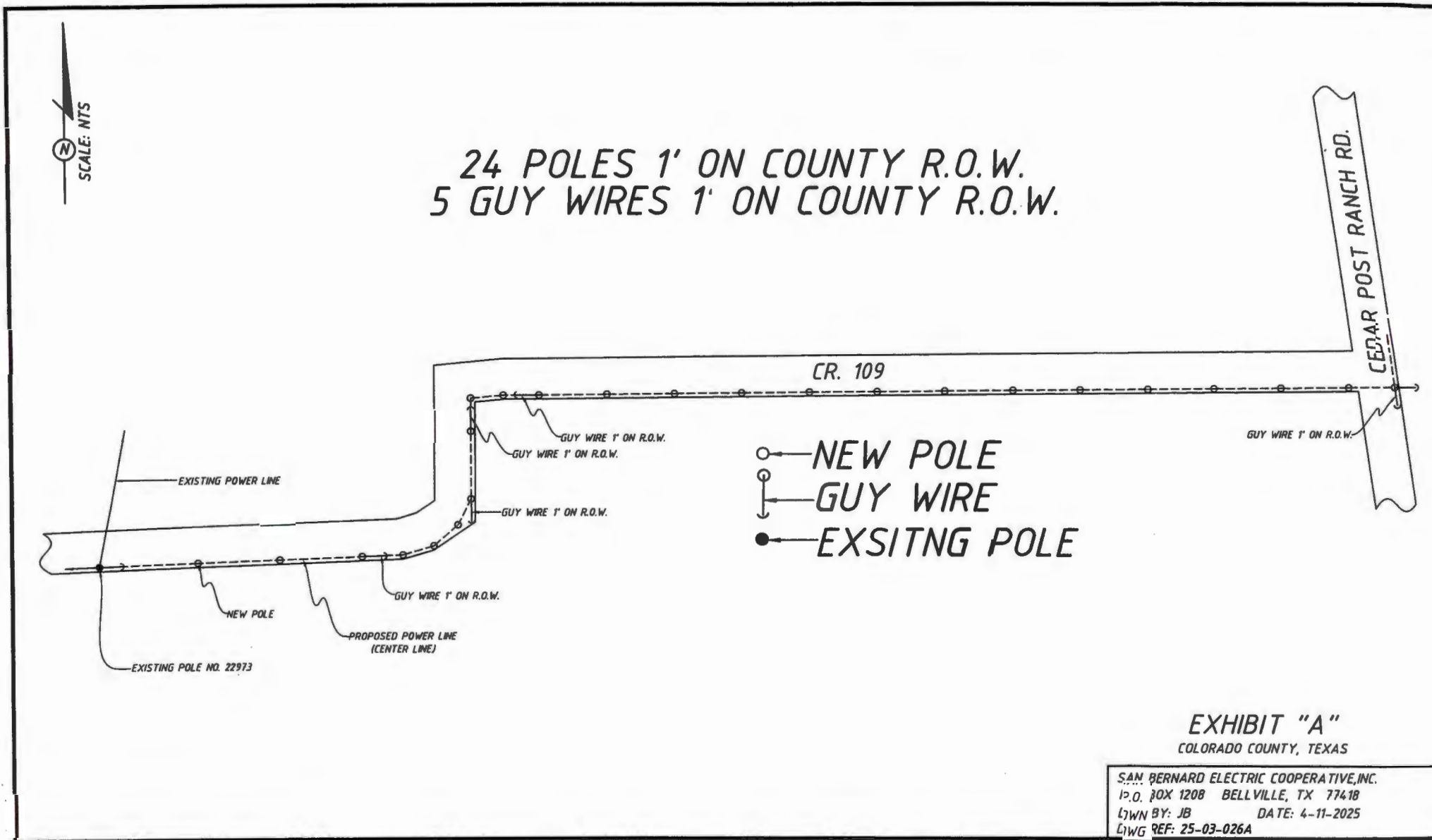
BY:  \_\_\_\_\_

JUDGE



MINUTES OF THE COLORADO COUNTY  
COMMISSIONER'S COURT REGULAR MEETING

April 28, 2025



**MINUTES OF THE COLORADO COUNTY  
COMMISSIONER'S COURT REGULAR MEETING**

**April 28, 2025**

- \_\_\_9. Authorize the County Judge to apply to the Texas Comptroller of Public Accounts for Unclaimed Property Capital Credits for 2025. (Lowrance)

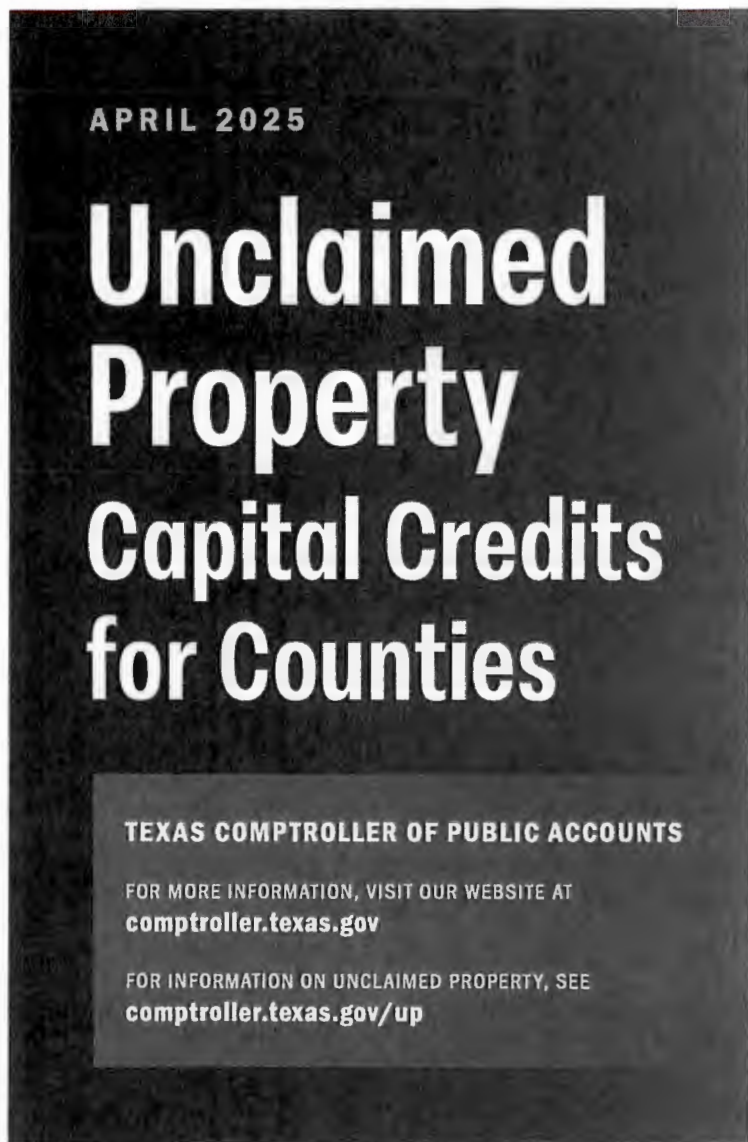
**Michelle Lowrance stated that in the past, the Unclaimed Property Capital Credits have gone towards the library.**

**Motion by Judge Prause to authorize the County Judge to apply to the Texas Comptroller of Public Accounts for Unclaimed Property Capital Credits for 2025; seconded by Commissioner Neuendorff; 5 ayes 0 nays; motion carried; it was so ordered.**

**(See Attachment)**

**MINUTES OF THE COLORADO COUNTY  
COMMISSIONER'S COURT REGULAR MEETING**

**April 28, 2025**



A dark gray rectangular graphic with white text. At the top left, it says 'APRIL 2025'. Below that, in large, bold, white letters, is the title 'Unclaimed Property Capital Credits for Counties'. At the bottom, in smaller white text, it says 'TEXAS COMPTROLLER OF PUBLIC ACCOUNTS', 'FOR MORE INFORMATION, VISIT OUR WEBSITE AT [comptroller.texas.gov](http://comptroller.texas.gov)', and 'FOR INFORMATION ON UNCLAIMED PROPERTY, SEE [comptroller.texas.gov/up](http://comptroller.texas.gov/up)'.

In conjunction with Local Government Code Section 381.004, Texas Property Code Section 74.602 authorizes the Texas Comptroller of Public Accounts (Comptroller's office) to allocate a portion of the unclaimed capital credits received from electric cooperatives back to the counties in the cooperatives' service area.

**What are unclaimed capital credits?**

Electric cooperatives that have lost contact with a previous customer sometimes report capital credits to the Comptroller's office as unclaimed property. Texas law allows counties to claim a portion of unclaimed capital credits originating from their county and use them for specific programs.

**How are funds divided among counties?**

- Electric cooperatives report unclaimed capital credits and the county of service from which they originated.
- Electric cooperatives must use the numeric Federal Information Processing Standard (FIPS) county code of the service address. This code must be entered in the country code field of the remittance report.
- A county may or may not receive funds in a given year.

**Who qualifies?**

- Any county can request a portion of these funds.
- The county must follow instructions in Local Government Code Section 381.004 to request funds.
- The commissioners court is the primary governing body and ultimate decision-making authority on the legitimacy of fund requests.

**General uses of capital credits**

The county commissioners court may use capital credits to develop and administer a program\*:

- for state or local economic development.
- for small or disadvantaged business development.
- to stimulate, encourage and develop business location and commercial activity in the county.
- to promote or advertise the county and its vicinity or conduct a solicitation program to attract conventions, visitors and businesses.
- to improve the extent to which women and minority businesses are awarded county contracts.
- to support comprehensive literacy programs that benefit county residents.
- for the encouragement, promotion, improvement and application of the arts.
- to support a children's advocacy center.

\* Review Local Government Code, Section 381.004 before starting a program.

**For questions on capital credits, contact our Holder Education and Reporting section at [up.holder@cpa.texas.gov](mailto:up.holder@cpa.texas.gov) or 800-321-2274, option 2.**



**MINUTES OF THE COLORADO COUNTY  
COMMISSIONER'S COURT REGULAR MEETING  
April 28, 2025**

**UNCLAIMED PROPERTY CAPITAL CREDITS FOR COUNTIES**

**How to request capital credits**

The county judge and/or commissioners court must complete and submit the **form below**.

- The form must be signed by a representative of the commissioners court or the county judge.
- The form must include the complete name, address and federal tax identification number of the commissioners court.  
Funds will be paid directly to the court.

**COUNTY REQUEST FOR CAPITAL CREDITS**

County Name \_\_\_\_\_ County FEIN \_\_\_\_\_

Authorized by ☐ Judge ☐ Commissioners Court

Name of County Judge \_\_\_\_\_ Approved Date \_\_\_\_\_

**SEND THE REQUESTED FUNDS TO:**

Address \_\_\_\_\_ City \_\_\_\_\_ State \_\_\_\_\_ ZIP \_\_\_\_\_

I acknowledge that the purpose of the funds complies with provisions of Texas Local Government Code Section 381.004.

Name (printed) \_\_\_\_\_ Title \_\_\_\_\_

Signature \_\_\_\_\_ Date \_\_\_\_\_

Email \_\_\_\_\_ Phone \_\_\_\_\_

Submit signed and completed form by either mail, email or fax by July 31, 2025.

Mail Texas Comptroller of Public Accounts  
Unclaimed Property Division  
Holder Education and Reporting section  
P.O. Box 12019  
Austin, Texas 78711-2019

Email [up.holder@cpa.texas.gov](mailto:up.holder@cpa.texas.gov)  
Fax 512-463-3569

**FOR COMPTROLLER'S USE ONLY:** We are authorized to release \_\_\_\_% of the total amount available to your county. We will send a \$\_\_\_\_\_ payment to the address provided above. By requesting funds, you have certified that they will be used in compliance with the provisions of Texas Local Government Code Section 381.004.

Comptroller's Representative \_\_\_\_\_ Date \_\_\_\_\_

This publication is intended as a general guide and not as a comprehensive resource on the subjects covered.  
It is not a substitute for legal advice.

In compliance with the Americans with Disabilities Act, this document may be requested in alternative formats by calling 800-252-1382,  
or by sending a fax to 512-475-0900.

**MINUTES OF THE COLORADO COUNTY  
COMMISSIONER'S COURT REGULAR MEETING**

**April 28, 2025**

**\_10. Budget Calendar for the 2026 Fiscal Year. (Lowrance)**

**Michelle Lowrance explained this calendar aligns with last year's. She also noted that dates are subject to change. The final date to file the budget with the County Clerk is August 15, 2025.**

**Motion by Judge Prause to approve Budget Calendar for the 2026 Fiscal Year; seconded by Commissioner Gertson; 5 ayes 0 nays; motion carried; it was so ordered.**

**(See Attachment)**

MINUTES OF THE COLORADO COUNTY  
COMMISSIONER'S COURT REGULAR MEETING  
April 28, 2025



Budget CalendarFiscal Year 2026

May 2025							April 28	Approve budget calendar for Fiscal Year 2026 (FY26)
S	M	T	W	T	F	S	April 30	Deadline for Chief Appraiser to provide estimates of taxable value (Texas Tax Code 26.01 e & f )
				1	2	3	May 5	Send out budget request forms
4	5	6	7	8	9	10	May 30	Budget request forms due
11	12	13	14	15	16	17	June 15	Proposed budget for appraisal district due to Commissioner's Court from Chief Appraiser
18	19	20	21	22	23	24	June 2-6	County Judge meets with Elected Officials/Department Heads to review budget, as requested
25	26	27	28	29	30	31	June 9	Commissioner's Court Workshop - Review capital projects, major expenditures, major projects & priorities
June 2025							June 10-July 25	Additional workshops TBD, as needed
S	M	T	W	T	F	S	July 25	Chief Appraiser to certify appraisal rolls and submit to County (Texas Tax Code §26.01)
1	2	3	4	5	6	7	July 28	County Judge's Proposed Budget provided to Commissioners for review. Notice to Elected Officials. (Protests must be received by the County Judge within 5 days)
8	9	10	11	12	13	14	August 1	Certified Appraisal Roll due to Commissioner's Court.
15	16	17	18	19	20	21	August 7	Post calculated tax rates on homepage of County website (Texas Tax Code §26.04(e) Note: Posted "By August 7th or as soon thereafter as practicable".
22	23	24	25	26	27	28	August 4-8	WORKSHOPS to review FY26 Budget with Commissioners Court.
29	30						August 11	Approve publication of proposed increases of salaries, expenses or allowances for elected county or precinct officials and approves publication
July 2025							August 13	Publish in a newspaper of general circulation in the county a notice of any elected county or precinct officials salaries, expenses or allowances that are proposed to be increased; and the amount of the proposed increase (LGC§152.013) Note: Must be published 10 days prior to meeting.
S	M	T	W	T	F	S	August 15	County Judge file Proposed Budget with the County Clerk Not later than August 15, the county judge shall file a copy of the proposed budget with the county clerk. (LGC §111.006)
		1	2	4	4	5	August 25	Record proposed budget with Commissioner's Court and set proposed Tax Rate Post Notice on homepage of County's website (Tax Code §26.065)
6	7	8	9	10	11	12	September 8	Set salaries, expenses, and allowances of the elected county and precinct officers (Notify elected officials of salary) (LGC §152.013)
13	14	15	16	17	18	19	September 8	Ratify the Increase, in the county's FY26 Budget, in revenue from property taxes which will be more than the previous year (LGC §111.008c)
20	21	22	23	24	25	26	September 8	PUBLIC HEARING on FY26 Budget; at conclusion adopt FY26 Budget (LGC §111.007, 111.008)
27	28	29	30	31			September 8	PUBLIC HEARING (if needed) on the 2025 Tax Rate (Tax §26.06 Notice must be published 5 days prior to the meeting)
August 2025								VOTE to adopt tax rate
S	M	T	W	T	F	S		
					1	2		
3	4	5	6	7	8	9		
10	11	12	13	14	15	16		
17	18	19	20	21	22	23		
24	25	26	27	28	29	30		
September 2025								
S	M	T	W	T	F	S		
31	1	2	3	4	5	6		
7	8	9	10	11	12	13		
14	15	16	17	18	19	20		
21	22	23	24	25	26	27		
28	29	30						



**MINUTES OF THE COLORADO COUNTY  
COMMISSIONER'S COURT REGULAR MEETING**

**April 28, 2025**

**\_11. Consent Items:**

- a. Acknowledge and accept 2025 Tobacco Settlement Distribution Program proceeds to Colorado County in the amount of \$50,348.90.
- b. Limited Compliance Review Report from the Texas Commission on Jail Standards for Colorado County Jail, dated April 21, 2025.
- c. Participating Entities Services Agreement for the Statewide Automated Victim Notification Service (SAVNS) with SylogistGov, Inc. (5/1/2025 - 8/31/2026).
- d. Application by Capital Underground Utilities, LLC to open cut in the right-of-way of Shirley Oaks Drive as part of the Texas General Land Office Community Development & Revitalization Contract 24-065-079-E734 CID 03 Sewer Improvements project, Precinct No. 1.
- e. Certification of Continuing Education: County Treasurer, Joyce Guthmann for 2025 County Management and Risk Conference.
- f. Certificate of Liability Insurance posted by PrimeEnergy Resources Corporation (4/1/2025 - 4/1/2026).

**Motion by Commissioner Neuendorff to approve all consent items as presented; seconded by Commissioner Gertson; 5 ayes 0 nays; motion carried; it was so ordered.**

**(See Attachments)**

**MINUTES OF THE COLORADO COUNTY  
COMMISSIONER'S COURT REGULAR MEETING**

**April 28, 2025**



**TEXAS**  
Health and Human  
Services

**Texas Department of State Health Services**

Jennifer A. Shuford, M.D., M.P.H.  
*Commissioner*

April 14, 2025

The Honorable Daniel Tyran Prause  
Colorado County  
400 Spring St. Room 107  
Columbus, TX 78934-0236

Dear Judge Prause:

Thank you for your participation in the Tobacco Settlement Distribution Program. Based on the expenditure statement submitted by Colorado County, this letter is notification that the county's 2025 pro rata share of tobacco settlement proceeds is \$50,348.90. The Texas Department of State Health Services certified this amount to the Texas Comptroller of Public Accounts, who will transmit payment to you this month.

Any questions concerning this payment, or the program may be directed to Amira Sutton at [DSHSTobacco@dshs.texas.gov](mailto:DSHSTobacco@dshs.texas.gov).

Sincerely,

A handwritten signature in cursive script that reads "Jodi Garza".

Jodi Garza  
Director, Funds Coordination and Management Branch  
Office of the Chief Financial Officer

cc: County Auditor

**MINUTES OF THE COLORADO COUNTY  
COMMISSIONER'S COURT REGULAR MEETING**

**April 28, 2025**

---

**TEXAS COMMISSION ON JAIL STANDARDS**

---

EXECUTIVE DIRECTOR  
Brandon S. Wood



P.O. Box 12985  
Austin, Texas 78711  
Voice: (512) 463-5505  
Fax: (512) 463-3185  
Agency Website: <http://www.tcjs.state.tx.us>  
E-mail Address: [info@tcjs.state.tx.us](mailto:info@tcjs.state.tx.us)

April 22, 2025

Sheriff Justin Lindemann  
Colorado County Sheriff's Office  
P. O. Box 607  
Columbus, TX 78934-0607

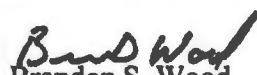
Dear Sheriff Lindemann,

The most recent limited compliance review of the Colorado County Jail on April 21, 2025, by Texas Commission on Jail Standards Inspector Michael Garrett has demonstrated that your facility remains in compliance with Texas Minimum Jail Standards.

Enclosed you will find the requirement review of areas that were reviewed for the Colorado County Jail.

If you have any questions, please feel free to contact me.

Sincerely,

  
Brandon S. Wood  
Executive Director

BW/cw

cc: Judge Ty Prause, Colorado County

**\*\*Note:** Please be advised that one or more areas of technical assistance was provided. The Requirements Review has been attached for your review to ensure that you are fully aware of the issue. Failure to address the technical assistance areas in a timely manner may result in the issuance of a notice of non-compliance.



MINUTES OF THE COLORADO COUNTY  
COMMISSIONER'S COURT REGULAR MEETING

April 28, 2025



**Texas Commission on Jail Standards**

Colorado

Columbus Tx

April 21, 2025  
Date(s) of Inspection

SUBJECT: **Limited Compliance Review Report**

State Law requires periodic inspections of county jail facilities (VTCA, Local Government Code, Chapter 351, VTCA, Government Code, Chapter 511; Chapter 297.8, Texas Commission on Jail Standards).


- ☐ The facility was inspected on the date(s) indicated above, and it was determined that deficiencies exist. You are urged: (1) to give these areas of noncompliance your serious and immediate consideration; and (2) to promptly initiate and complete appropriate corrective measures. The Commission is available to discuss or assist you with the appropriate corrective measures required.



Failure to initiate and complete corrective measures following receipt of the Notice of Noncompliance may result in the issuance of a Remedial Order (Chapter 297.8, et seq.).

- ☒ This facility was inspected on the date(s) indicated above. There were no deficiencies noted and upon review of this report by the Executive Director of the Texas Commission on Jail Standards, a certificate of Compliance may be issued per the requirements of VTCA, Chapter 511 and Texas Minimum Jail Standards.

Authenticated:

Inter-Office Use Only

  
Michael Garrett, TCJS Inspector

	<u>4/22/2025</u>
Received by:	Date
	<u>4/22/2025</u>
Reviewed by:	Date

cc: Judge  
Sheriff

Individuals and/or entities regulated by the Texas Commission on Jail Standards shall direct all complaints regarding the commission procedures and functions to the Executive Director at: P.O. Box 12985 Austin, Texas 78711 (512) 463-5605 Fax (512) 463-3185 or at our agency website at [www.tcjs.state.tx.us](http://www.tcjs.state.tx.us).

**RECEIVED**

By Cathi Williamson at 6:22 am, Apr 22, 2025

MINUTES OF THE COLORADO COUNTY  
COMMISSIONER'S COURT REGULAR MEETING  
April 28, 2025

TEXAS COMMISSION ON JAIL STANDARDS

County:	Colorado		
Sheriff	Justin Lindemann	Judge:	Ty Prause
email	justin.lindemann@co.colorado.tx.us	email	ty.prause@co.colorado.tx.us
Jail Administrator:	Ashley Laake	Inspector:	Michael Garrett, TCJS Inspector
email	ashley.laake@co.colorado.tx.us		michael.garrett@tcjs.state.tx.us

Last Inspection	May 30, 2024	Compliant	Yes	Inspection Date(s)	April 21, 2025
Remedial Order	No	Effect:			
Reportable Incidents (Previous 12 month History)	Fires 0	Escapes 0	AT 0	Contract Inmates Housed	
	Deaths 0	Walkaway 0	FOR 0	Austin Co	8
	Suicides 0	Secured 0		Austin Co	1
Date Plans Approved	March 4, 2021				

1. Facility Name	Colorado Co Jail	Drill Time	LCR
Address	2216 Walnut	Zip Code	78943
City	Columbus	State	Tx
Phone #	(979) 732-2388	Fax #	(979) 732-6443
Built	1995	Renovated	NA
Type	Max	Addition	NA
	Number of Variances		0
2. Facility Name		Drill Time	
Address		Facility Capacity	
City		Average Daily Population	
Phone #		Housing Total this Date	
Built		Holding Total this Date	
Type			
3. Facility Name		Drill Time	
Address		Facility Capacity	
City		Average Daily Population	
Phone #		Housing Total this Date	
Built		Holding Total this Date	
Type			

Housing Capacity 99	Holding Capacity 22	Females 4 (Female Population Today)
Cells Capacity	Cells Capacity	# of Cells 3
Sep Cells 9	Holding Cells 1	# of Bunks 10
Single Cells 42	Detoxification Cells 2	
M.O. Cells 6	Violent Cells 1	
Dorms 0		
Neg Press Cells 0		
Medical Cells 0		
Notes:	Construction Security Level	Contract Inmates
	Minimum Capacity 0	100 + Capacity (30% + Non - TX)
	Medium Capacity 0	<input type="checkbox"/> Yes <input checked="" type="checkbox"/> No
	Maximum Capacity 99	

Population: Housing 52	Hold/Detox/Violent 3	Total System Population 55
(During Inspection)		
Total Inspection Time 4 hours	Total Average Daily Population 70.69	
Interview with Court Representative <input type="checkbox"/> Yes <input checked="" type="checkbox"/> No		

Sheriff

Briefed by phone  
Jail Administrator

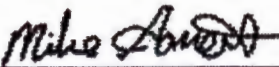
Commissioners Court Representative

RECEIVED  
By Cathi Williamson at 6:22 am, Apr 22, 2025



**MINUTES OF THE COLORADO COUNTY  
COMMISSIONER'S COURT REGULAR MEETING  
April 28, 2025**

**TEXAS COMMISSION ON JAIL STANDARDS - INSPECTION REQUIREMENTS REVIEW**



Michael Garrett, TCJS Inspector

Facility Name: Colorado

Date: April 21, 2025

Chapter	Title	Comments
259	New Construction	Not applicable
261	Existing Construction	Not applicable.
263	Life Safety	Reviewed life safety documentation and received photographic evidence that the fire panel has been inspected and is indicating "Normal" mode.
265	Admission	Reviewed observation checks for booking and detoxification cells.
267	Release	Not applicable
269	Records/Procedures	Reviewed facility operational plans.
271	Classification	Reviewed a random selection of #5 inmate files. Reviewed internal classification audits. Reviewed policy.
273	Health Services	Reviewed #5 MARs, suicide/mental health screening forms, CCQ, and magistrate notifications. Reviewed restraint logs. <b>Technical Assistance Provided-</b> The Inspector reviewed 7 restraint chair logs containing 199 observation entries. Out of the 199 entries, the Inspector found that 4 entries were over the 15-minute observation requirement by 5 minutes up to 9 minutes. The Inspector brought this to the attention of the Jail Administrator and reminded them that persons in restraints shall be observed and documented at not more than every 15 minutes. <b>Follow-up Required-</b> Within 30 days, the Jail Admin will conduct documented follow-up training with all staff, to include observation and documentation requirements as outlined in Jail Standards 273.6 (5). Jail Admin will send the Inspector a copy of the completed training and completed restraint chair logs for review. Restraint logs will be sent to the Inspector for up to 60 days.
275	Supervision	Reviewed all #20 officer TCOLE certification records. Reviewed officer documentation. Reviewed 30 and 60 minute observation checks.
277	Personal Hygiene	Not applicable.
279	Sanitation	Not applicable.
281	Food Service	Reviewed food service documentation.
283.1	Discipline	Reviewed #13 disciplinary hearing records.
283.3	Grievance	Reviewed #9 Inmate grievance/complaints.
285	Exercise	Reviewed recreation logs.
287	Education/Library	Not applicable.
289	Work Assignments	Not applicable.
291.1	Telephone	not applicable.
291.2	Correspondence	Not applicable.
291.3	Commissary	Not applicable.
291.4	Visitation	Not applicable.
291.5	Religious Practices	Not applicable.
xxx	Variances	Not applicable.
xxx	Remedial Orders	Not applicable.
xxx	Complaints	Not applicable.
xxx	CCQ	CCQ inquiries are being submitted through TLETS as required.

**RECEIVED**

By Cathi Williamson at 6:22 am, Apr 22, 2025



**MINUTES OF THE COLORADO COUNTY  
COMMISSIONER'S COURT REGULAR MEETING  
April 28, 2025**

**TEXAS COMMISSION ON JAIL STANDARDS  
Technical Assistance**

Facility Name: Colorado

Date: April 21, 2025

*Michael Garrett*

Michael Garrett, TCJS Inspector

Item	Section	Paragraph	Comments
------	---------	-----------	----------

1	273.6	(5)	<p>Inmates exhibiting behavior indicating that they are a danger to themselves or others shall be managed in such a way as to minimize the threat of injury or harm. If restraints are determined to be necessary, they shall be used in a humane manner, only for the prevention of injury, and not as a punitive measure.</p> <p>(5) Documentation of use of restraints shall include, but not be limited to the following: the events leading up to the need for restraints, the time the restraints were applied, the justification for their use, observations of the inmate's behavior and condition, the 15-minute checks and the time the restraints were removed.</p>
---	-------	-----	--

The Inspector discovered that restraint chair logs exceeded the 15-minute requirement by 5 to 9 minutes.

**RECEIVED**

By Cathi Williamson at 6:22 am, Apr 22, 2025

**MINUTES OF THE COLORADO COUNTY  
COMMISSIONER'S COURT REGULAR MEETING**

**April 28, 2025**

Docusign Envelope ID: 448703CC-5F41-4E79-ACBC-7A50B6FC4B41



**KEN PAXTON**  
ATTORNEY GENERAL OF TEXAS

April 16, 2025

To: OAG SAVNS Grantees

Re: Service Agreement Between OAG SAVNS Grantees and SylogistGov, Inc.

Dear SAVNS Grantee:

The Office of the Attorney General (OAG) recently issued a new contract to SylogistGov, Inc. to provide victim notification software for Texas' Statewide Automated Victim Notification Service (SAVNS) program. This replaces the previous software used by your county, Texas VINE, operated by Appriss Insights, LLC. The transition to the new vendor will be completed by August 31, 2025.

As we begin this important transition, the OAG asks for your partnership on several key steps ahead. A critical next action is executing the **enclosed Service Agreement** between your entity and SylogistGov, Inc. The agreement mirrors the Service Agreement language signed in previous years by your entity with Appriss Insights, LLC.

**Due to the compressed timeline referenced above, we respectfully request expedited review and execution of the Service Agreement by May 16, 2025.** Delays beyond this date may affect Sylogist's ability to fully transition victim notification services for your county by the deadline of August 31, 2025—potentially causing service disruptions that we must avoid. It is the top priority of the OAG to ensure a smooth transition and the continuity of victim notifications service operations for your county. We are here to assist in this process in any way that we can.

SylogistGov, Inc. will contact your county directly begin onboarding with your SAVNS program staff, IT points of contact, and your jail management and court management system vendors. The OAG Grants Administration Division has also shared several critical communications in recent weeks outlining these next steps that we encourage you to review.

For any questions regarding the enclosed Service Agreement or the transition generally, please reach out to:

- Julie Wise, Sylogist – Julie.Wise@sylogist.com
- Jimmy Bailey, OAG Crime Victim Services Division –Jimmy.Bailey@oag.texas.gov

Thank you for your continued partnership and commitment to ensuring uninterrupted notification services for crime victims across Texas.

Respectfully,

A handwritten signature in black ink, appearing to read "Alisha Jackson".

Alisha Jackson  
Grants Administration Division Chief

**MINUTES OF THE COLORADO COUNTY  
COMMISSIONER'S COURT REGULAR MEETING**

**April 28, 2025**

Docusign Envelope ID: 448703CC-5F41-4E79-ACBC-7A50B6FC4B41

**PARTICIPATING ENTITIES SERVICES AGREEMENT FOR THE  
STATEWIDE AUTOMATED VICTIM NOTIFICATION SERVICE (SAVNS)**

**CONTRACT NUMBER: 52025-SYZ-Colorado County**

The Office of the Attorney General (OAG) is the Texas State agency tasked with providing a Statewide Automated Victim Notification Service (SAVNS) to a variety of political subdivisions of the State of Texas, including counties, county Sheriffs, Community Supervision Departments, courts, clerks, district attorneys, county attorneys, and others that are participating in the SAVNS ("Participating Entities"). The OAG conducted a competitive solicitation and contracted with SylogistGov, Inc. as the statewide vendor to provide SAVNS to each of the Participating Entities.

This Agreement is entered into by and between the Colorado County ("Named Entity"), and SylogistGov, Inc. ("Contractor"), (collectively, "the Parties").

**1. Purpose of the Agreement.**

This Participating Entities Services Agreement ("Agreement") is issued in order for Contractor to provide all of the SAVNS services to ("Named Entity") as described in the Contract Documents referenced in Section 5 of this Agreement which are fully incorporated herein by reference.

**2. Contract Term.**

This Agreement shall be effective upon execution and the subscription term for the SAVNS solution shall begin on May 1, 2025 when modification and access to the Integrated Victim Services System (IVSS) is initiated. The agreement shall end on August 31, 2026. The Agreement may be renewed for two (2) optional, two (2) year renewal terms, only to the extent the OAG Contract No. C-02213 for SAVNS remains in effect and is renewed. Any such renewals shall be subject to the requirements of this Agreement and all of the Contract Documents referenced in Section 5 of this Agreement. For clarity, all of the terms regarding Termination shall apply to this Agreement as set out in the OAG Contract No. C-02213 for SAVNS referenced in Section 5 of this Agreement and incorporated herein, and the Named Entity/Participating Entity has all of the same requirements, rights, and remedies as the OAG as set out in the Termination sections of that Contract.

**3. Compensation and Invoicing.**

The Parties stipulate and agree that the total amount to be paid to Contractor in consideration of full and satisfactory performance of all Contractor's duties, services, and obligations as set forth in this Agreement shall be billed on a recurring bi-annual basis, in accordance with Form B – SAVNS Pricing, and not to exceed the bi-annual fee per calendar year, in accordance with the Contract Documents referenced in Section 5 of this Agreement which are incorporated herein.

The SAVNS services shall be performed for the bi-annual fee, which will be billed and invoiced in accordance with Form B – SAVNS Pricing and pursuant to the terms of this Agreement. Invoices will contain all pertinent information such as this Agreement's contract number, the dates of services rendered, and outages or performance issues, if any, all in accordance with the Contract Documents referenced in Section 5 of this Agreement.

**4. Appropriated Funds.**

Payments are subject to the availability of appropriated funds. Whereas OAG provides grant funds to the Participating Entities as a reimbursement of the bi-annual fees due hereunder, Contractor acknowledges and agrees that payments for Participating Entity Services provided are contingent upon OAG's receipt of funds appropriated by the Texas Legislature.



**MINUTES OF THE COLORADO COUNTY  
COMMISSIONER'S COURT REGULAR MEETING  
April 28, 2025**

Docusign Envelope ID: 448703CC-5F41-4E79-ACBC-7A50B6FC4B41

**PARTICIPATING ENTITIES SERVICES AGREEMENT FOR THE  
STATEWIDE AUTOMATED VICTIM NOTIFICATION SERVICE (SAVNS)**

CONTRACT NUMBER: 52025-SYZ-Colorado County

**5. Contract Documents and Order of Precedence.**

This Agreement consists of the following documents in order of precedence:


- a. This Agreement;
- b. OAG Contract C-02213 for SAVNS;
- c. SAVNS RFP dated February 14, 2025; and
- d. Contractor's response to SAVNS RFP dated March, 7 2025.

Each of the above-referenced documents, together with all of their attachments and supporting documents, are hereby incorporated into this Agreement by reference.

**6. Entire Agreement.**

The Parties acknowledge that this Agreement constitutes the entire understanding between them with respect to the SAVNS. No other agreements or understandings, whether written or oral, that are not contained in this Agreement and its supporting Contract Documents shall be binding or valid.

Colorado County

Signed by:  
  
2392A6B8079C449...

Ty Prause, County Judge

4/23/2025

Date

SylogistGov, Inc.



Nathan Branscome  
Senior Director VSS

April 16, 2025

Date

**MINUTES OF THE COLORADO COUNTY  
COMMISSIONER'S COURT REGULAR MEETING**

**April 28, 2025**

Docusign Envelope ID: 448703CC-5F41-4E79-ACBC-7A50B6FC4B41

**Texas SAVNS Modernization Project - FAQs**

**SAVNS Modernization Project FAQs**

**1. Service Agreement Overlap:**

- A. Why does Sylogist need a service agreement with the county now, when their victim notification services to counties doesn't begin until September 1, 2025?

**Response: Before Sylogist begins working directly with counties and their contracted JMS/CMS vendors to establish the data exchange, Sylogist must receive an agreement from the county's authorized official. This is to protect the county and Sylogist.**

- B. Can the County enter into the new agreement with SylogistGov, Inc. while the current agreement with Appriss is still in effect until August 31, 2025?

**Response: Yes. There is no conflict of interest or duplicity of services provided to the counties based on having a service agreement with Appriss and Sylogist.**

- C. If the county enters an agreement with Sylogist while concurrently receiving victim notification services from Appriss (VINES), will the county receive invoices from both Sylogist and Appriss during the overlap period?

**Response: No. Sylogist will not invoice counties for victim notification services provided by Appriss. Because the OAG's contract with Appriss expires on August 31, 2025, counties will receive invoices from Appriss for services provided through August 31, 2025, in accordance with the invoicing schedules currently in place between the county and Appriss.**

- D. How will the agreement overlap period affect the county's grant agreement with the OAG?

**Response: There will be no effect on the grant agreement. Counties participating in the OAG's SAVNS Grant program will continue to receive funds based on the terms of the grant agreement, whether the notification services are provided by Appriss or Sylogist.**

**2. Transition of Payments:**

- A. Will the county continue paying Appriss under the existing contract until August 31, 2025, and then switch payments to Sylogist?

**Response: Yes, counties will pay Appriss for notification services under their existing service agreements with Appriss and based on the terms of the OAG's contract with Appriss. Both the OAG's contract with Appriss, and the county's service agreement with Appriss expire (terminate) on August 31, 2025. Payments to Sylogist will be based on notification services provided to OAG's SAVNS grant program's participating entities (jails and/or courts) beginning on September 1, 2025.**

- B. When will the county expect to start making payments to Sylogist after signing the service agreement?

**Response: Counties who are currently OAG SAVNS grant recipients, will begin receiving invoices for notification services after September 1, 2025 for the participating entities (jails and/or courts) included in the grant agreement. Currently, counties are invoiced by Appriss on a quarterly basis. After September 1, 2025, counties may be allowed to negotiate with Sylogist to offer either quarterly or semi-annual invoicing models for the participating entities (jails and/or courts) included in the grant agreement with the OAG.**

- C. Will the county be obligated to pay Sylogist for a start-up or implementation fee based on the county's service agreement with Sylogist?

**Response: No. For participating entities (jails and/or courts) who are currently OAG SAVNS grant recipients, Sylogist will not invoice for start-up or implementation costs. These costs**

MINUTES OF THE COLORADO COUNTY  
COMMISSIONER’S COURT REGULAR MEETING  
April 28, 2025

Docusign Envelope ID: 448703CC-5F41-4E79-ACBC-7A50B6FC4B41

have been waived for the participating entities (jails and/or courts) included in the grant agreement with the OAG.

3. Costs:

A. Will the cost change between the OAG’s SAVNS vendors, and will the county be affected by the cost change if there is one?

Response: For counties who have participating entities (jails and/or courts) included in the grant agreement with the OAG, the grant program will reimburse the costs incurred for Sylogist’s victim notification services for jails and/or courts. There is no fiscal impact to counties. Sylogist will not invoice for start-up or implementation costs. These costs have been waived for the participating entities (jails and/or courts) included in the grant agreement with the OAG.

B. For fiscal planning and budgeting, what can the county expect to be invoiced for Sylogist’s victim notification services beginning on September 1, 2025?

Response: The table below illustrates Sylogist’s pricing based on county population. The OAG and Sylogist reference the Texas State Demographer for annual county population estimates.

Pricing Tiers	Population Start	Population End	Startup & Implementation Costs*	Annual Jail Service Fee	Annual Court Service Fee*	Total Annual Fee per Tier (both Jails and Courts)**
0	5,000,000	Unlimited	\$3500	\$130,655	\$33,451	\$164,116
1	3,000,000	4,999,999	\$2500	\$102,774	\$26,186	\$128,960
2	2,000,000	2,999,999	\$2500	\$74,465	\$18,966	\$93,431
3	1,000,000	1,999,999	\$2500	\$52,227	\$12,995	\$65,222
4	400,000	999,999	\$1750	\$36,731	\$9,139	\$45,870
5	250,000	399,999	\$1750	\$24,445	\$6,194	\$30,639
6	100,000	249,999	\$1750	\$12,268	\$3,052	\$15,320
7	50,000	99,999	\$1750	\$8,394	\$2,088	\$10,482
8	20,000	49,999	\$1500	\$5,452	\$1,180	\$6,632
9	0	19,999	\$1500	\$3,444	\$857	\$4,301

\*Startup & Implementation costs are waived for all present participants in the OAG SAVNS Grant program who participate in Phase I of the project.

\*\*Pricing for courts is per required data exchange. For example, if a county has a district court and a county court that utilize the same CMS system, and that system transmits data for notification through one file or one API connection then it is priced as one. If multiple courts in one jurisdiction utilize different CMS vendors, or they are separate systems from one vendor requiring more than one interface, then court pricing is per interface.



**MINUTES OF THE COLORADO COUNTY  
COMMISSIONER'S COURT REGULAR MEETING**

**April 28, 2025**

DocuSign Envelope ID: 448703CC-5F41-4E79-ACBC-7A50B6FC4B41

OAG CONTRACT NUMBER: C-02213

This contract, number C-02213 ("Contract"), is entered into by and between the Office of the Attorney General ("OAG"), an agency of the State of Texas, and SylogistGov, Inc. ("Contractor"), (collectively, "the Parties").

**1. Purpose of the Contract.**

Office of the Attorney General agrees to purchase, and Contractor agrees to provide, services to OAG as described in the associated documents. This Contract is issued for the development, implementation, and execution of a Statewide Automated Victim Notification Service (SAVNS) solution.

**2. Total Amount and Limitation of Liability.**

The total amount of the Contract, and maximum liability of the State of Texas under this Contract, is \$10,591,290.00, and the payment method(s) shall be as specified in the associated documents.

In no event and under no circumstance will Contractor's cumulative aggregate liability to OAG (including liability to any person whose claim is based on or derived from a right or rights claimed by OAG and Participating Entities, as defined elsewhere in the Contract Documents), with respect to any and all claims at any and all times arising from or related to the subject matter of this Contract, in contract, tort (including negligence), or otherwise, exceed the total value of this Contract.

**3. Funding Obligation.**

This Contract is contingent upon continued availability of funding. If funds become unavailable through lack of appropriations, budget cuts, transfer of funds, amendment to the Appropriations Act, or any other disruptions of current or future appropriated funding for this Contract, then OAG may restrict, reduce, or terminate funding under this Contract. In the event of a termination or cancellation under this Section, OAG will not be liable to Contractor for any damages that are caused or associated with such termination, or cancellation, and OAG will not be required to give prior notice.

**4. Payee.**

The Parties agree that the following payee is entitled to receive payment for services rendered by Contractor or goods received under this Contract:

**Name:** SylogistGov, Inc.

**Address:** 10354 W Chatfield Ave, Ste. 200, Littleton, CO 80127

**Vendor Identification Number:** 32063985041

**5. Term of the Contract.**

This Contract begins upon signature by all Parties and ends on August 31, 2026.

Optional renewal terms:

1<sup>st</sup> Optional Renewal: September 1, 2026 – August 31, 2028

2<sup>nd</sup> Optional Renewal: September 1, 2028 – August 31, 2030

**MINUTES OF THE COLORADO COUNTY**  
**COMMISSIONER'S COURT REGULAR MEETING**  
**April 28, 2025**

DocuSign Envelope ID: 448703CC-5F41-4E79-ACBC-7A50B6FC4B41

OAG has the option, in its sole discretion, to renew the Contract as provided in the associated Attachments. OAG is not responsible for payment under this Contract before both Parties have signed the Contract.

**6. Authority.**

OAG enters this Contract under authority and in accordance with the State Purchasing and General Services Act (Title 10, Subtitle D, Chapters 2151 through 2176, Texas Government Code).

**7. Contract Documents and Order of Precedence.**

This Contract consists of multiple documents, including, this document ("Core Contract"); Request for Proposal 302-25-02213 (RFP) solicitation documents; Contractor's Response to RFP 302-25-02213; and any attachments, forms, exhibits, and addenda to the foregoing (collectively the "Contract Documents"). No prior agreement or understanding, oral or otherwise, of the Parties or their agents will be valid or enforceable unless embodied in the Contract Documents. In the event of a conflict between the provisions of the Contract Documents, the documents are given the following order of precedence:

- a. OAG Contract No. C-02213;
- b. SAVNS RFP 302-25-02213 dated February 14, 2025; including its exhibits, attachments, forms, service agreement, any Addenda and the OAG Response to Assumptions and Exceptions from SylogistGov, Inc.; and
- c. Contractor's response to RFP 302-25-02213, dated March 7, 2025, including Revised Pricing Form B, received March 20, 2025.

Any changes made to the Contract, whether by edit or attachment, do not form part of the Contract unless expressly agreed to in writing by OAG and Contractor and incorporated herein.

**8. Entire Agreement.**

The Parties acknowledge that this Contract is the entire agreement of the Parties and that there are no agreements or understandings, written or oral, between them with respect to the subject matter of this Contract, other than as set forth in this Contract.

**Office of the Attorney General**

DocuSigned by:  
*Lesley French*  
000CA6B079F8470...  
Lesley French  
First Assistant Attorney General, or designee

3/26/2025 | 5:14 PM CDT

Date

**SylogistGov, Inc.**

DocuSigned by:  
*Grant McLarnon*  
EAC00209EA2041D...  
Grant McLarnon  
Chief Revenue Officer

3/26/2025 | 10:20 AM PDT

Date

**MINUTES OF THE COLORADO COUNTY  
COMMISSIONER'S COURT REGULAR MEETING  
April 28, 2025**

Docusign Envelope ID: 448703CC-5F41-4E79-ACBC-7A50B6FC4B41

***Request for Proposal***

---

***STATEWIDE AUTOMATED VICTIM  
NOTIFICATION SERVICES (SAVNS)***

---

**Requisition Number: requisition number  
CLASS: 952    ITEM: 61**

**Posting Date: February 14, 2025**



**Office of the Attorney General  
State of Texas**



**MINUTES OF THE COLORADO COUNTY**  
**COMMISSIONER'S COURT REGULAR MEETING**  
**April 28, 2025**

Docusign Envelope ID: 448703CC-5F41-4E79-ACBC-7A50B6FC4B41

**TABLE OF CONTENTS**

1	INTRODUCTION .....	1
1.1	Authority.....	1
2	OVERVIEW .....	1
2.1	Background.....	1
2.2	Current Environment.....	1
2.3	Historical Information .....	2
2.4	Scope of Work.....	2
3	DEFINITIONS.....	3
4	PROCUREMENT INFORMATION .....	6
4.1	Point of Contact Information .....	6
4.2	Schedule of Events .....	6
4.3	Questions.....	6
4.4	Addendum.....	7
4.5	Attachments, Exhibits, and Forms .....	7
5	RESPONSE INSTRUCTIONS .....	7
5.1	Response Information.....	7
5.2	Response Submission.....	9
5.3	Response Contents.....	9
5.4	HUB Subcontracting Probability Statement .....	14
6	CONTRACT TERM .....	15
6.1	Initial Term and Renewal .....	15
6.2	Option to Extend .....	15
7	STATEMENT OF WORK .....	16
7.1	General Requirements.....	16
7.2	Technical Requirements .....	16
7.3	Requirements for the Contractor Regarding Participating Entities.....	17
7.4	Requirements for Interested Parties.....	19
7.5	SAVNS Notifications:.....	19
7.6	Data Security and Confidentiality.....	19
7.7	Staffing Requirements .....	20
7.8	Optional Services.....	22
7.9	Training Requirements.....	22
7.10	Implementation Requirements .....	23
7.11	Transition Requirements at Contract Termination .....	25
7.12	Contract Reporting.....	25
7.13	Deliverables Acceptance Process .....	25
7.14	Operational Deliverables.....	25
7.15	OAG Assumptions.....	26
7.16	OAG Responsibilities .....	27
8	CONTRACT MANAGEMENT .....	27
8.1	Performance Management .....	27
8.2	Financial Statements .....	29
8.3	Controlled Correspondence .....	29
8.4	Notices and Liaison .....	29
8.5	Contract Managers .....	30
8.6	Cooperation with the OAG.....	31
8.7	Problem Resolution and Corrective Action Process .....	31
8.8	Subcontracting Approval Required .....	31
8.9	No Assignment by the Contractor .....	31
8.10	Reporting Fraud, Waste or Abuse .....	31
8.11	Dispute Resolution Process for Claims of Breach of Contract .....	32
8.12	Business Continuity and/or Disaster Recovery Requirements .....	32
9	BACKGROUND REVIEWS.....	34

**MINUTES OF THE COLORADO COUNTY**  
**COMMISSIONER’S COURT REGULAR MEETING**  
**April 28, 2025**

Docusign Envelope ID: 448703CC-5F41-4E79-ACBC-7A50B6FC4B41

10 INVOICING.....35

10.1 Submitting Invoices.....35

10.2 Invoice Review .....36

10.3 Billing at Contract Termination or Conclusion.....36

11 AWARD.....36

12 CONTRACT DOCUMENTS.....37

13 PUBLIC INFORMATION ACT .....37

14 INFORMATION PROTECTION PROVISIONS.....38

14.1 General .....38

14.2 Data Security .....39

14.3 Physical and System Security .....41

14.4 Security Audit.....44

14.5 Security Incidents .....45

14.6 Remedial Action .....46

14.7 Commencement of Legal Action .....47

15 TERMS AND CONDITIONS .....47

**MINUTES OF THE COLORADO COUNTY  
COMMISSIONER'S COURT REGULAR MEETING**

**April 28, 2025**

Docusign Envelope ID: 448703CC-5F41-4E79-ACBC-7A50B6FC4B41

---

## **1 INTRODUCTION**

---

The Texas Office of the Attorney General (OAG) is committed to upholding the highest standards of public service by ensuring that its operations are efficient, effective, and responsive to the needs of the people of Texas. The OAG is issuing this Request for Proposal (RFP) to solicit services of a single or multiple Contractor(s) for the development, implementation, and execution of a Statewide Automated Victim Notification Service (SAVNS) while providing the best value to the State of Texas. The OAG is seeking a solution that aligns with its mission to provide notifications of a Defendant's custody status and any changes in scheduled court events, from Participating Entities to Registered Individuals.

This solicitation is a critical step in our ongoing efforts to enhance the capabilities of our office, address emerging challenges, and ensure that we continue to serve the public with integrity and excellence. Through this RFP, the OAG seeks to partner with Contractor(s) who share our commitment to quality and who can contribute to the success of our initiatives.

### **1.1 Authority**

This procurement will be conducted in accordance with the State Purchasing and General Services Act (Title 10, Subtitle D, Chapters 2151 through 2176, Texas Government Code) and the rules of the Comptroller of Public Accounts Statewide Procurement Division (SPD) including, but not limited to, the procedures prescribed by the SPD.

---

## **2 OVERVIEW**

---

### **2.1 Background**

The right to be notified of court proceedings is one of the most fundamental rights afforded to crime victims in Article 1, Section 30 of the Texas Constitution and Article 56A.051 of the Texas Code of Criminal Procedure. The Texas Legislature appropriates funds to the OAG to assist county and state entities in establishing, maintaining, and operating an information and notification service for the victims of crime in Texas.

This RFP is for a contracted, SAVNS software as a service (SAAS) for a Statewide Automated Victim Notification System (SAVNS) Solution that shall support Texas state agencies and counties with notifications of a Defendant's and Offender's custody status and any changes in scheduled court events to Registered Individuals.

### **2.2 Current Environment**

The OAG currently provides automated victim notification services (via contract) for approximately 150 Participating Entities, including County Jails, County Courts, and the El Paso Community Supervision and Corrections Department (CSCD). See Form B Pricing for a list of Participating Entities.

A potential vulnerability of SAVNS is the possible release of inappropriate information to victims and registered entities. Examples could include sealed case data, juvenile case data, civil case information, and expunged cases. Over twenty software solutions are used by counties in Texas to manage courts, jails, and records. The selected Contractor for SAVNS shall address this potential vulnerability, demonstrate mitigation strategies/options, and create functional and programming options to prevent counties from transmitting inappropriate information from their own software solution into the SAVNS database.



**MINUTES OF THE COLORADO COUNTY**  
**COMMISSIONER’S COURT REGULAR MEETING**  
**April 28, 2025**

Docusign Envelope ID: 448703CC-5F41-4E79-ACBC-7A50B6FC4B41

**2.3 Historical Information**

Approximate Number of Defendants to be Tracked (during a year)	Over 500,000
Approximate Number of Court cases to be Tracked (during a year)	Over 2,000,000
Approximate Number of Calls to toll-free line per month Note: This includes only calls to the Contractor’s Call Center. The call can be either automated or contractor-agent-assisted, depending on the needs(s) of the caller.	Over 25,000
Average Length of Call	Less than 3 minutes
Expected Performance Service Level	98% of calls answered within 90 sec
Average number of Calls to toll-free line per month that were Contractor agent-assisted	10,000
Average number of Calls to toll-free line per month to conduct a Site Search	25,000
Approximate Number of New Registrations per year	250,000
Approximate Number of Confirmed notification calls	100,000
Approximate Number of e-mail notifications	175,000
Approximate Number of text message notifications	400,000
Statewide Coverage – Population	95%
Statewide coverage – Reported Violent Crime	98%
Approximate Number of Website searches.	Between 300,000 and 400,000 per month.

**2.4 Scope of Work**

The Contractor shall provide a cost-effective and efficient, user-centric SAVNS Solution that allows victims and criminal justice professionals in Texas counties to have access to Defendant information, as outlined in Exhibit B, Data Elements. The SAVNS Solution should integrate information from county and state jail management systems (JMS), county and district court management systems (CMS), and other records management systems (RMS) from judicial and corrections entities in Texas.

The SAVNS Solution must be a reliable, scalable, and flexible platform that can provide near-real-time data and notifications. In addition, the Solution must provide OAG management and counties with access to the database, enabling them to view near-real-time dashboards and create ad hoc reports. It must include a toll-free statewide number and a website with easy entry points for victims to receive standard information and notifications on Defendant status and court events.

- General services performed by the Contractor’s SAVNS Solution include but are not limited to:
- Development, implementation, operation, maintenance, and monitoring of a statewide victim notification system.
  - Programmed controls to ensure that information available to registered users (victims and Interested Parties) does not contain information prohibited from public disclosure.
  - Implementation of a toll-free statewide number and website for registering for notifications.
  - Development and implementation of a Call Center that is available 24 hours a day, seven days a week.

**MINUTES OF THE COLORADO COUNTY**  
**COMMISSIONER’S COURT REGULAR MEETING**  
**April 28, 2025**

Docusign Envelope ID: 448703CC-5F41-4E79-ACBC-7A50B6FC4B41

- Data Interfaces with county and state level JMS, CMS, and RMS systems that ensure Defendant Status Changes are reflected and also updated in SAVNS to prevent public access where prohibited by law, including removal of cases that are no longer subject to public disclosure.
- Oversight of final implementation and sustained notification system maintenance and monitoring.

The OAG will not host the SAVNS system on its servers or house and staff a Call Center. The Contractor shall be required to host the SAVNS system either on its own servers or on a secure “cloud” network that meets Criminal Justice Information System (CJIS) requirements. All services performed by the Contractor must be performed within the contiguous United States.

The OAG and Contractor shall establish a business model with two major components:

1. OAG SAVNS Contract consisting of documents referenced in Section 12 Contract Documents of this RFP and
2. SAVNS Participating Entities Services Agreement. Each Participating Entity shall enter a services agreement with the OAG SAVNS Contractor. A draft copy of the Participating Entities Services Agreement is attached to this RFP; see Exhibit A: Participating Entities Services Agreement.

**3 DEFINITIONS**

When capitalized, the following terms used in this RFP have the meaning set forth below. All other terms have the meaning set forth in the Merriam-Webster’s Collegiate Dictionary, Eleventh edition.

Table 1: Terms and Definitions

Term	Definition																				
Addendum	A modification of the RFP issued by the OAG and posted on the ESBD.																				
BAFO	<b>B</b> est and <b>F</b> inal Offer																				
BC/DR	Business Continuity/Disaster Recovery																				
Booking	After the Defendant is placed into custody, the arrest record is made by obtaining all necessary information from the Defendant. This process is called “booking” the Defendant.																				
Booking Record	A record of an arrest.																				
Business Day	<p>The days (Monday through Friday) on which the OAG is open for business. The OAG is closed for business on the scheduled holidays indicated below. If a scheduled holiday falls on a weekend, the holiday is generally not observed. The OAG Contract Manager or designee will communicate any variation from the standard holiday schedule as it becomes known.</p> <table><tr><td>Holiday</td><td>When Observed</td></tr><tr><td>New Year’s Day</td><td>January 1</td></tr><tr><td>Martin Luther King, Jr. Day</td><td>Third (3<sup>rd</sup>) Monday in January</td></tr><tr><td>Presidents’ Day</td><td>Third (3<sup>rd</sup>) Monday in February</td></tr><tr><td>Memorial Day</td><td>Last Monday in May</td></tr><tr><td>Independence Day</td><td>July 4</td></tr><tr><td>Labor Day</td><td>First (1<sup>st</sup>) Monday in September</td></tr><tr><td>Veterans’ Day</td><td>November 11</td></tr><tr><td>Thanksgiving holidays</td><td>Fourth (4<sup>th</sup>) Thursday &amp; Friday in November</td></tr><tr><td>Christmas holidays</td><td>December 24, 25 and 26</td></tr></table>	Holiday	When Observed	New Year’s Day	January 1	Martin Luther King, Jr. Day	Third (3 <sup>rd</sup> ) Monday in January	Presidents’ Day	Third (3 <sup>rd</sup> ) Monday in February	Memorial Day	Last Monday in May	Independence Day	July 4	Labor Day	First (1 <sup>st</sup> ) Monday in September	Veterans’ Day	November 11	Thanksgiving holidays	Fourth (4 <sup>th</sup> ) Thursday & Friday in November	Christmas holidays	December 24, 25 and 26
Holiday	When Observed																				
New Year’s Day	January 1																				
Martin Luther King, Jr. Day	Third (3 <sup>rd</sup> ) Monday in January																				
Presidents’ Day	Third (3 <sup>rd</sup> ) Monday in February																				
Memorial Day	Last Monday in May																				
Independence Day	July 4																				
Labor Day	First (1 <sup>st</sup> ) Monday in September																				
Veterans’ Day	November 11																				
Thanksgiving holidays	Fourth (4 <sup>th</sup> ) Thursday & Friday in November																				
Christmas holidays	December 24, 25 and 26																				
Business Hours	On Business Days, 7:00 a.m. to 6:00 p.m. Local Time																				
Call Center	Central location, which utilizes a single toll-free telephone number, for the Integrated Voice Response (IVR) system and live operators or personnel.																				

**MINUTES OF THE COLORADO COUNTY**  
**COMMISSIONER'S COURT REGULAR MEETING**  
**April 28, 2025**

Docusign Envelope ID: 448703CC-5F41-4E79-ACBC-7A50B6FC4B41

Term	Definition
Contract	Any contract resulting from this RFP, consisting of the Contract document(s) as described in <u>Section 12 Contract Documents</u> .
Contractor	The vendor(s) awarded the Contract(s) resulting from this RFP.
Contractor Agent(s)	Contractor's officials, employees, agents, consultants, Subcontractors, and representatives, and all other persons that perform Contract services on Contractor's behalf
Controlled Correspondence	Numbered and tracked correspondence regarding Contract-related issues
Conversion	The conversion from a previous notification system to the SAVNS.
CTCM	Certified Texas Contract Manager
CTCD	Certified Texas Contract Developer
Data Interface	The automated data link between Participating Entity data systems and the Contractor-provided Call Center system.
Defendant	A person who has been charged with a criminal offense against a person under Texas law.
Defendant Status Change	Any notification or change in a Defendant's custody or court status.
Deliverable	An artifact or collection of artifacts and/or documents the Contractor is required to produce.
EIR	Electronic Information Resources
ESBD	Electronic State Business Daily which is available online at <a href="https://www.txsmartbuy.gov/esbd">https://www.txsmartbuy.gov/esbd</a>
FEIN	Federal Employer Identification Number
HSP	HUB Subcontracting Plan
HUB	Historically Underutilized Business
Information Inquiry	An automated service that allows crime victims and Interested Parties to call a toll-free number twenty-four (24) hours a day, seven (7) days a week, 356 days a year to obtain information on a Defendant's custody or court status.
Interactive Voice Response System	An automated telephone system designed to respond to voice instructions or commands.
Interested Party	Any party that wishes to be notified of a change in a Defendant's custody and/or court status.
Key Staff	Any Contractor's staff in a management or decision-making position regarding the Contract. Key Staff includes the Implementation Project Manager, Contract/Engagement Manager, and Project/Operational Manager.
Local Time	Central Standard Time (CST) or Central Daylight Time (CDT), as is then prevailing, in Austin, Texas
NIGP	National Institute of Governmental Purchasing
OAG	Office of the Attorney General
OAG Protected Data and SAVNS Data	OAG Protected Data and SAVNS Data shall mean all documents, reports, data, records, forms, and other materials maintained by or otherwise obtained from the OAG, the Participating Entities, or any individual registered to receive notifications from the SAVNS system, which includes personally identifiable information, federal tax information, personal health information, criminal justice information, or any information that is classified as confidential or sensitive by federal or state law, by OAG policy, or is defined as "Personal Identifying Information" under Texas Business and Commerce Code §521.002(a)(1) or "Sensitive Personal Information" as defined by Texas



**MINUTES OF THE COLORADO COUNTY**  
**COMMISSIONER'S COURT REGULAR MEETING**  
**April 28, 2025**

Docusign Envelope ID: 448703CC-5F41-4E79-ACBC-7A50B6FC4B41

Term	Definition
	Business and Commerce Code §521.002(a)(2) or any other data or information which: (i) has been marked as confidential by any party; (ii) whose confidential nature has been made known by the OAG, the Participating Entities, or any individual registered to receive notifications under the SAVNS system; or (iii) that due to their character and nature, a reasonable person under like circumstances would treat as confidential.
Offender	A person who commits an illegal act.
Participating Entity	A state agency or Political Subdivision of the State of Texas, including counties, county Sheriffs, Community Supervision Departments, courts, clerks, district attorneys, county attorneys, and others that are participating in the SAVNS.
PAR	Progress Assessment Report – a monthly report that is due with each invoice for the entire life of the contract. The report must be submitted to the OAG HUB coordinator as a condition for payment.
Participating Entities Services Agreement	The model contract attached hereto as Exhibit A that shall be used between the Contractor and the Participating Entities.
Political Subdivisions	Refers to state agencies, counties and any other state or local governmental authority within the state of Texas.
Point of Contact	An individual who serves as a coordinator or focal point for information.
Registered Individual(s)	Individual(s) who have registered with the SAVNS and are to be notified of a Defendant's custody or court status.
Registration	When a victim or other Interested Party provides contact information via the internet or through a Call Center to be notified when a Defendant's custody status or court date changes.
Respondent	Any individual, partnership, or corporation submitting a Response. Unless the Contract clearly indicates otherwise, all terms and conditions of this Contract that refer to Respondent apply with equal force to Contractor.
Response	A Respondent's submission to this RFP
RFP	Request for Proposal – A formal document issued by the OAG to the market or vendor community requesting information or proposal for goods or services (this document)
SAVNS	Statewide Automated Victim Notification Service (SAVNS) - A system that establishes and maintains a statewide automated victim notification service for all entities that elect to participate in the Texas program
SAVNS Data	SAVNS Data shall mean all documents, reports, data, records, forms, and other materials maintained by or otherwise obtained from the OAG, the Participating Entities, or any individual registered to receive notifications from the SAVNS system, without regard to whether such data includes the type of information included in the definition of OAG Protected Data and SAVNS Data.
SAVNS Program Manager	A staff member of the OAG's Grants Administration Division assigned to the day-to-day operations of the SAVNS grant program.
Security Incident	An event that results in accidental or deliberate unauthorized access, loss, disclosure, modification, disruption, or destruction of information or information resources.
Solution	The Contractor's entire Offer including all applications, systems, databases, and website needed to perform the required services.
Subcontractor	An entity that contracts with a prime contractor to work or contribute toward completing work under a purchase order or other contract. The term does not

**MINUTES OF THE COLORADO COUNTY**  
**COMMISSIONER'S COURT REGULAR MEETING**  
**April 28, 2025**

Docusign Envelope ID: 448703CC-5F41-4E79-ACBC-7A50B6FC4B41

Term	Definition
	include employees of the contractor but includes contracted workers who will work on the contract.

**4 PROCUREMENT INFORMATION**

**4.1 Point of Contact Information**

Direct all communication to the Point of Contact (or designee) as shown below. *ANY COMMUNICATION MADE OUTSIDE OF THE POINT OF CONTACT MAY RESULT IN CONTRACTOR DISQUALIFICATION.*

Roxanne D. Koltermann, CTCD, CTCM  
Procurement and Contract Operations Division  
Office of the Attorney General  
P.O. Box 12548 M/C 028  
Austin, TX 78711-2548  
(512) 475-4489  
roxanne.koltermann@oag.texas.gov

Respondents must not contact other OAG personnel concerning this RFP except as permitted by the Point of Contact. The only exception to this requirement is that Respondents may contact the OAG HUB Coordinator directly with questions regarding the proper submission of the HUB Subcontracting Plan (see Section 5.4. HUB Subcontracting Probability Statement). Failure to comply with this requirement may result in disqualification.

All official communication concerning this procurement will be posted as an Addendum on the ESBD. The OAG is not responsible for personally communicating with each potential Respondent for this procurement. Each potential Respondent is solely responsible for checking the ESBD for official OAG communication concerning this procurement.

**4.2 Schedule of Events**

The OAG reserves the right to change the dates shown below.

Table 2: Schedule of Events

Event	Date/Time
Deadline for Submission of Questions	February 21, 2025, 4 p.m. Local Time
Questions and Answers Document Posted	February 28, 2025
Deadline for Submission of Responses	March 7, 2025, 4 p.m. Local Time
Expected OAG Evaluation of Responses	March 14, 2025
Expected Time Period for Discussions (if applicable)	March 14-28, 2025
Expected Contract Award Date	April 1, 2025

**4.3 Questions**

Submit all questions regarding this solicitation via the following link:  
<https://texasoag.bonfirehub.com/opportunities/173499>.

The deadline for submitting questions is the date and time listed in Section 4.2. Schedule of Events.

Questions submitted will be answered at the sole discretion of the OAG in an Addendum posted on the Electronic State Business Daily (ESBD). Answers will be considered official only if they are posted in an Addendum. Using Table 3, all questions should, to the degree possible, cite the specific RFP section, paragraph, and sentence number(s) to which the question refers.

Information in any form other than the materials constituting this RFP and any Addendum will not be binding on the OAG.

Table 3: Questions and Answers Format

MINUTES OF THE COLORADO COUNTY  
COMMISSIONER'S COURT REGULAR MEETING  
April 28, 2025

Docusign Envelope ID: 448703CC-5F41-4E79-ACBC-7A50B6FC4B41

Section#	Paragraph#	Sentence	Question

4.4 Addendum

Should an addition or correction become necessary after an RFP is issued, an Addendum relating to the necessary information will be posted on the ESBD. Respondents are responsible for periodically checking the ESBD for addenda or additional information. *Respondents must acknowledge the Addendum by returning the signature page of the Addendum with the Response.*

4.5 Attachments, Exhibits, and Forms

This RFP includes the following attachments, exhibits, and forms.

Table 4: Attachments

#	Attachments
1	Attachment A- Terms and Conditions
2	Attachment B- Certificate of Destruction for Contractors and Vendors
3	Attachment C- Security Incident Report for Contractors and Vendors

Table 5: Exhibits

#	Exhibits
1	Exhibit A- Participating Entities Services Agreement
2	Exhibit B- Data Elements

Table 6: Forms

#	Forms
A	Respondent's Execution of Proposal and Assurances (with Certification)
B	Pricing
C	Past Performance References
D	Canceled Contract References
E	Respondent Release of Liability (to Reference)
F	Certification Regarding Lobbying
G	Data Security Plan Outline
H	Respondent Information Form
I	Preference to Texas and United States Products and Texas Services
J	Business Continuity/Disaster Recovery Questionnaire
K	Key Staff Past Performance References

5 RESPONSE INSTRUCTIONS

5.1 Response Information

5.1.1 Response Irrevocability



**MINUTES OF THE COLORADO COUNTY**  
**COMMISSIONER'S COURT REGULAR MEETING**

**April 28, 2025**

Docusign Envelope ID: 448703CC-5F41-4E79-ACBC-7A50B6FC4B41

Responses submitted in response to this RFP are irrevocable for 120 calendar days following the Response Due Date (see RFP Section 4.2. Schedule of Events). This period may be extended at the OAG Procurement and Contract Operations Division Director's request only by a Respondent's written agreement.

**5.1.2 Costs Incurred**

Respondents understand that issuance of this RFP in no way constitutes a commitment by the OAG to award a Contract or to pay any costs incurred by a Respondent in the preparation or submission of a Response to this RFP. The OAG is not liable for any costs incurred by a Respondent prior to the issuance of or entering into a formal agreement, Contract, or PO. Costs of developing Responses, preparing for or participating in oral presentations and site visits, or any other similar expenses incurred by a Respondent are entirely the responsibility of the Respondent and shall not be reimbursed in any manner by the State of Texas.

**5.1.3 OAG Rights**

All submitted Responses become the property of the OAG. The OAG reserves the right to use any and all ideas presented in any Response to the RFP. Selection or rejection of any Response does not affect this right.

The rights of the OAG include, but are not limited to:

1. Cancelling the RFP at its sole discretion
2. Suspending the procurement process and issuance of RFP addenda
3. Rejecting, in whole or in part, any and all Responses received in response to this RFP
4. Waiving administrative deficiencies and/or minor technicalities in Responses received
5. Utilizing any and all ideas submitted in the Responses received
6. Directing any Respondent to submit Response modifications addressing subsequent RFP addenda
7. Eliminating any requirements that are not met by all Respondents upon notice to all parties submitting Responses
8. Making typographical corrections to Responses, with the written concurrence of the Respondent
9. Changing computational errors with the written concurrence of the Respondent
10. Requesting Respondents to clarify their Responses and/or submit additional information pertaining to their Response
11. Making an award without:
  - a) Requesting clarification of Responses
  - b) Allowing modifications of the Responses
  - c) Discussing and/or negotiating the Responses
  - d) Requesting a BAFO

**5.1.4 Ethics of the Competitive Process**

To ensure the integrity of the competitive process, a Respondent may not directly or indirectly communicate any of the contents of its Response to:

- a competitor of the Respondent
- any other company, corporation, firm, partnership, individual, or related entities of the same parent company engaged in the same line of business as the Respondent
- a related entity of the Respondent engaged in the same line of business as the Respondent
- any other party, other than the OAG POC.

*This prohibition is in effect during the preparation of the Response and while the Response is pending with the OAG, including the negotiation and finalization of any resulting Contract.* In this context, the term "related entities" includes, but is not limited to, affiliates, subsidiaries, associates, branches, and divisions. It does not include entities that may occasionally enter into teaming agreements with one another to provide services under a contract with a third party but otherwise have no legal relationship with each other. The Respondent may communicate with

**MINUTES OF THE COLORADO COUNTY  
COMMISSIONER'S COURT REGULAR MEETING**

**April 28, 2025**

Docusign Envelope ID: 448703CC-5F41-4E79-ACBC-7A50B6FC4B41

teaming partners, Subcontractors, and other entities that are part of the Respondent's offer as long as they are not part of another offer.

When a related entity of the Respondent (whether related at the time Responses are due or at any time thereafter) submits a competing Response, the OAG may require additional information to ensure each separate offer is independent.

Failure to provide or fully disclose all such information immediately upon any recognition of ethical violation(s) may, at OAG discretion, disqualify Respondent or result in the termination of any resulting Contract. *RESPONDENT HAS AN ONGOING DUTY TO UPDATE ALL INFORMATION INCLUDED IN ITS OFFER AT ANY TIME THAT SUCH INFORMATION CHANGES.*

## **5.2 Response Submission**

### **5.2.1 Response Delivery**

Submit the Response via this link: <https://texasoag.bonfirehub.com/opportunities/173499>.

### **5.2.2 Response Organization**

The Response must be signed and contain a paginated table of contents corresponding to the following sections:

- Section 1: Company Qualifications
- Section 2: Solution
- Section 3: Financial Assurance
- Section 4: Assumptions and Exceptions
- Section 5: Proprietary or Confidential Information
- Section 6: HUB Subcontracting Probability Statement
- Section 7: Forms
- Section 8: Pricing
- Section 9: Technology Accessibility
- Section 10: Information Protection Provisions

### **5.2.3 Timeliness of Response**

To be eligible for consideration, Responses must be received by the OAG sole Point of Contact no later than the date and time specified in Section 4.2. Schedule of Events. Late Responses will not be considered under any circumstance.

The Respondent is solely responsible for allowing enough time for the timely receipt of the Response by the sole Point of Contact.

## **5.3 Response Contents**

### **5.3.1 Section 1: Company Qualifications**

#### **5.3.1.1 Organizational Summary**

The Respondent shall submit a summary of no more than five (5) pages summarizing the Respondent organization's overall qualifications and experience to carry out a contract of this nature and scope. If more than five (5) pages are provided, only the first five (5) pages will be considered. In addition to the summary, the information in Sections 5.3.1.2 through 5.3.1.10 is required; however, it will not count against the five (5) page limit.

#### **5.3.1.2 Description of Respondent's Business and its Legal Relationships**

The Respondent shall provide a description of the business (and if this is a joint venture, describe all businesses involved in the venture), including:

- Business name
- Address
- Type of organization
- Date of formation
- State of charter and corporate charter number

**MINUTES OF THE COLORADO COUNTY  
COMMISSIONER'S COURT REGULAR MEETING**

**April 28, 2025**

Docusign Envelope ID: 448703CC-5F41-4E79-ACBC-7A50B6FC4B41

- **FEIN**

The Respondent will provide the name(s) and provide description(s) of any relationship(s) with any individual or entity that are, or may be, in any way related, directly or indirectly, in preparation of a Response and/or performance of the Contract.

This requirement to disclose and describe information includes any individual(s) and/or entity(ies) that provide financing or otherwise financially support, or expect to financially support, the Respondent in its performance of services under the Contract.

If the business is a division or subsidiary of any other organization, the summary will include the following information about the parent organization:

- Business name
- Address
- Type of organization
- Date of formation
- State of charter and corporate charter number
- FEIN

**5.3.1.3 Description of Subcontractors**

The Respondent shall provide a list of the Subcontractors who will provide goods or services under the Contract, including the following information:

- Business name
- Address
- Type of organization
- Date of formation
- State of charter and corporate charter number
- Listing of each principal partner or officer
- FEIN
- Percentage estimate of the Subcontractor's contribution to the overall Contract

If the subcontracting company is a division or subsidiary of any other organization, the Respondent shall include the following information about the subcontracting company's parent organization:

- Business name
- Address
- Type of organization
- Date of formation
- State of charter and corporate charter number
- FEIN

**5.3.1.4 Past Performance References**

The Respondent shall provide a list of no more than five (5), but no less than three (3) contracts performed by the Respondent as the prime Contractor within the three (3) years preceding the issuance of this RFP, for which the Respondent was the prime contractor and that are similar in nature and scope to the work described in this RFP. All past performance references should be listed on *Form C, Past Performance References* (the Respondent may make copies of the form as necessary).

For any listed contract, the Respondent must provide the following information:

1. Customer's company or entity name
2. Address
3. Contact name, telephone number, and email address The contact must be a senior representative from the customer who worked directly with the Respondent and can answer questions about their performance. If the reference is the OAG, this information is not needed.



**MINUTES OF THE COLORADO COUNTY  
COMMISSIONER'S COURT REGULAR MEETING**

**April 28, 2025**

Docusign Envelope ID: 448703CC-5F41-4E79-ACBC-7A50B6FC4B41

4. Contract award date and the operational start (the date the Respondent's work/solution was fully operational) and end dates
5. Summary description of the contract and the services provided
6. Signed *Form E, Respondent Release of Liability (to Reference)* for each reference absolving the listed entity from liability for information provided to the OAG concerning the Respondent's performance of its engagement

**5.3.2 Section 2: Solution**

- Response to Statement of Work
- Response to implementation/onboard transition requirements
- Organization chart and Key Staff resumes
- End of contract transition
- Continuous improvement
- Response to Performance Management

**5.3.3 Section 3: Financial Assurance**

**5.3.3.1 Bankruptcy Disclosure**

The Respondent shall disclose if and when it has filed for bankruptcy within the last seven (7) years or make an affirmative statement that the Respondent has not filed for bankruptcy within the last seven (7) years.

If a Respondent is conducting business as a corporation, partnership, limited liability partnership, joint venture, or other form of artificial person, the Respondent shall disclose whether any of its principals, partners, or officers has filed for bankruptcy within the last seven (7) years.

**5.3.3.2 Litigation Disclosure**

The Respondent shall describe any docketed or adjudicated civil or criminal litigation that has occurred within the past ten (10) years, the date of inception, jurisdiction and cause number, a brief description of the action, and current status or disposition.

If the Respondent has no litigation within the past ten (10) years, then the Respondent shall provide an affirmative statement that there has been no litigation in the past ten (10) years.

**5.3.3.3 Dun & Bradstreet**

The Respondent shall submit a current Dun & Bradstreet "Comprehensive Insight Plus Report" prepared within thirty (30) calendar days prior to submitting the Response. If the Respondent is not rated by Dun & Bradstreet, the Respondent may submit a report similar in content and detail to the Dun & Bradstreet "Comprehensive Insight Plus Report" from Standard & Poor's or any similar report providing sufficient documentation to allow verification of the Respondent's financial viability, as long as the report was prepared within thirty (30) calendar days prior to submitting the Response.

This report should, at a minimum, include:

- Business and Principal history
- Financial Statement or, at a minimum, a Financial Statement Summary
- Creditworthiness assessment based on past performance
- Details of any public filings, such as suits, judgments, liens, bankruptcies, UCC filings, etc.
- Payment history
- Description of affiliated companies and branches

**5.3.3.4 Financial Statements**

The Respondent shall submit audited financial statements for the Respondent's three (3) most recent years prior to submitting a Response, including one (1) for the Respondent's fiscal year ending within twelve (12) months prior to submitting the Response. If any of the audited statements are not available, then unaudited financial statements may be submitted if

**MINUTES OF THE COLORADO COUNTY**  
**COMMISSIONER'S COURT REGULAR MEETING**  
**April 28, 2025**

Docusign Envelope ID: 448703CC-5F41-4E79-ACBC-7A50B6FC4B41

certified as "true, accurate, and complete" by the Respondent's chief financial officer and/or treasurer/controller.

At a minimum, the Respondent shall submit the following basic financial statements:

- Balance Sheet (also referred to as a Statement of Financial Condition): Reports a company's assets, liabilities, and net equity as of a given point in time
- Income Statement (also referred to as a Profit and Loss or a Revenue and Expense statement): Reports a company's results of operations over a specific accounting period
- Cash Flow Statement: Reports a company's cash flow activities, particularly its operating, investing, and financing activities

**5.3.3.5 Additional requirements for subsidiaries and Subcontractors**

If the Respondent is either a subsidiary of a parent company or subcontracting with any entity that represents greater than or equal to 10% of the gross dollar value of the Respondent's Pricing Submission, then financial documentation as required in Sections 5.3.3.3, Dun & Bradstreet and 5.3.3.4, Financial Statements must be submitted for that parent or Subcontractor. The requested information for the parent is not necessary if the Respondent is a wholly owned subsidiary.

**5.3.3.6 Availability of information**

If any of these elements are not available, Respondents shall provide a written statement explaining why each element is unavailable. The OAG, in its sole discretion, will determine the adequacy of any information provided.

**5.3.3.7 Additional information**

The OAG reserves the right to request additional financial information, as it deems necessary, to evaluate the Respondent and/or the Respondent's parent or Subcontractors and, by submission of a Response, the Respondent agrees to provide the same.

**5.3.4 Section 4: Assumptions and Exceptions**

The Respondent will explicitly set forth any assumptions regarding, or exceptions to, any part of this RFP, referencing the specific RFP section number (formats shown below). **Any assumption or exception may result in the Contract not being awarded to the Respondent.**

Table 7: Assumptions

Section #	Section Title	Assumption

*Assumptions may impact the scoring of the corresponding sections of the Response.*

Table 8: Exceptions

Section #	Section Title	Exception	Proposed Language

*Exceptions may impact the scoring of the corresponding sections of the Response.*

If there are no exceptions, the Respondent shall explicitly state that the Respondent takes no exception to any part of this RFP.

If a Respondent does not take exception to or make an assumption regarding any requirement, term, or condition of this RFP in its Response, the Respondent shall be deemed to have accepted such requirement, term, or condition as is. **This applies to all parts of the RFP, including the terms and conditions set forth in Section 15. TERMS AND CONDITIONS.**

**5.3.5 Section 5: Proprietary or Confidential Information**



**MINUTES OF THE COLORADO COUNTY**  
**COMMISSIONER'S COURT REGULAR MEETING**  
**April 28, 2025**

Docusign Envelope ID: 448703CC-5F41-4E79-ACBC-7A50B6FC4B41

The Respondent shall explicitly identify in this section, using the format provided in [Table 9: Proprietary or Confidential Information](#), any proprietary or confidential information; see [Section 13, Public Information Act](#). If there are no parts of the Response to the SOW that should be treated as proprietary or confidential, Respondents shall explicitly state in their response.

Table 9: Proprietary or Confidential Information

Section #	Section Title	Page #	Comment

5.3.6     **Section 6: HUB Subcontracting Probability Statement**

The Respondent must submit the required HUB Subcontracting Probability Statement as described in Section 5.4

5.3.7     **Section 7: Forms**

5.3.7.1   The Respondent shall include the forms described in [Section 4.5, Attachments, Exhibits, and Forms](#) unless otherwise noted in this document.

5.3.8     **Section 8: Pricing**

*Important:* Form B, Pricing must be provided as a separate document.

The Respondent shall complete and return Form B, Pricing, with its Response. Do not include price information in any other portion of the Response.

5.3.9     **Section 9: Technology Accessibility**

Before acceptance, the contractor shall provide an Accessibility Conformance Report (ACR) for each Information and Communication Technology (ICT) item that is developed, updated, configured for the OAG, and when product substitutions are offered. The ACR should be based on the latest version of the [Voluntary Product Accessibility Template \(VPAT®\)](#) provided by the [Information Technology Industry Council \(ITIC\)](#). To be considered for award, an ACR must be submitted for each ICT Item, and must be completed according to the instructions provided by ITIC.

Before acceptance, when the contractor is required to perform testing to validate conformance to the OAG's accessibility requirements, the contractor shall provide a Supplemental Accessibility Conformance Report (SAR) that contains the following information:

- Accessibility test results based on the required test methods.
- Documentation of features provided to help achieve accessibility and usability for people with disabilities.
- Documentation of core functions that cannot be accessed by persons with disabilities.
- Documentation on how to configure and install the ICT item to support accessibility.
- When an ICT item is an authoring tool that generates content (including documents, reports, videos, multimedia productions, web content, etc.), provide information on how the ICT item enables the creation of accessible electronic content that conforms to the Revised 508 Standards, including the range of accessible user interface elements the tool can create.

Before final acceptance, the contractor shall provide a fully working demonstration of the completed ICT Item to demonstrate conformance to the OAG's accessibility requirements. The demonstration shall expose where such conformance is and is not achieved.

Before acceptance, the OAG reserves the right to perform independent testing to validate that the ICT solution provided by the contractor conforms to the applicable Revised 508 Standards.

\*Accessibility ICT items are products or services that can be used by all intended users, considering their differing capabilities

5.3.9.1   State agencies and institutions of higher education must procure products, or the development of products, which comply with the State of Texas Accessibility requirements for Electronic and



**MINUTES OF THE COLORADO COUNTY**  
**COMMISSIONER'S COURT REGULAR MEETING**  
**April 28, 2025**

DocuSign Envelope ID: 448703CC-5F41-4E79-ACBC-7A50B6FC4B41

Information Resources as required by Chapter 2054, Subchapter M of the Texas Government Code and by the Rules of the Texas Department of Information Resources (DIR) adopted in TAC, Title 1, Chapter 206 and/or 213 when such products are available in the commercial marketplace or when such products are developed in response to a procurement solicitation.

The Respondent shall provide in this section:

1. For products: accessibility information through either a completed Voluntary Product Accessibility Template (VPAT) or equivalent reporting document via a Uniform Resource Locator (URL) with the completed template/document or a URL to request the completed template/document.
2. For services: credible evidence of the Respondent's capability or ability to produce accessible EIR products or services. Such evidence may include, but is not limited to, a Contractor's internal accessibility policy documents, contractual warranties for accessibility, accessibility testing documents, and examples of prior work results.
3. For the duration of the Contract, the Contractor shall provide updated VPAT(s) and/or credible evidence as discussed above as necessary when changes to provided products and/or services are made.

**5.3.10 Section 10: Information Protection Provisions**

1. The Respondent shall describe how it will comply with the requirements included in Form G Data Security Plan Outline, within 14 Business Days after award and Section 14, Information Protection Provisions.
2. The Respondent shall describe the Solution components that are TxRAMP (see Section 14.3.7) or FedRAMP authorized.

**5.4 HUB Subcontracting Probability Statement**

It is the policy of the OAG to promote and encourage contracting and subcontracting opportunities for State of Texas certified Historically Underutilized Businesses in compliance with Texas Government Code, §2161.001-253 and Texas Administrative Code (TAC), Title 34, Part 1, Chapter 20, Subchapter D, Division 1, §20.285. Respondents are encouraged to become HUB-certified. State of Texas HUB Certification Application Forms are located at <https://www.comptroller.texas.gov/purchasing/vendor/hub/forms.php>.

Definitions for State of Texas HUB certifiable businesses can be found in TAC, Title 34, Part 1, Chapter 20, Subchapter D, Division 1, §20.282; more information is available on the Texas Comptroller of Public Accounts website.

Please ensure that the potential HUB Subcontractor's status is "A" (Active).

The OAG has determined that there are probable subcontracting opportunities in the scope of the work for this RFP.

*The HUB Goal for this procurement is 26%.*

The OAG has provided a list of potential areas of subcontracting based upon the OAG's understanding of this procurement request. Respondents are not limited to the potential subcontracting areas listed below. The OAG is relying upon the Respondent's expertise to fully identify subcontracting opportunities that best align with their organization and this RFP. Respondents who intend to subcontract are responsible for identifying all areas that will be subcontracted. In accordance with TAC, Title 34, Part 1, Chapter 20, Subchapter D, Division 1, §20.282, a Subcontractor is defined as a person who contracts with a prime contractor to work or contribute toward completing work for a governmental entity.

The following is a list of potential areas of subcontracting by National Institute of Governmental Purchasing class and item codes based upon the requirements of this procurement.

Table 10: NIGP Codes

Class	Item	Description
952	61	Law Enforcement, Community Relations Services, Including Victim Notification Services

**MINUTES OF THE COLORADO COUNTY**  
**COMMISSIONER'S COURT REGULAR MEETING**  
**April 28, 2025**

Docusign Envelope ID: 448703CC-5F41-4E79-ACBC-7A50B6FC4B41

*Respondents must complete and return a HUB Subcontracting Plan with all Responses to be considered responsive. If the Response does not include a completed HSP, the Response shall be rejected as a material failure to comply with advertised specifications. All prime vendors (HUB or Non-HUB) are required to comply.*

Additionally, the Contractor must update the HSP during the course of the Contract should any changes occur.

- The HUB Subcontracting Plan on the Texas Comptroller of Public Accounts website guides the Respondent through the various fields and assists them in completing the HSB correctly: <https://www.comptroller.texas.gov/purchasing/vendor/hub/forms.php>.
- The Centralized Master Bidders List – HUB Directory Search allows Respondents to search for HUB vendors by NIGP class and item: <https://mycpa.cpa.state.tx.us/tpasscmbldsearch/index.jsp>.
- NIGP codes can be found in the NIGP Commodity Book: <https://www.comptroller.texas.gov/purchasing/nigp/>.
- Minority and women-owned business association resources are available for subcontracting solicitation notices to State of Texas HUB vendors. See: <https://comptroller.texas.gov/purchasing/vendor/hub/resources.phph>
- Progress Assessment Reports (PAR) are due monthly with the invoice. This is a condition for payment. All PAR reports must be emailed to [texas hubs@oag.texas.gov](mailto:texas hubs@oag.texas.gov). The PAR reports will remain due for the entire life of the contract.

For questions regarding the HSP, identifying HUB vendors with proper NIGP codes, or the State of Texas HUB Program, contact the OAG HUB Coordinator, Serlester Boone, at (512) 936-0522 or [serlester.boone@oag.texas.gov](mailto:serlester.boone@oag.texas.gov). This is the only exception to the single Point of Contact listed in [Section 4.1. Point of Contact Information](#).

---

## **6 CONTRACT TERM**

---

### **6.1 Initial Term and Renewal**

The resulting Contract shall be effective upon execution, with the initial term ending on August 31, 2026. The Contract may be renewed for two (2) optional, two (2) year renewal terms, with the first optional renewal term beginning on September 1, 2026, and ending on August 31, 2028, if exercised. The decision to renew the Contract shall be at the sole and absolute discretion of the OAG. Such renewals shall be subject to the requirements of the Contract resulting from this procurement, with the sole and limited exception that the original date of termination shall be extended pursuant to this provision. By submission of a response to this RFP, the Respondent agrees to be bound, for the initial term of the Contract and for any renewal term which the OAG may elect to exercise, to perform the described services at the rates specified in the Contract resulting from this RFP.

### **6.2 Option to Extend**

The Contractor agrees that the OAG may require continued performance, beyond the initial or any renewal Contract term, of any of the within described services at the rates specified in the Contract, for the purpose of awarding a contract and transitioning services to a new service provider without service disruption. The Contractor agrees that the OAG may require continued performance for a series of thirty (30) calendar day increments. Such extension of services will be subject to the requirements of the Contract, with the sole and limited exception that the original date of termination will be extended pursuant to this provision. During the Contract transition extensions, the Contractor will be compensated for services for as long as the Contractor is providing such services. Once a service is transitioned from the Contractor to a new service provider, payment to the Contractor shall cease. The OAG may exercise this option upon thirty (30) calendar days written notice to the Contractor.

**MINUTES OF THE COLORADO COUNTY**  
**COMMISSIONER'S COURT REGULAR MEETING**  
**April 28, 2025**

Docusign Envelope ID: 448703CC-5F41-4E79-ACBC-7A50B6FC4B41

---

## **7 STATEMENT OF WORK**

---

### **7.1 General Requirements**

- 7.1.1 Upon contract award, the Contractor shall conduct a discovery phase and perform an "as-is" business process analysis to validate the requirements outlined in this RFP and to identify any additional requirements not explicitly specified herein.
- 7.1.2 The Contractor shall provide a fully operational OAG-approved SAVNS Solution no later than four (4) months after the contract award. The OAG, at its sole discretion, may grant additional time.
- 7.1.3 The Contractor shall develop an implementation plan which results in zero loss in services and data from the existing, operational SAVNS Solution when deployed.
- 7.1.4 The Contractor shall implement the SAVNS system to the Participating Entities by population size from largest to smallest or by another plan as approved by the OAG.
- 7.1.5 The Contractor shall develop a verification process to ensure all entities and Registered Individuals in the current SAVNS database are able to maintain their accounts and accessibility to the case and Defendant information for which they are currently registered to have access.
- 7.1.6 The Contractor shall work with the OAG to develop standardized outreach materials (e.g., brochures, posters) that educate and encourage victims to use the Contractor's SAVNS website or toll-free number to register to receive notifications. Materials are subject to OAG approval. All approved materials must be accessible and available in English and Spanish. The outreach materials will include, but are not limited to:
  - 7.1.6.1 What steps to take when access to case or Offender/Defendant information is interrupted or not available.
  - 7.1.6.2 How registered entities and users can verify their account login and access to information and what steps a registered user must take to restore an inactive account.
  - 7.1.6.3 The Contractor shall provide all printed materials to the OAG for distribution.
  - 7.1.6.4 Upon request of the OAG, the Contractor shall execute a document to assign the toll-free number used for the Call Center, to the OAG at any time during the performance of the Contract or any time after the termination or expiration thereof.
- 7.1.7 The Contractor shall develop and implement a Call Center that is available 24 hours a day, seven days a week.

### **7.2 Technical Requirements**

- 7.2.1 The SAVNS Solution shall secure and protect data collected within the system, with transparency, standards conformance, and regulatory compliance according to all applicable local, state, and federal laws and regulations.
- 7.2.2 The SAVNS Solution shall meet Criminal Justice Information System (CJIS) compliance standards.
- 7.2.3 The SAVNS Solution shall use the National Information Exchange Model (NIEM) data format for effective internal and external data sharing.
- 7.2.4 The SAVNS Solution shall provide a centralized data warehouse with self-service reports, audit, and business intelligence tools.
- 7.2.5 The SAVNS Solution shall be configurable with "out-of-the box" business rule automation to provide user-controlled screen development, data element edits/additions, insertions or edits of Offender status notification triggers, notification preference flows, creation of forms and notification email, letter, and text templates in English and Spanish, workflow, user roles, and dashboards.



**MINUTES OF THE COLORADO COUNTY  
COMMISSIONER'S COURT REGULAR MEETING**

**April 28, 2025**

Docusign Envelope ID: 448703CC-5F41-4E79-ACBC-7A50B6FC4B41

- 7.2.6 The SAVNS Solution shall be scalable, upgradable, and provide multi-tenant architecture.
- 7.2.7 The SAVNS Solution shall handle a potential volume increase to two million Registered Individuals and up to six (6) million Offender Booking Records with ongoing Defendant Status Changes.
- 7.2.8 The SAVNS Solution shall incorporate automation to upload multiple files each day of Offender demographic data and Offender status information, which will be linked with victim contact information and method of notification preferences stored within the SAVNS solution.
- 7.2.9 The SAVNS Solution victim and Offender data shall not be shared, uploaded, or sold to a third-party or subsidiary, or any other entity without prior written consent by the OAG.
- 7.2.10 When an Offender warrant is issued and uploaded in the SAVNS Solution a notification shall begin within fifteen (15) minutes.
- 7.2.11 Based on the Offender status information from the files, the SAVNS solution notification process must be integrated entirely within the SAVNS system to:
  - 7.2.11.1 Build a Defendant profile which may include pictures of the Defendant and must deploy cross reference technology.
  - 7.2.11.2 Transfer and link Registered Individual notification data throughout the statewide system based on identified data elements included in Exhibit B, Data Elements.
  - 7.2.11.3 Be user-centric and designed for user ease and victim-sensitivity as a priority.
  - 7.2.11.4 Log every communication with each Registered Individual.
  - 7.2.11.5 Auto-generate notification to any victim linked to an Offender following the notification rules and notification templates integrated within the SAVNS solution.
  - 7.2.11.6 Use a toll-free statewide number and website for registering for notifications.
  - 7.2.11.7 Provide an application for iOS and Android devices for users and available at no cost for users.
  - 7.2.11.8 Incorporate Interactive Voice Response (IVR) System to automate inbound and outbound calls or short message service (SMS) notifications.
  - 7.2.11.9 Integrate with a private branch exchange (PBX) telephone network for victim support.
- 7.2.12 The SAVNS Solution shall work effectively with current mobile technology.
- 7.2.13 The SAVNS Solution shall be compatible with Microsoft 365 (MS365) and SharePoint.
- 7.2.14 The SAVNS Solution shall be linked with a 24/7 public internet portal for real-time access to information and to allow victims to manage their Registration profiles and notification preferences at their convenience.
- 7.2.15 The SAVNS Solution shall support the data migration of victim services data (victim contact/notification method preferences and Offender information with Defendant Status Changes), that triggered notification and detailed case management records from existing external JMS, CMS, and RMS systems managed by third-party vendors.
- 7.2.16 The SAVNS Solution must maintain a reliable 99.9% uptime performance for the SAVNS core system, Participating Entity Data Interface services, and Interested-Party notification Data Interfaces.
- 7.2.17 The SAVNS Solution must have the ability to transfer/link Registered Individual/notification data throughout the statewide system based on identified data elements included in Exhibit B, Data Elements.
- 7.2.18 The SAVNS Solution must be user-centric designed/created with user ease and victim-sensitive as a priority and provide statewide notifications.

**7.3 Requirements for the Contractor Regarding Participating Entities**

- 7.3.1 A potential vulnerability of SAVNS is the possible release of inappropriate information to victims and registered entities. Examples could include sealed case data, juvenile case data,

**MINUTES OF THE COLORADO COUNTY**  
**COMMISSIONER'S COURT REGULAR MEETING**  
**April 28, 2025**

Docusign Envelope ID: 448703CC-5F41-4E79-ACBC-7A50B6FC4B41

- civil case information, and expunged cases. There are over twenty software solutions used by counties in Texas to manage records from district and county courts and county jails. The selected Contractor for SAVNS shall address this vulnerability, demonstrate mitigation strategies/options, and create functional and programming options to prevent counties from transmitting inappropriate information from their software solution into the SAVNS database.
- 7.3.2 The SAVNS Solution shall interface with jail Booking systems, county and district courts, prosecutor information management systems, community supervisor and corrections departments as requested, and other related information systems within each Participating Entity. These services will be provided via a Participating Entities Services Agreement between the Participating Entity and the Contractor based on Form B Pricing.
- 7.3.3 The SAVNS Solution shall allow for the capture, storage, and transmission of authorized data, to include, but not limited to, the data elements in Exhibit B, Data Elements.
- 7.3.4 The SAVNS Solution shall provide for all data from each Participating Entity to be stored in a centrally located database and accessible by the respective Participating Entity and the OAG for reporting purposes.
- 7.3.5 The Contractor shall provide each Participating Entity with process/procedures for registering victims/Interested Parties and for victim/Interested Parties to self-register.
- 7.3.6 The SAVNS Solution shall provide an override control for Participating Entity staff to cancel a notification call, delete a telephone number from the system, to discontinue a registered number when it has been determined that the number has been incorrectly entered into the system, is no longer a valid number, or a password has been lost or to override blocked individual victim or Defendant information.
- 7.3.7 The SAVNS Solution shall provide restricted access, while the OAG will have administrative access to a secure Internet site for staff in each Participating Entity and the OAG, offering the following functionality:
- Customizable dashboard
  - Access to the statistical information for monitoring purposes
  - The capability to run ad hoc reports on statistical information
  - The capacity to print notification letters for victims who have registered an address for notification.
  - The capability to change notification letter wording with the appropriate level of security
  - Technical support information
  - On-line access for manual and training material
  - Contact information
  - Participating Entity-specific configuration information
- 7.3.8 Each Participating Entity shall be responsible for all ongoing service and maintenance costs for the Data Interfaces between their legacy systems and the SAVNS, including the integrity (accuracy and timeliness) of the data.
- 7.3.9 The Contractor will be responsible for all data exchange between the Participating Entity SAVNS Data Interface and the core SAVNS installation, including the integrity (accuracy and timeliness) of the data. Minimum functionality of this Data Interface must include options to prevent possible transmission of unauthorized case data from sealed cases, juvenile cases, civil cases, expunged cases, and other cases prohibited from public disclosure.
- 7.3.10 The Contractor shall be responsible for providing upgrades, maintenance, and continuing service for all Contractor-owned equipment and the SAVNS.
- 7.3.11 The SAVNS Solution shall maintain and destroy all data received from each Participating Entity in accordance with Section 14.2.5 and Texas Grant Management Standards and/or Federal Grant Management Standards under 2 C.F.R 200.



**MINUTES OF THE COLORADO COUNTY**  
**COMMISSIONER'S COURT REGULAR MEETING**  
**April 28, 2025**

Docusign Envelope ID: 448703CC-5F41-4E79-ACBC-7A50B6FC4B41

**7.4 Requirements for Interested Parties**

- 7.4.1 The SAVNS Solution shall allow any person or entity who is a Registered Individual, without regard to their relationship to the Defendant, to register to receive notifications related to the custody and/or court status of the identified Defendant.
- 7.4.2 The SAVNS Solution shall provide a full range of Registration, notification and Information Inquiry services accessible through a single statewide toll-free access number to a centralized Call Center 24-hours a day, 7 days a week, 365 days a year and available from anywhere in the United States.
- 7.4.3 The SAVNS Solution shall ensure that 98% of the Call Center calls are answered within ninety (90) seconds or less and are not placed on hold or in a call queue.
- 7.4.4 The SAVNS Solution shall include an Interactive Voice Response (IVR) System to support Registration, notification and Information Inquiry services including automated responses to victims, criminal justice professionals and any other Interested Parties.
- 7.4.5 The SAVNS Solution shall provide notification to any Registered Individuals when there is a change in the Defendant's custody status, in the manner chosen by the registered party, including but not limited to, email, text, or phone call.
- 7.4.6 The SAVNS Solution shall provide notification to any Registered Individuals when a corresponding court event occurs related to the Defendant specified by the Registered Individual.
- 7.4.7 The SAVNS Solution shall provide a restricted access, secured Internet site for Interested Parties with the following functionality:
- Online Registration
  - Ability to identify Defendants to monitor/track
  - Notification by email
  - Notification by text
  - Information Inquiry
  - SAVNS contact information

**7.5 SAVNS Notifications:**

- 7.5.1 For safety-related Defendant Status Changes, such as Defendant release or escape, notification shall begin within fifteen (15) minutes of Participating Entity uploading the event into the database and continue every thirty (30) minutes for a minimum of twenty-four (24) hours or until the Registered Individual acknowledges contact. All other calls, such as court events, will be placed between 7 a.m. and 9 p.m.
- 7.5.2 Notification patterns and intervals for other notification requirements will be determined and mutually agreed upon by the OAG and Contractor during the implementation.
- 7.5.3 Notification patterns will not exceed forty-eight (48) hours per notification.
- 7.5.4 The SAVNS Solution shall allow Interested Parties to register for notifications with as many Defendants and telephone numbers, including but not limited to home, work and cellular numbers.
- 7.5.5 The SAVNS Solution shall provide all services in English and Spanish.
- 7.5.6 The Call Center shall be able to respond to callers who are deaf, hearing impaired, or with limited English proficiency.

**7.6 Data Security and Confidentiality**

- 7.6.1 The Contractor shall maintain the confidentiality of all OAG Protected Data and SAVNS Data, and all data received from the OAG, the Participating Entities, any individual registered to receive notifications from the SAVNS system, or any other data that is received as a result of Contractor providing the services required under this RFP and any resulting contract(s) or purchase order(s).



**MINUTES OF THE COLORADO COUNTY  
COMMISSIONER'S COURT REGULAR MEETING**

**April 28, 2025**

Docusign Envelope ID: 448703CC-5F41-4E79-ACBC-7A50B6FC4B41

- 7.6.2 The Contractor must be Criminal Justice Information Services (CJIS) Compliant. This requirement must be maintained throughout the term of the contract including any optional renewal years.
- 7.6.3 Data Security Plan. The Contractor shall deliver and maintain a security incident plan in accordance with the criteria set forth in the Contractor's privacy and security policy and shall implement the procedures required under such security incident plan on the occurrence of a Security incident, in compliance with the requirements of Texas Business and Commerce Code § 521.053 ("Notification Required Following Breach of Security of Computerized Data"). This plan shall be delivered in writing to the OAG within 14 Business Days following the award of this contract (Please refer to Form G Data Security Plan Outline). The contractor shall report, in writing, to the OAG any Security Incident within 24 hours after discovery. The report shall identify the nature of the event, a list of the affected individuals and the types of data, and the mitigation and investigation efforts of the Contractor. It shall also include the stages of the data security plan that has been implemented along with the next steps to mitigate the current and future risks. The contractor shall provide investigation updates to the OAG daily.
- 7.6.4 Contractor shall not sell, provide, or otherwise commercialize any OAG Protected Data and SAVNS Data, nor any other data received from the OAG, the Participating Entities, any individual registered to receive notifications from the SAVNS system, or any other data received as a result of Contractor providing the services required under this RFP and any resulting contract(s) or purchase order(s) without the prior written consent from the OAG, except where disclosure is required by law.
- 7.6.5 Notwithstanding the foregoing, the Contractor shall provide prior written notice to the OAG before any disclosure of the aforementioned data to any party, for whatever reason, whether required by law or court order. The Contractor must receive written OAG approval prior to any release of data. If there is a release of information without prior written authorization, the Contractor must submit notification immediately to the SAVNS Program Manager as well as the Division Chief of the Crime Victim Services Division.

**7.7 Staffing Requirements**

**7.7.1 Project Management Standards**

- 7.7.1.1 The Contractor's staff that is focused on the Texas SAVNS system must have significant knowledge, skills, experience and ability in the areas of Contract Management, Project Management, Support Services Management, and Financial Management. The names of the assigned individuals shall be made known to the OAG. Any individual performing work under this agreement is subject to the following:
  - 7.7.1.1.1 The Contractor must submit a written request to the OAG before placing, assigning or reassigning any Contractor staff. The request shall include a description of the work to be performed and a resume containing a description of the proposed staff's knowledge, skills, abilities, and qualifications.
  - 7.7.1.1.2 Before any Contractor staff is placed, assigned or reassigned, the Contractor must receive the written approval of the OAG.

**7.7.2 Project Manager (PM)**

- 7.7.2.1 The Project Manager assigned to the project shall be certified and have at least 5 years of project management experience. Other staff assigned to the project should have at least 5 years of experience working on similar projects.
- 7.7.2.2 The Contractor's Project Manager shall be responsible to the OAG and the participating entities for the following project activities:
  - 7.7.2.2.1 Coordinate and serve as the central point of contact for all activities related to the technical implementation of the SAVNS.
  - 7.7.2.2.2 Coordinate the efforts of all Contractor staff, Subcontractors, team members, and other Interested Parties.
  - 7.7.2.2.3 Provide weekly briefings to the OAG's project manager, and other designated OAG staff members on the progress of the implementation. Ensure that the

**MINUTES OF THE COLORADO COUNTY**  
**COMMISSIONER'S COURT REGULAR MEETING**  
**April 28, 2025**

Docusign Envelope ID: 448703CC-5F41-4E79-ACBC-7A50B6FC4B41

- meeting agenda is sent to the OAG at a minimum of 24 hours prior to the scheduled weekly briefing and monthly Steering Committee meeting.
- 7.7.2.2.4 Provide written minutes of each briefing meeting to the OAG within three (3) calendar days of each meeting.
- 7.7.2.2.5 Monitor participating entities operating under service agreements to ensure ongoing compliance with the scope of work and operational standards.
- 7.7.2.2.6 Provide monthly written reports on the status of the project.
- 7.7.2.2.7 Submit all project Deliverables in accordance with the approved and established acceptance criteria.
- 7.7.2.2.8 Provide change control coordination protocols as developed with OAG PM.
- 7.7.2.2.9 Review design specifications and validate system flow for accuracy and functionality.
- 7.7.2.2.10 Provide an Integration Plan, which specifies how the system will integrate or interface with the OAG SharePoint and Microsoft Outlook (if applicable).
- 7.7.2.2.11 Develop/configure the application with written approval from the OAG PM.  
Coordinate with each participating county to prepare for data Conversion, migration, and continued data feeds needed to support the application.
- 7.7.2.2.12 If applicable, coordinate data Conversion and migration of victim services data currently used by an external public faced notification system and the data stored within an external case management system.
- 7.7.2.2.13 Provide sample representative data to use in test activities, ensuring that testing results simulate production results.
- 7.7.2.2.14 Provide a Problem Reporting Plan for documenting any problems that are discovered during User Acceptance Testing (UAT).
- 7.7.2.2.15 Perform UAT with the OAG to ensure that the major business functionality works correctly, that the documented system requirements are met, and that the system supports the use cases defined in the system documentation.
- 7.7.2.2.16 Provide a means to report problems and resolutions during testing and implementation phases.
- 7.7.2.2.17 Ensure transaction performance metrics, tuning and optimization, and monitoring with OAG oversight prior to project completion.
- 7.7.2.2.18 Provide documentation outlining the operational best practices utilized for ongoing maintenance and support to ensure the private application and the public portal are reliable 24/7.
- 7.7.2.2.19 Define methodology to protect sensitive data and applications from unauthorized access or usage during cloud contract maintenance or in the event of termination of cloud service and migration of data and applications to a different service center.
- 7.7.2.2.20 Upon acceptance of functional testing results, create and implement the application.
- 7.7.2.2.21 Update test environment for future development and testing for all applications.
- 7.7.2.2.22 Monitor participating entities operating under service agreements to ensure ongoing compliance with the scope of work and operational standards.
- 7.7.2.2.23 Be available approximately one (1) month prior to the starting date of the finalized contract to ensure a smooth transition between Contractors, if necessary.
- 7.7.2.2.24 Be available approximately three (3) months after termination of the contract to support transition between Contractors, if necessary.
- 7.7.3 Support Services Manager**
- 7.7.3.1** The Contractor's Support Services Manager shall be responsible, subsequent OAG approval, to the participating entities for the following items:
- 7.7.3.1.1 Promotions and SAVNS materials.

**MINUTES OF THE COLORADO COUNTY**  
**COMMISSIONER’S COURT REGULAR MEETING**  
**April 28, 2025**

Docusign Envelope ID: 448703CC-5F41-4E79-ACBC-7A50B6FC4B41

- 7.7.3.1.2 Performance-based curriculum development and lesson plans.
  - 7.7.3.1.3 Technical performance training.
  - 7.7.3.1.4 SAVNS Awareness Training shall be offered to all Participating Entities on a two (2) year basis.
- 7.7.4 **Financial Specialist**
- 7.7.4.1 The Contractor's Financial Specialist shall be responsible to the OAG for the following items:
- 7.7.4.1.1 Issuing Contractor invoices to the Participating Entity subsequent to the date an OAG grant contract is executed. See RFP Section 10 INVOICING
  - 7.7.4.1.2 Coordinating verification of relationship between executed service agreements and executed grant contracts.
  - 7.7.4.1.3 Forwarding copies to the OAG of all executed service agreements with the participating entities and invoices sent to a Participating Entity.

**7.8 Optional Services**

- 7.8.1 The OAG and/or a Participating Entity may request optional services, programming changes, or both after implementation of the Contractor's Solution. This decision will be within the sole discretion of the OAG. If the OAG elects to exercise this option, the OAG will provide the Contractor with a statement of work and the Contractor shall provide the OAG with proposed pricing. Contractor shall provide such services at the same rates proposed in Form B Pricing as attached and incorporated into the Contractor's response.
- 7.8.2 Contractor acknowledges and agrees that any Additional Services provided under this Contract are the sole responsibility of a Participating Entity. Any grant dollars issued by the OAG to a Participating Entity shall be utilized solely as a reimbursement for the Bi-Annual Fees incurred for Contractor's provision of the Participating Entity services. OAG grant funds may not be used or obligated for any Additional Services provided hereunder.
- 7.8.3 The OAG may accept or reject the Contractor's proposal, refine the requirements, and negotiate final costs.
- 7.8.4 The OAG is not responsible or liable for payment for software development/modifications until the OAG determines that any associated test results are acceptable.

**7.9 Training Requirements**

Designated employees of the Contractor shall fully participate in OAG training as appropriate to their role in the Contract.

The Contractor shall maintain a log of employees' training, including the name of the person trained, course completed, signature of the trainee, and dates completed, and provide the log to the OAG upon request.

Table 11: OAG Mandatory Training

Course Name	Frequency	Method
MCT105 Cybersecurity Awareness Training for General Users	Every 12 Months	E-Learning, Self-Paced
MCT106B Discrimination and Harassment Awareness for Non-FTE Only	Every 12 Months	E-Learning, Self-Paced
MCT111 Sensitive Personal Information	Every 24 Months	E-Learning, Self-Paced



**MINUTES OF THE COLORADO COUNTY**  
**COMMISSIONER'S COURT REGULAR MEETING**  
**April 28, 2025**

Docusign Envelope ID: 448703CC-5F41-4E79-ACBC-7A50B6FC4B41

**7.10 Implementation Requirements**

**7.10.1 General Implementation Requirements**

- 7.10.1.1 The Contractor shall provide a draft implementation plan and Schedule that describes how and when each Participating Entity will be fully operational. This plan shall also detail the Contractor's approach to ensuring the scalability of potential entities.
- 7.10.1.2 The Contractor and the OAG will collaboratively develop the final implementation plan and Schedule as required in Table 12 implementation Deliverables.
- 7.10.1.3 The Contractor shall cooperate with the current Contractor to perform implementation activities including, but not limited to, accepting in-process items, images, and any other data from the current Contractor and loading/converting them into the Contractor's Solution.
- 7.10.1.4 The OAG will schedule a project kick-off meeting within two (2) Business Days of Contract Award.
- 7.10.1.5 The Contractor's implementation team and representative(s) (e.g., Contractor's: project/program manager, implementation manager, technical leads and team leads) shall attend the kick-off meeting with the OAG (e.g., OAG's: implementation manager, contract manager, or designee, and other staff).
- 7.10.1.6 The Contractor shall provide the OAG with a weekly implementation status report. The Contractor shall work with the OAG to define the format and required information for the status report.
- 7.10.1.7 The Contractor shall provide a plan outlining how the transition of existing Registrations will be implemented.
- 7.10.1.8 A minimum of forty-eight (48) hours in advance, the Contractor shall notify the OAG SAVNS Program Manager of any time the Contractor's implementation manager will be off-site or unavailable for longer than eight (8) consecutive Business Hours and provide an alternative point of contact.
- 7.10.1.9 The OAG will work with the Contractor on establishing, setting up, and testing any technology to facilitate data transfers.

**7.10.2 Contractor Implementation Team**

- 7.10.2.1 The Contractor shall designate an implementation manager and a backup to coordinate implementation activities.
- 7.10.2.2 The Contractor shall provide an organization chart detailing the proposed implementation team including the implementation manager and all implementation staff.
- 7.10.2.3 The Contractor shall notify the OAG SAVNS Program Manager or designee when the Contractor's implementation manager is not available to the OAG for an entire Business Day or longer.
- 7.10.2.4 The Contractor's implementation team shall be available to work with the OAG during Business Days throughout the implementation period.
- 7.10.2.5 When replacing Contract implementation team staff, the Contractor must propose replacements with qualifications for the assigned position that are equal to or exceed those of the person being replaced.
- 7.10.2.6 The Contractor shall provide the resumes of any implementation team member to the OAG upon request.

**7.10.3 System Test Environment**

- 7.10.3.1 The Contractor shall provide an environment to execute joint system and user acceptance testing.
- 7.10.3.2 The Contractor shall be responsible for scheduling incoming and outgoing file transfer tests with the OAG.

**MINUTES OF THE COLORADO COUNTY**  
**COMMISSIONER'S COURT REGULAR MEETING**  
**April 28, 2025**

Docusign Envelope ID: 448703CC-5F41-4E79-ACBC-7A50B6FC4B41

- 7.10.3.3 Incoming and outgoing file transfer tests shall include all required data elements and records.
- 7.10.3.4 The Contractor shall perform and complete the file transfer tests in accordance with the time frame set forth in the implementation plan and approved by the OAG.
- 7.10.3.5 The Contractor shall conduct file transfer tests between the hours of 8:00 a.m. to 5:00 p.m. Local Time, Monday – Friday, unless otherwise agreed to by the OAG.
- 7.10.3.6 The Contractor shall provide the OAG with system test results and perform a live demonstration of their system/application. The OAG will review the system test results and demonstration for accuracy and completeness.
- 7.10.3.7 The Contractor shall notify the OAG, via Controlled Correspondence, when its Solution is ready for OAG user acceptance testing.
- 7.10.3.8 The Contractor shall provide computer access to the Successful Contractor's system for three (3) OAG staff, during implementation and user-acceptance testing.
- 7.10.3.9 The Contractor shall ensure that test data is not transmitted to the OAG except when authorized by the OAG.
- 7.10.3.10 Should it become apparent to the Contractor that its system will not be ready for OAG prior to the operations start date, the Contractor shall contact the OAG immediately and provide a revised start date that can be met.
- 7.10.3.11 The OAG will provide the Contractor with written notification of the results of OAG user acceptance testing. The OAG, at its discretion, may provide conditional acceptance prior to completion of all requirements.
- 7.10.3.12 If the Contractor's Solution fails to meet a specified acceptance test, the Contractor shall immediately correct and improve identified defects, deficiencies or errors, subject to review by the OAG.
- 7.10.3.13 The OAG may continue to test additional components of the Contractor's Solution and may retest any corrections, modifications or additions made by the Contractor. It is the goal of the OAG to complete user acceptance testing no later than one (1) calendar week prior to operations start date.

Table 12: Implementation Deliverables

Implementation Deliverable	Due	Include at a Minimum
Implementation Plan	Within ten Business Days after kickoff meeting	<div>a. Implementation approach and summary</div> <div>b. Implementation team and organization chart that defines roles and responsibilities.</div> <div>c. Communication processes</div> <div>d. Change Management approach (training, etc.)</div> <div>e. A schedule to include:<div><div>• Tasks</div><div>• Assignments</div><div>• Deliverables</div><div>• Implementation Schedule</div><div>• Completion dates</div><div>• Milestones</div></div></div> <div>f. Risks and constraints per Milestone/Deliverable</div> <div>(Note: The OAG will integrate its plan with the Contractors Plan post-Contract award)</div>
Business Continuity Disaster Recovery (BC/DR) Plan (Includes Supplemental Contract-specific BC/DR Plan)	Twenty Business Days prior to service cutover	Refer to <u>Section 8.12, Business Continuity and/or Disaster Recovery Requirements.</u>

**MINUTES OF THE COLORADO COUNTY**  
**COMMISSIONER'S COURT REGULAR MEETING**  
**April 28, 2025**

Docusign Envelope ID: 448703CC-5F41-4E79-ACBC-7A50B6FC4B41

**7.11 Transition Requirements at Contract Termination**

- 7.11.1 The OAG will request that a transition plan be completed no later than thirty (30) Business Days following Contract award. The plan will provide for the orderly transition of all services and operations performed by or involving the Contractor under the Contract.
- 7.11.2 The Contractor shall cooperate fully with the OAG to complete the transition and ensure that the OAG does not experience any adverse impact from the transition of services to a subsequent Contractor.
- 7.11.3 The transition plan shall contain a minimum period of six (6) months. The Contractor shall provide services without interruption while OAG tests, accepts, and approves the new Contractor's Solution and implementation schedule.

**7.12 Contract Reporting**

- 7.12.1 The SAVNS shall have the ability to generate standard management reports as well as customized usage and performance reports. Examples of these reports include but are not limited to:
- Downtime reports by Participating Entity
  - Number of Registered Individual for a specified period of time
  - Number and type of successful and unsuccessful notifications for a specified period of time
  - System interruption report
  - Function disabled report
  - Data transfer report by Participating Entity or statewide
  - The Solution shall be fully tested and approved by the OAG prior to deployment.
  - The Solution must have the capability to remain functional during short or long failures of utility power.
- 7.12.2 The OAG may request program information, statistical reports, program audits, or additional reports at any time during the duration of the contract upon request.

**7.13 Deliverables Acceptance Process**

- 7.13.1 All Deliverables and periodic Deliverable updates/revisions must be submitted via Controlled Correspondence. Within ten (10) Business Days of receipt or other time frame agreed upon by the Parties, the OAG will review the Deliverables and formally respond via Controlled Correspondence with issues to be resolved or acceptance of the Deliverable.
- 7.13.2 If the Contractor does not receive written notice from the OAG by the end of the review period, the Contractor must notify the OAG in writing that the OAG has five (5) additional Business Days to provide written notice. The Deliverable will be deemed to be accepted by the OAG if the OAG does not provide such notice of acceptance or non-acceptance at the end of this additional five (5) Business Day period.
- 7.13.3 The Contractor shall, upon OAG request, make an oral presentation of Deliverables.
- 7.13.4 If the OAG provides written notice of non-acceptance of the Deliverable, then the Contractor shall work with the OAG to correct any deficiencies and re-submit the revised Deliverable within five (5) Business Days, or other time frame agreed upon by the Parties. Upon receipt of a revised Deliverable, the OAG will review the revised drafts for acceptance or rejection and formally respond via Controlled Correspondence within ten (10) Business Days.
- 7.13.5 At any time during the Deliverable acceptance process, should the Contractor disagree with the OAG's findings of non-acceptance or should the OAG disagree with the Contractor's proposed time period for correcting deficiencies, the Parties will work together in good faith to resolve the disagreement.

**7.14 Operational Deliverables**

Table 13: Operational Deliverables



**MINUTES OF THE COLORADO COUNTY**  
**COMMISSIONER'S COURT REGULAR MEETING**  
**April 28, 2025**

Docusign Envelope ID: 448703CC-5F41-4E79-ACBC-7A50B6FC4B41

Operational Deliverable	Due	Include at a Minimum
Transition Plan	Thirty (30) Business Days following Contract award.	Refer to <u>Section 7.11. Transition Requirements at Contract Termination.</u>  ( <i>Note:</i> The Transition Plan includes the Data Retention and Destruction Plan.)
Services Performance Reports	On or before the tenth (10th) calendar day of each month or as otherwise requested by the OAG	Services performance report against the SLAs as defined in <u>Section 8.1. Performance Management.</u> a. Monthly Performance Management Report b. Other reports as identified
Testing/validation of the BC/DR Plan	Annually or as requested by the OAG	Execute and confirm BC/DR plan to: a. Ensure recoverability b. Update plan to match steps identified during the testing
Security Organization Control Assessment (SOC 2)	Annually or as requested by the OAG	Refer to <u>Section 14.3.6. Security Control Assessment.</u>
Vulnerability Scans	Quarterly or as requested by the OAG	Refer to <u>Section 14.3.3. Vulnerability Scans</u> for requirements.
Financial Statements	Sixty calendar days after the end of the Contractor's fiscal annual reporting period.	Refer to <u>Section 8.2. Financial Statements</u> for requirements.
Data Security Plan	Fourteen (14) Business Days following the Contract award	Refer to <u>Section 5.3.10: Information Protection Provisions</u>
Progress Report	Monthly by the 10 <sup>th</sup> day of the month	The report shall identify any problems encountered or still outstanding with an explanation of the cause and resolution of the problem or how the problem will be resolved any updates to work performed, identify Deliverables completed and specify anticipated work to be completed in the subsequent month. The report, at a minimum, shall include the following data for the prior month: (a) SAVNS system down time, including the SAVNS core system, the Participating Entity interface services, and notification interfaces; and (c) Data transfer report including all Participating Entity uploads to the SAVNS system, size, time, and outcome.

**7.15 OAG Assumptions**

- 7.15.1 The Contractor shall be able to meet the four (4)-month time frame for the design, development, and implementation of the SAVNS solution for existing participating entities.
- 7.15.2 Participating Entities shall have resources available to migrate from one solution to a different solution, if necessary.
- 7.15.3 The CMS, JMS and RMS software solutions used by each Participating Entity shall be compatible with Contractor SAVNS solution (i.e. programming and database interfaces can be completed in a timely and cost-effective manner).

**MINUTES OF THE COLORADO COUNTY**  
**COMMISSIONER'S COURT REGULAR MEETING**  
**April 28, 2025**

Docusign Envelope ID: 448703CC-5F41-4E79-ACBC-7A50B6FC4B41

**7.16 OAG Responsibilities**

The OAG will:

- 7.16.1 Provide a Project Manager (PM) to oversee the project. The OAG PM will review and approve all project documentation and Deliverables submitted by the selected Contractor.
- 7.16.1.1 Provide Subject Matter Experts (SMEs), including SMEs for business processes and data migration from the existing solution to be integrated with the new Solution, if necessary.
- 7.16.1.2 Review and approve the project plan and schedule provided by the Contractor to ensure project milestones are met.
- 7.16.1.3 Provide existing documentation of the business process to be managed using the new system.
- 7.16.1.4 Provide existing documentation of data elements to be migrated to the new system.
- 7.16.1.5 Provide timely information in response to questions regarding design specifications.
- 7.16.1.6 Provide effective communication and updates to the Contractor regarding project changes or achievement of project milestones.
- 7.16.1.7 Coordinate all approval and acceptance stages for the project.
- 7.16.1.8 Facilitate User Acceptance Testing (UAT) and provide User Acceptance Testers in concert with Participating Entities.
- 7.16.2 Provide a SAVNS Program Manager.
- 7.16.2.1 Facilitate coordination and program oversight between Contractor and Participating Entities per the terms and conditions outlined in Exhibit A, Participating Entities Services Agreement.
- 7.16.2.2 Develop and implement monthly, quarterly, semi-annual, and annual reporting requirements for the Contractor to address performance, services provided, and other metrics as required.

---

**8 CONTRACT MANAGEMENT**

---

**8.1 Performance Management**

The Contractor shall establish a good working relationship with the OAG and make a good-faith effort to resolve problems identified by either the OAG or the Contractor. Notification of problems (or anticipated problems) by either the OAG or the Contractor must include sufficient details to resolve the problem and continue performance within the established timeframes.

The OAG SAVNS Program Manager and Contractor shall mutually agree upon monthly and quarterly performance reports, metrics, and other Contract Deliverable templates within sixty (60) calendar days of contract award.

Performance management monitoring will be a continual process throughout the term of the Contract and for up to six (6) months following Contract termination during a transition period, if necessary. Non-compliance by the Contractor in any area that precludes the OAG from verifying the Contractor's compliance in other areas will result in a presumption that the Contractor is non-compliant in those other areas unless the Contractor can affirmatively show that it is compliant.

As part of its final monthly Performance Management Report, the OAG will also provide the Contractor with any corresponding remedies that will be taken against the invoices. The remedies available to the OAG for the Contractor's unsatisfactory performance (e.g., the failure to meet the Contract's requirements and standards as stated in Section 8.1.1. Performance Standards and Specific Non-performance Remedies, will be the basis for reducing payment to the Contractor. The cumulative total of all remedies (Specific and General Non-Performance Remedies) will not exceed 15% of the total amount of the invoice. These remedies are in addition to the rights and remedies available to the OAG under other provisions of the Contract, in law, or in equity.

The OAG, at its sole discretion, may reduce, waive, or otherwise alter any remedy, performance standard, performance monitoring process, or problem resolution and corrective action process.



**MINUTES OF THE COLORADO COUNTY**  
**COMMISSIONER'S COURT REGULAR MEETING**  
**April 28, 2025**

Docusign Envelope ID: 448703CC-5F41-4E79-ACBC-7A50B6FC4B41

**8.1.1 Performance Standards and Specific Non-performance Remedies**

Table 14: Sample

	Standard Service Level Agreement	Measure	Remedy
1.	Solution uptime at 99.9%	Statewide system remains up and functioning 99.9% of the time based on 24 hours/day for 365 days per year.	Reduction of 10% of monthly service fee for months where SLA is not met.
2.	Inappropriate data transmitted from county systems into SAVNS Solution	Sealed case, juvenile case, civil case, and data not authorized for public release shall not be accepted by SAVNS Solution from county information management systems into the public accessible domain	Contractor shall cover all resource costs required to remove inappropriate data from the public accessible domain within ten (10) calendar days of discovery.
3.	Call Center uptime at 98%	Statewide phone access remains up and functioning 98% of the time based on 24 hours/day for 365 days per year.	Reduction of 10% of monthly service fee for months where SLA is not met.

**8.1.1.1 General Non-performance Remedies**

The Contractor shall perform all services in accordance with the Contract requirements, provisions, terms, and conditions. General non-performance remedies are for failure to perform services according to a requirement, provision, term, or condition not covered by another remedy and will be assessed cumulatively with any other remedies shown in Section 8.1.1. Performance Standards and Specific Non-performance Remedies.

Participating Entities, pursuant to their Participating Entities Services Agreement with the Contractor, may apply one (1) or more instances of the General Non-Performance Remedy to the monthly service charge in response to non-compliance by the Contractor.

Subject to the nature and extent of the non-compliance, the Participating Entities may withhold up to 15% of payments on a monthly invoice as a General Non-Performance Remedy in accordance with this Section 8.1.1.1. General Non-performance Remedies.

- 8.1.1.1.1 Before assessing a General Non-Performance Remedy, the OAG will issue a Controlled Correspondence notifying the Contractor of unsatisfactory performance that could lead to an assessment of a General Non-Performance Remedy if not corrected.
- 8.1.1.1.2 Within five (5) Business Days after receiving the Controlled Correspondence, the Contractor shall submit to the OAG a corrective action plan responding to any and all of the OAG's findings of unsatisfactory performance. The Contractor shall explain in its corrective action plan how it will immediately address the unsatisfactory performance and the date by which the Contractor shall return to satisfactory performance. Within five (5) Business Days after receipt of the corrective action plan, the OAG will notify the Contractor in writing of whether the OAG approves of the corrective action plan and, if not, the reasons the plan is unsatisfactory. If the OAG does not approve of the plan, the Contractor shall resubmit a revised corrective action plan that resolves the OAG's concerns within three (3) Business Days after receipt of the OAG's notification. If necessary, the OAG will work with the Contractor to formulate a corrective action plan to help ensure that the plan is acceptable to the OAG.
- 8.1.1.1.3 If the Contractor returns to satisfactory performance in accordance with the time frame set forth in the OAG-approved corrective action plan, no sums will be withheld. Should the Contractor subsequently return to unsatisfactory performance, the process outlined in Section 8.1.1.1.2 shall commence.
- 8.1.1.1.4 If the Contractor does not return to satisfactory performance in accordance with the time frame set forth in the OAG-approved corrective action plan, the OAG will begin to withhold a



**MINUTES OF THE COLORADO COUNTY  
COMMISSIONER'S COURT REGULAR MEETING**

**April 28, 2025**

Docusign Envelope ID: 448703CC-5F41-4E79-ACBC-7A50B6FC4B41

General Non-Performance Remedy as of the date the Contractor was to be in compliance under the corrective action plan but was not. The OAG will provide notice of such continued unsatisfactory performance to the Contractor via Controlled Correspondence and set a new time period for compliance. If the Contractor has not reached satisfactory performance by the new time period the OAG has set, all the withheld amounts may, at the OAG's election, be forfeited. This process of withholding and forfeiture will continue until performance is corrected.

- 8.1.1.1.5 At the OAG's sole option, withheld amounts may be incurred sooner than the time period allowed for the Contractor to come into compliance if the Contractor does not work diligently to correct its unsatisfactory performance (e.g., by not submitting a timely or acceptable corrective action plan or by not diligently carrying out its corrective action plan).
- 8.1.1.1.6 At the OAG's discretion, the time frames set forth in Section 8.1.1.1 General Non-performance Remedies may be shortened depending on the severity of the nonperformance.

## **8.2 Financial Statements**

The Contractor shall submit its most recent financial statements, including income statement, balance sheet, and cash flow statement no later than sixty (60) calendar days after the end of the Contractor's fiscal annual reporting period. This should include information for any applicable parent organization or Subcontractor representing greater than 10% of the gross dollar value of Contractor's Pricing Submission.

## **8.3 Controlled Correspondence**

In order to track and document requests for decisions and/or information pertaining to the Contract, and the subsequent response to those requests, the OAG and the Contractor shall use Controlled Correspondence. The OAG will manage the Controlled Correspondence for the Contract. For each Controlled Correspondence document, the OAG will assign a tracking number and the document will be signed by the appropriate Party's Contract Manager.

Controlled Correspondence will not be used to change pricing or alter the substantive terms of the Contract. Controlled Correspondence will not be the basis of a claim for equitable adjustment of pricing. Any changes that involve the pricing or the substantive terms of the Contract must be by a Contract amendment. However, the Controlled Correspondence process may be used to document refinements and interpretations of the provisions of the Contract, to document the cost impacts of proposed changes, and to document OAG-approved changes to the Contractor's HSP.

Controlled Correspondence documents will be maintained by both Parties in ongoing logs and will become part of the normal status-reporting process. Any communication not generated in accordance with such process will not be binding upon the Parties and will be of no effect.

Controlled Correspondence will be used to communicate any intent to renew the Contract, and the OAG will provide a Purchase Order that includes:

- The ePRO contract number.
- The amount allocated for the new term.
- The new PO number
- The term of the renewal (i.e., 9/1/XX - 8/31/XX).

## **8.4 Notices and Liaison**

### **8.4.1 Written Notices Delivery**

- 8.4.1.1 Any notice required or permitted to be given under this Contract by one Party to the other Party will be in writing and will be addressed to the receiving Party at the address hereinafter specified. The notice will be deemed to have been given immediately if delivered in person to the recipient's address hereinafter specified. It will be deemed to have been given on the date of certified receipt if placed in the United States mail, postage prepaid, by registered or certified mail with Return Receipt requested, addressed to the receiving Party at the address hereinafter specified.

### **8.4.1.2 Contractor Address:**

**MINUTES OF THE COLORADO COUNTY  
COMMISSIONER'S COURT REGULAR MEETING**

**April 28, 2025**

Docusign Envelope ID: 448703CC-5F41-4E79-ACBC-7A50B6FC4B41

The address of the Contractor for all purposes under this Contract and for all notices hereunder shall be designated at the time of Contract award.

**8.4.1.3 OAG Address:**

The address of the OAG for all purposes under this Contract and for all notices hereunder will be designated at Contract award.

OAG Crime Victim Services Division, MC 011  
Office of the Attorney General  
PO Box 12198  
Austin, TX 78711-2198

With copies to (registered or certified mail with return receipt is not required for copies):

OAG General Counsel Division, MC 074  
Office of the Attorney General  
PO Box 12548  
Austin, TX 78711-2548

**8.4.2 Liaisons**

The Contractor and the OAG each agree to maintain specifically identified liaison personnel for their mutual benefit during the term of the Contract. The liaison(s) named by the Contractor shall serve as the initial Point(s) of Contact for any inquiries made pursuant to the Contract by the OAG and respond to any such inquiries by the OAG. The liaison(s) named by the OAG will serve as the initial Point(s) of Contact for any inquiries made pursuant to the Contract by the Contractor and respond to any such inquiries by the Contractor. The liaison(s) and their respective addresses shall be named in writing at the time of the execution of the Contract. Subsequent changes in liaison personnel will be communicated by the respective Parties in writing.

**8.5 Contract Managers**

**8.5.1 The OAG Contract Manager**

The OAG will assign a Contract Manager to the Contract. Identification of the OAG Contract Manager and any changes to this assignment will be documented by Controlled Correspondence. The OAG Contract Manager has the authority to:

- Sign Controlled Correspondence
- Serve as the day-to-day Point of Contact
- Coordinate quality control reviews
- Coordinate meetings with the Contractor
- Investigate complaints
- The OAG Contract Manager will have no authority to agree to any Contract amendment or Pricing change.

**8.5.2 The Contractor's Contract Manager**

**8.5.2.1** The Contractor shall assign a Contract Manager to the Contract. Identification of the Contract Manager and any changes to this assignment will be documented and submitted to the OAG via Controlled Correspondence with fourteen (14) calendar days advance notification. The Contractor's Contract Manager has the authority to:

- Make decisions regarding the Deliverables required by the Contract
- Sign Controlled Correspondence
- Serve as the day-to-day Point of Contact
- Coordinate quality control reviews
- Coordinate meetings with the OAG
- Investigate complaints

**8.5.2.2** The Contractor's Contract Manager shall be responsible to the OAG and Participating Entities for submitting a written monthly status report, due on or before the 10th day of each month or



**MINUTES OF THE COLORADO COUNTY  
COMMISSIONER'S COURT REGULAR MEETING**

**April 28, 2025**

Docusign Envelope ID: 448703CC-5F41-4E79-ACBC-7A50B6FC4B41

other agreed-upon date each month, addressing the following items:

- Track the progress of the SAVNS implementation and maintenance.
- Establish priorities.
- Verify and track performance issues.
- Report on the work accomplished during the reporting period.
- Report on work to be accomplished during the subsequent reporting period.
- Resolve all actual or anticipated problems.
- Submit written requests to make any significant deviation from the previously agreed upon plans.
- Facilitate a quarterly meeting with the OAG's SAVNS Program Manager and other designated OAG staff members.

**8.6 Cooperation with the OAG**

The Contractor must ensure that it cooperates with the OAG and other state or federal administrative agencies, at no charge to the OAG, for purposes relating to the administration of the Contract. The Contractor agrees to reasonably cooperate with and work with the OAG's vendors, Subcontractors, and third-party representatives as requested by the OAG.

**8.7 Problem Resolution and Corrective Action Process**

The Contractor and the OAG will agree to a plan and timeline for resolution of Contract performance issues. If all efforts between the Contractor and the OAG Contract Manager fail to resolve the problem within the stated timeline and to the OAG's satisfaction, the OAG may escalate the problem to the Contractor's management and OAG executive management. OAG executive management or representatives and the Contractor's management shall agree to a resolution. If the Contractor is aware that a problem exists and fails to report the problem to the OAG, the Contractor will continue to be responsible for meeting the goals and timelines established in the Contract.

**8.8 Subcontracting Approval Required**

It is contemplated by the Parties hereto that the Contractor shall conduct the performances provided by this Contract substantially with its own resources and through the services of its own staff. In the event that the Contractor should determine that it is necessary or expedient to subcontract for any of the performances specified herein, the Contractor shall subcontract for such performances only after the Contractor has transmitted to the OAG a true copy of the subcontract the Contractor proposes to execute with a Subcontractor and has obtained the OAG's written approval for subcontracting the subject performances in advance of executing a subcontract. The Contractor, in subcontracting for any performances specified herein, expressly understands and acknowledges that in entering into such subcontract(s), the OAG is in no manner liable to any Subcontractor(s) of the Contractor. In no event will this provision relieve the Contractor of its responsibility for ensuring that the performances rendered under all subcontracts are rendered so as to comply with all terms of this procurement.

**8.9 No Assignment by the Contractor**

The Contractor shall not assign its rights under the Contract or delegate the performance of its duties under the Contract without prior written approval from the OAG. Notwithstanding anything to the contrary in the Texas Business Organizations Code or any other Texas or other state statute, a merger will not act to cause the assumption, by the surviving entity or entities, of the Contract and/or its associated rights and duties without the prior written approval of the OAG. The term "merger" as used in this section includes, without limitation, the combining of two (2) corporations into a single surviving corporation; the combining of two (2) existing corporations to form a third (3rd) newly created corporation; or the combining of a corporation with another form of business organization.

**8.10 Reporting Fraud, Waste or Abuse**

8.10.1 The Contractor must report any suspected incident of fraud, waste or abuse associated with the performance of the Contract to any one of the following listed entities:

- The OAG Contract Manager
- The Director for Procurement and Contract Operations



**MINUTES OF THE COLORADO COUNTY  
COMMISSIONER'S COURT REGULAR MEETING**

**April 28, 2025**

Docusign Envelope ID: 448703CC-5F41-4E79-ACBC-7A50B6FC4B41

- The OAG Ethics Advisor
  - The OAG's Fraud, Waste and Abuse Prevention Program ("FWAPP") Hotline (800-252-8011) or the FWAPP email box (FWAPP@oag.texas.gov)
  - The State Auditor's Office hotline for fraud (1-800-892-8348)
- 8.10.2 The report of suspected misconduct will include (if known):
- The specific suspected misconduct
  - The names of the individual(s)/entity(ies) involved
  - The date(s)/location(s) of the alleged activity(ies)
  - The names and all available contact information (phone numbers, addresses) of possible witnesses or other individuals who may have relevant information
  - Any documents which tend to support the allegations
- 8.10.3 The words fraud, waste, or abuse as used in this section, have the following meanings:
- Fraud is the use of one's position for obtaining personal benefit (including benefit for family/friends) through the deliberate misuse or misapplication of resources or assets.
  - Waste is the extravagant, careless, or needless expenditure of funds or consumption of property that results from deficient practices, system controls, or decisions.
  - Abuse is the misuse of one's position, title, or authority to obtain a personal benefit (including benefit for family/friends) or to attempt to damage someone else.

**8.11 Dispute Resolution Process for Claims of Breach of Contract**

The dispute resolution process provided for in Chapter 2260 of the Texas Government Code will be used, as further described herein, by the OAG and Contractor to attempt to resolve any claim for breach of Contract made by the Contractor.

A claim for breach of Contract that the Parties cannot resolve in the ordinary course of business will be submitted to the negotiation process provided in Chapter 2260, Subchapter B, of the Texas Government Code. To initiate the process, the Contractor shall submit written notice, as required by Subchapter B, to the Procurement and Contract Operations Director, Office of the Attorney General, P.O. Box 12548 (Mail Code 028) Austin, Texas 78711-2548. The notice will specifically state that the provisions of Chapter 2260, Subchapter B, are being invoked. A copy of the notice will also be given to all other representatives of the Parties otherwise entitled to the notice. Compliance with Subchapter B is a condition precedent to the filing of a contested case proceeding under Chapter 2260, Subchapter C, of the Texas Government Code.

- 8.11.1 The contested case process provided in Chapter 2260, Subchapter C, of the Texas Government Code is the sole and exclusive process for seeking a remedy for any and all alleged breaches of Contract by the OAG if the Parties are unable to resolve their disputes under the negotiation process.
- 8.11.2 Compliance with the contested case process is a condition precedent to seeking consent to sue from the Legislature under Chapter 107 of the Texas Civil Practices and Remedies Code. Neither the execution of the Contract by the OAG nor any other conduct of any representative of the OAG relating to the Contract shall be considered a waiver of sovereign immunity to suit.
- 8.11.3 The submission, processing, and resolution of a claim for breach of Contract is governed by the published rules adopted by the OAG pursuant to Chapter 2260, as currently effective, hereafter enacted, or subsequently amended.
- 8.11.4 Neither the occurrence of an event nor the pendency of a claim constitutes grounds for the suspension of performance by the Contractor, in whole or in part.

**8.12 Business Continuity and/or Disaster Recovery Requirements**

**8.12.1 Business Continuity/Disaster Recovery Plan Review**

The Respondent shall provide a response to *Form J, Business Continuity/Disaster Recovery Questionnaire*. The Respondent may submit a current BC/DR Plan(s) relevant to the work described in this RFP to supplement *Form J, Business Continuity/Disaster Recovery Questionnaire*.

**MINUTES OF THE COLORADO COUNTY  
COMMISSIONER'S COURT REGULAR MEETING**

**April 28, 2025**

Docusign Envelope ID: 448703CC-5F41-4E79-ACBC-7A50B6FC4B41

**8.12.2 Business Continuity and/or Disaster Recovery Plan**

- 8.12.2.1 The Contractor shall submit a current BC/DR Plan within thirty (30) calendar days of award that includes a detailed recovery plan for all parts of its operations (automated and otherwise) related to the services of the Contract (corporate level or generalized BC/DR Plan cannot be substituted).
- 8.12.2.2 The Contractor's BC/DR Plan must include detailed, step-by-step technical procedures for recovery of all Contractor's information systems and resumption of all business processes that are required to meet contracted responsibilities.
- 8.12.2.3 The Contractor agrees that its BC/DR Plan shall conform to any requirements imposed upon the OAG by the State of Texas or the Federal government. See Section 8.12.2.4 for current Texas requirements. Any change in State or Federal requirements may require a change to the requirements outlined in this section.
- 8.12.2.4 Current State of Texas requirements are listed in Texas Administrative Code, Title 1 - Administration, Part 10 - Department of Information Resources, Chapter 202 - Information Security Standards, and can be accessed at the following website:  
[http://texreg.sos.state.tx.us/public/readtac\\$ext.ViewTAC?tac\\_view=4&ti=1&pt=10&ch=202](http://texreg.sos.state.tx.us/public/readtac$ext.ViewTAC?tac_view=4&ti=1&pt=10&ch=202).
- 8.12.2.5 The BC/DR Plan will include a contingency plan to avoid disruption of service due to any third-party or subsidiary performance deficiencies, labor problems, and any other event that could reasonably be foreseen to result in a disruption of services in the Contract.
- 8.12.2.6 The Contractor shall designate a fully experienced business continuity practitioner to manage requirements stated in this section.

**8.12.3 Supplemental, Contract-specific BC/DR Plan**

- 8.12.3.1 The Contractor shall develop a supplemental Contract-specific BC/DR Plan.
- 8.12.3.2 The Contractor's supplemental, Contract-specific BC/DR Plan shall address communication and interdependencies (especially automated systems) between the OAG, other applicable OAG contractors, and the Contractor as it pertains to the Contractor's recovery efforts.
- 8.12.3.3 The OAG Business Continuity Coordinator or designee and the OAG Contract Manager will be available for consultation during the development of the supplemental, Contract-specific BC/DR Plan. In accordance with the time frame in the implementation plan, the Contractor shall submit the supplemental BC/DR Plan to the OAG Contract Manager and the OAG Business Continuity Coordinator for written approval.

**8.12.4 Testing, Exercising and Updating the Business Continuity Plan**

- 8.12.4.1 The Contractor shall coordinate with the OAG in designing and performing a test exercise of the recovery procedures on an annual basis and provide a written result of the exercise to the OAG Business Continuity Coordinator or designee. This must be in the form of a detailed written report that includes itemized details of every testing activity and results.
- 8.12.4.2 The Contractor shall notify the OAG Business Continuity Coordinator or designee, in writing, at least ninety (90) calendar days prior to the planned exercise date. OAG approval is required in order to proceed.
- 8.12.4.3 The annual exercise must follow the logical business flow and include all processes normally conducted during daily operations.
- 8.12.4.4 If the BC/DR Plan exercise is not successful (meaning the Contractor is unable to bring up all Contractor's information systems and business processes for contracted user access within agreed-upon timeframes, the Contractor shall reschedule and execute a second exercise within three (3) calendar months of the failed exercise or otherwise agreed upon time frame of the unsuccessful exercise.
- 8.12.4.5 The Contractor shall coordinate with the OAG to conduct and analyze the results of the exercise. The OAG reserves the right to send an observer to each test, with all associated travel and per diem costs of OAG observers paid by the OAG.
- 8.12.4.6 The Contractor shall incorporate results (lessons learned) from the exercises into the BC/DR Plan and the supplemental, Contract-specific Plan, as appropriate, within three (3) calendar months following a successful test and provide the BC/DR Plan(s) to the OAG Contract Manager and the OAG Business Continuity Coordinator. A memo will accompany the submittal



**MINUTES OF THE COLORADO COUNTY  
COMMISSIONER'S COURT REGULAR MEETING**

**April 28, 2025**

Docusign Envelope ID: 448703CC-5F41-4E79-ACBC-7A50B6FC4B41

of the revised plan, listing each lesson learned and the page number and paragraph where the lesson was incorporated into the revised plan(s).

8.12.4.7 As refinements and extensions of the initial development, design, architecture, technical, data usage, service levels, user interfaces, security, system, administration, and implementation requirements are made and implemented, the changes will be incorporated into the Contractor's BC/DR Plan and the supplemental, Contract-specific Plan, as appropriate, by the Contractor proactively and in a timely manner without the need to amend this business continuity section.

**8.12.5 Risk Analysis**

8.12.5.1 Upon request by the OAG, the Contractor shall submit to a risk analysis evaluation of BC/DR and adherence to State and Federal rules and allow Key Staff to be available to complete a risk analysis questionnaire. The OAG will schedule time, in advance, for the Contractor's staff to participate in the risk analysis questionnaire.

8.12.5.2 Based on the risk analysis evaluation, the Contractor and the OAG will collaborate to implement any resulting recommendations from the OAG in order to lower facility and/or system risk levels, unless the Contractor can fully demonstrate why such recommendations are not applicable or beneficial. The final determination of whether such recommendations are not applicable or beneficial will be made by the OAG in its sole discretion.

**8.12.6 Outage Incidents and Disaster Declarations**

8.12.6.1 Upon the occurrence of an outage incident, the Contractor shall immediately contact and coordinate with the OAG Contract Manager and the OAG Business Continuity Coordinator or designee. An outage incident is any inability to operate information systems or business processes in accordance with the Contract.

8.12.6.2 If there is a disaster declaration, the Contractor and/or the OAG will implement the supplemental, Contract-specific BC/DR Plan as appropriate.

8.12.6.3 The Contractor must bring up all Contractor's information systems and business processes for user access within the agreed upon recovery time objective as listed in the supplemental, Contract-specific BC/DR Plan.

---

**9 BACKGROUND REVIEWS**

---

By entering into the Contract, the Contractor certifies that it shall perform a background review, to include criminal history record information, of all Contractor Agents before allowing a Contractor Agent to access OAG Protected Data and SAVNS Data or work in an OAG facility. Such background review will not occur any earlier than six (6) months prior to the Contractor Agent accessing OAG Protected Data and SAVNS Data or working in an OAG facility. No Contractor Agent who has been convicted of a felony for crimes involving violence, child abuse or neglect, sexual offenses, theft, or fraud, or is a registered sex offender may access OAG Protected Data and SAVNS Data or work in an OAG facility.

Within ten (10) Business Days of award, the Contractor (unless directed otherwise in Controlled Correspondence) will provide the OAG with a list of all Contractor Agents who will be accessing OAG Protected Data and SAVNS Data or working in an OAG facility. The list will contain the following information:

- Name (including any other names used)
- Day-time phone number
- Responsibilities under the Contract
- Date of birth
- Driver's License number
- Social Security number
- Criminal Offense convictions, if known by the Contractor and if the Contractor is not prohibited from disclosing the criminal offense convictions to the OAG

The Contractor shall provide an updated list to the OAG whenever a new Contractor Agent is assigned to access OAG Protected Data and SAVNS Data or work in an OAG facility. The Contractor shall notify the



**MINUTES OF THE COLORADO COUNTY**  
**COMMISSIONER'S COURT REGULAR MEETING**

**April 28, 2025**

Docusign Envelope ID: 448703CC-5F41-4E79-ACBC-7A50B6FC4B41

OAG whenever a Contractor Agent is to assume a new responsibility with regard to accessing OAG Protected Data and SAVNS Data or working in an OAG facility.

No Contractor Agent shall access OAG Protected Data and SAVNS Data or work in an OAG facility or assume new responsibilities regarding same without prior written consent from the OAG through Controlled Correspondence.

The Contractor must require all Contractor Agents to notify the Contractor of any arrest (to include the date of arrest, arresting entity, and charges) at the earliest possible opportunity but no later than the end of the first Business Day following an arrest. Within one (1) Business Day of an arrest notification, the Contractor shall notify the OAG of the arrest. The Contractor must also require any Contractor Agent who has been arrested to provide an official offense report to the Contractor as soon as possible but no later than thirty (30) calendar days from the date of the arrest. Within one (1) Business Day of receipt of the report, the Contractor shall provide the OAG with a copy of the offense report.

---

## **10 INVOICING**

---

The OAG shall not be liable for any services rendered or obligations incurred on behalf of the OAG by the Contractor before execution of the Contract.

All payments will be made in accordance with the Texas Prompt Payment Act ([Texas Government Code, Chapter 2251](#)).

### **10.1 Submitting Invoices**

The Contractor shall invoice Participating Entities based on the terms and agreed-upon cost rates in the Participating Entities Services Agreements.

Each invoice must include the following information:

- OAG Contract Number
- Purchase Order Number
- Contractor's:
  - Name
  - Tax Identification Number
  - Address
  - Contact Phone Number
  - Description of goods delivered or services provided

#### **10.1.1 Payments for Services Rendered**

The Parties stipulate and agree that OAG is the statutory party charged with administering and providing grant funds to Participating Entities on a reimbursement basis for the Participating Entity services rendered by the Contractor. Accordingly, OAG shall not be directly responsible for any payment to Contractor for Participating Entity services provided to a Participating Entity. All payments for such Participating Entity services shall be made by the Participating Entities in accordance with Form B Pricing and pursuant to the terms of this Contract.

#### **10.1.2 Recurring Fees**

The Parties stipulate and agree that the Participating Entities' total amounts owed to Contractor in consideration of full, satisfactory performance of all Contractor's duties, services and obligations as set forth in this Contract, shall be billed on a recurring bi-annual basis, in accordance with Form B Pricing, and not to exceed the Bi-Annual Fee per calendar year.

#### **10.1.3 Invoicing**

The Participating Entity services for the Project shall be performed for the Bi-Annual Fee, which will be billed and invoiced in accordance with Form B Pricing and pursuant to the terms of this Contract and the RFP. Invoices will contain all pertinent information such as this Contract number, the dates of Services rendered, and any outages or performance issues as identified in Section 8.1 of this Contract.

#### **10.1.4 Invoice Submission**

**MINUTES OF THE COLORADO COUNTY**  
**COMMISSIONER'S COURT REGULAR MEETING**

**April 28, 2025**

Docusign Envelope ID: 448703CC-5F41-4E79-ACBC-7A50B6FC4B41

Prior to authorizing payment to Contractor, the Participating Entities shall evaluate Contractor's performance using the performance standards set forth in the RFP. Contractor shall provide invoices for Participating Entity services no later than the 15th day following the end of the prior billing quarter in which the Participating Entity services are rendered. No payment whatsoever shall be made under this Contract without the prior submission of detailed, correct invoices. By submission of the invoices, Contractor warrants the following: (1) its invoices have been carefully reviewed to ensure that all invoiced services have been performed or delivered; (2) that the Participating Entity services have been performed in compliance with all terms of the Contract and Incorporated Documents; and (3) all relevant performance and Deliverables associated with such invoice have been successfully completed, accepted and all supporting documentation is attached. Upon the request of a Participating Entity, Contractor agrees to submit any additional documentation or explanation the Participating Entity may reasonably require. Subject to the foregoing, Participating Entities must make all payments in accordance with the Texas Prompt Payment Act.

**10.1.5 Appropriated Funds**

Payments under this Contract are subject to the availability of appropriated funds. Whereas OAG provides grant dollars to the Participating Entities as a reimbursement of the Bi-Annual Fees due hereunder, Contractor acknowledges and agrees that payments for Participating Entity services provided under this Contract are contingent upon OAG's receipt of funds appropriated by the Texas Legislature.

**10.2 Invoice Review**

The Participating Entities will review each invoice for Contract compliance and completeness. If the Participating Entity determines that an invoice is not acceptable under the provisions of the Contract or is otherwise incomplete, the Contractor shall correct any deficiencies before the Participating Entity shall process the invoice for payment.

Notwithstanding the foregoing, the Contractor shall provide information and/or documentation related to the invoices sent to the various Participating Entities, as the OAG may reasonably require. The Contractor shall respond to an OAG request for all such information and/or documentation to support payment within five (5) calendar days of receipt.

In instances where service(s) is/are interrupted more than 24 hours to individual Participating Entities or to the Statewide system and the interruption is not due to county action or error, grant funds provided by OAG to the Participating Entities, and payments due to the Contractor under the Participating Entities Services Agreements, will be reduced or adjusted accordingly.

**10.3 Billing at Contract Termination or Conclusion**

Upon termination of the Contract for any reason or conclusion of the Contract, and in the event remedies are pending or quality assurance measures are not complete, the Contractor shall allow the OAG sufficient time to finalize all quality control issues. After all quality assurance issues have been resolved, the OAG shall notify the Contractor to invoice the OAG for any outstanding balance(s) incurred.

---

**11 AWARD**

---

The OAG may award Contracts to Respondents that offer the best value to the State and are in the State's best interest, as determined using the evaluation factors described in this section.

An award may be made with or without:

1. Requesting clarifications of the Responses
2. Allowing modifications of the Responses
3. Discussing and/or negotiating the Responses with any of the Respondents
4. Requesting a BAFO

The OAG will review and score the Response against the following three (3) criteria to determine which Response offers the best value and is in the best interest of the State. The OAG will evaluate the Response against the following criteria and assign a grand total score for each Response based on a scale of 100% using the following percentages:

- Company Qualifications                      40%



**MINUTES OF THE COLORADO COUNTY**  
**COMMISSIONER'S COURT REGULAR MEETING**  
**April 28, 2025**

Docusign Envelope ID: 448703CC-5F41-4E79-ACBC-7A50B6FC4B41

- Solution 40%
- Pricing 20%

---

**12 CONTRACT DOCUMENTS**

---

The Contract shall consist of the following documents, which are listed in the order of priority that will be given in the event of a conflict between the documents:

1. The OAG Contract;
2. The provisions in this RFP, including its exhibits, attachments, forms, service agreement, and any Addenda; and
3. The Contractor's Response

The OAG may issue a Best and Final Offer Request (BAFO) for the RFP in its entirety or request a partial BAFO. If the OAG issues a request for a BAFO for the entire RFP, the BAFO request will supersede this entire RFP, and the Contractor's BAFO Response will supersede its entire Response. If a partial BAFO is requested, then any components of the RFP modified during the BAFO and included in a BAFO request will supersede the same components included in the RFP. Equally, any components of the Contractor's Response modified during the BAFO and included in a BAFO Response shall supersede the same components included in the Contractor's original Response.

No prior agreement or understanding, oral or otherwise, of the Parties or their agents will be valid or enforceable unless embodied in the applicable documents listed above.

The OAG may agree to amend or reject all or any part of such agreements if doing so would be in the State's and the OAG's best interest. The OAG will not sign form contracts. The OAG will not be bound by any Respondent's request for limitation of liability language.

---

**13 PUBLIC INFORMATION ACT**

---

As a state agency, the OAG will strictly adhere to the requirements of (a) Chapter 441, Subchapter L of the Texas Government Code regarding the preservation, management, and retention of state records and (b) Chapter 552 of the Texas Government Code (the Texas Public Information Act) regarding the disclosure of public information. As a result, by participating in this solicitation process the Respondent acknowledges that all information, documentation and other materials submitted in response to this RFP may (a) constitute state records for the purposes of Chapter 441, Subchapter L of the Texas Government Code and (b) be subject to public disclosure under the Texas Public Information Act.

The OAG is without authority to agree that any information submitted will not be subject to disclosure. Disclosure is governed by the Texas Public Information Act (the "Act"). Under the Act all information held by governmental bodies is open to public disclosure unless it falls within one (1) of the Act's specific exceptions to disclosure. Respondents are advised to consult with their legal counsel concerning disclosure issues resulting from this process and to take precautions to safeguard trade secrets and other proprietary information. The OAG will have no liability to the Respondent or any other person or entity for disclosing information in accordance with the Texas Public Information Act.

If it is necessary for a Respondent to include proprietary or otherwise confidential information in its Response, that proprietary or otherwise confidential information, documentation, or material must be clearly identified on each page upon which it appears and with written notice (in a table format as shown below) identifying the specific exception(s) to disclosure under the Act that the Respondent claims is/are applicable to such information, documentation, or material. Subchapter C of the Act sets forth the Act's exceptions to the required disclosure of information. Please note that claiming a disclosure exception for provided information does not automatically render such information confidential. Further, merely making a blanket claim that all of the submitted information is protected from disclosure because it contains some proprietary information is not acceptable and will not render the entire submission confidential. Any information which is not clearly identified as proprietary or confidential will be deemed to be subject to disclosure pursuant to the Act.



MINUTES OF THE COLORADO COUNTY  
COMMISSIONER’S COURT REGULAR MEETING  
April 28, 2025

Docusign Envelope ID: 448703CC-5F41-4E79-ACBC-7A50B6FC4B41

The Respondent will indicate, in a format similar to that of [Table 15: Public Information Exceptions](#), which portions of their Response, by page number and/or section number, the Respondent believes would be excepted from disclosure.

Table 15: Public Information Exceptions

Page Number, Section Number	Exception

In the event that the OAG receives a request under the Act for a copy of any information, documentation, or other material for which an exception to required disclosure under the Act is claimed, the OAG will undertake its best efforts to provide the Respondent with notice of the request for release of provided information and afford the Respondent the opportunity to brief the facts that bring the information under the applicable exceptions of the Act.

The Respondent will submit the brief to the Open Records Division of the OAG. The Open Records Division is the division within the OAG that governmental bodies (including divisions of the OAG) seeking to withhold information under the Public Information Act must apply to for a decision on whether the information is excepted from disclosure. It is not possible to obtain a decision prior to a request for public disclosure being made since the Open Records Division does not render advisory opinions.

The OAG shall not have the obligation or duty to advocate the confidentiality of the Respondent’s material to the Open Records Division of the OAG or to any other person or entity. It is the Respondent’s sole obligation to advocate the confidential or proprietary nature of any information it provides in its Response, and the Respondent acknowledges that the Open Records Division of the OAG may determine that all or part of any claimed confidential or proprietary information should be disclosed.

As provided for in the Texas Public Information Act, upon request from a member of the Legislature when needed for legislative purposes, the OAG may release the Respondent’s entire Response, including alleged confidential or proprietary information. Should the OAG award this solicitation to the Respondent, these provisions survive termination of the Contract.

Additionally, so that the OAG may contact the Respondent concerning any public information requests it receives, the Respondent will provide contact information to the OAG, including a phone number and email address for the named individual responsible for responding to such inquiries. For more information on the Public Information Act’s processes and procedures, refer to [Chapter 552, Texas Government Code](#).

**14 INFORMATION PROTECTION PROVISIONS**

**14.1 General**

**14.1.1 Survival of Provisions**

OAG rights and privileges applicable to OAG Protected Data and SAVNS Data shall survive expiration or any termination of this Contract and shall be perpetual.

As an exception to the foregoing perpetual survival, if certain OAG Protected Data and SAVNS Data become publicly known and made generally available through no action or inaction of the Contractor, then the Contractor may use such publicly known OAG Protected Data and SAVNS Data to the same extent as any other member of the public.

14.1.1.1 If any term or provision of this Contract, including these Information Protection Provisions, shall be found to be illegal or unenforceable, it shall be deemed independent and divisible, and notwithstanding such illegality or unenforceability, all other terms or provisions in this Contract, including these Information Protection Provisions, shall remain in full force and effect and such term or provision shall be deemed to be deleted.

**14.1.2 Applicability**

**14.1.2.1 References within the Information Protection Provisions**

**MINUTES OF THE COLORADO COUNTY  
COMMISSIONER'S COURT REGULAR MEETING**

**April 28, 2025**

Docusign Envelope ID: 448703CC-5F41-4E79-ACBC-7A50B6FC4B41

- 14.1.2.1.1 All references to "OAG" shall mean the Office of the Attorney General.
- 14.1.2.1.2 All references to "OAG CISO" shall mean the Office of the Attorney General Chief Information Security Officer.
- 14.1.2.1.3 All references to "Contractor" shall mean Successful Respondent.
- 14.1.2.1.4 All references to "Contractor's Agents" shall mean Contractor's officials, employees, agents, consultants, Subcontractors, and representatives, and all other persons that perform Contract Services on Contractor's behalf.
- 14.1.2.1.5 All references to "Contract Services" shall include activities within the scope of the executed Contract.
- 14.1.2.1.6 All references to "OAG Protected Data and SAVNS Data" shall have the same meaning as that term within the Definitions section of this RFP.
- 14.1.2.1.7 All references to "OAG Customers" shall mean any person or entity that delivers, receives, accesses, or uses OAG Protected Data and SAVNS Data. The term "Security Incident" means an occurrence or event where the confidentiality, integrity or availability of OAG Protected Data and SAVNS Data may have been compromised and includes, without limitation, a failure by Contractor to perform its obligations under Sections 14.2 Data Security and 14.3 Physical and System Security.

**14.1.3 Inclusion in all Subcontracts**

The requirements of these Information Protection Provisions shall be included in, and apply to, all subcontracts and any agreements Contractor has with anyone performing Contract Services on Contractor's behalf.

**14.1.4 Third Parties**

This Contract is between Contractor and the OAG and is not intended to create any independent cause of action by any third-party, individual, or entity against OAG or Contractor.

**14.1.5 Termination for Non-Compliance**

In the event that either the Contractor or Contractor's Agents fail to comply with any of the Information Protection Provisions, OAG may exercise any remedy, including immediate termination of this Contract.

**14.1.6 Personnel Briefings, Training, and Acknowledgments**

- 14.1.6.1 The Contractor shall ensure that all persons having access to data obtained from OAG Systems are thoroughly briefed on related security procedures, restricted usage, and instructions requiring their awareness and compliance. Contractor's Agents accessing OAG Systems must complete OAG required security training and execute any OAG required security agreements, acknowledgments, or certifications. The OAG Contract Manager shall provide direction to the Contractor regarding the acquiring of any necessary access, completion of required security training and execution of required security agreements, acknowledgments, and certifications.

- 14.1.6.2 The Contractor shall provide annual reorientation sessions and all of the Contractor's Agents that perform or are assigned to perform Contract Services shall re-execute, and/or renew their acceptance of all applicable security documents to ensure that they remain current regarding all applicable security requirements.

**14.1.7 Key Person Dependence or Collusion**

The Contractor shall protect against any key-person dependence or collusion by enforcing policies of separation of duties, restricted job responsibilities, audit logging, and job rotation.

**14.2 Data Security**

**14.2.1 Rights in OAG Protected Data and SAVNS Data**

The Contractor and the Contractor's Agents possess no special right to access, use, or disclose OAG Protected Data and SAVNS Data as a result of the Contractor's contractual or fiduciary relationship with the OAG. As between the OAG and the Contractor, all OAG Protected Data and SAVNS Data shall be considered the property of the OAG and shall be deemed confidential. The Contractor hereby irrevocably assigns, transfers and conveys, and shall cause the Contractor's Agents to irrevocably assign, transfer and convey to the OAG without further consideration all of



**MINUTES OF THE COLORADO COUNTY  
COMMISSIONER'S COURT REGULAR MEETING**

**April 28, 2025**

Docusign Envelope ID: 448703CC-5F41-4E79-ACBC-7A50B6FC4B41

its and their right, title, and interest to OAG Protected Data and SAVNS Data. Upon request by the OAG, the Contractor shall execute and deliver and shall cause the Contractor's Agents to execute and deliver to the OAG any documents that may be necessary or desirable under any law to preserve or enable the OAG to enforce its rights with respect to OAG Protected Data and SAVNS Data.

**14.2.2 Use of OAG Protected Data and SAVNS Data**

OAG Protected Data and SAVNS Data have been, or will be, provided to the Contractor and the Contractor's Agents solely for use in connection with providing Contract Services. Re-use of OAG Protected Data and SAVNS Data in any form is not permitted. The Contractor agrees that it will not access, use, or disclose OAG Protected Data and SAVNS Data for any purpose not necessary for the performance of its duties under this Contract. Without the OAG's approval (in its sole discretion), neither the Contractor nor the Contractor's Agents shall: (i) use OAG Protected Data and SAVNS Data other than in connection with providing the Contract Services; (ii) disclose, sell, assign, lease, or otherwise provide OAG Protected Data and SAVNS Data to third-parties, including any local, state, or federal legislative body; (iii) commercially exploit OAG Protected Data and SAVNS Data or allow OAG Protected Data and SAVNS Data to be commercially exploited; or (iv) create, distribute, or use any electronic or hard copy mailing list of OAG Customers.

In the event of any unauthorized disclosure or loss of OAG Protected Data and SAVNS Data, the Contractor shall immediately comply with the Notice subsection (14.5.2) of the Security Incidents subsection set forth below. The Contractor or the Contractor's Agents may, however, disclose OAG Protected Data and SAVNS Data to the extent required by law or by order of a court or governmental agency; provided that the Contractor shall give the OAG, and shall cause the Contractor's Agents to give the OAG, notice as soon as it or they are aware of the requirement; and use its or their best efforts to cooperate with the OAG if the OAG wishes to obtain a protective order or otherwise protect the confidentiality of such OAG Protected Data and SAVNS Data. The OAG reserves the right to obtain a protective order or otherwise protect the confidentiality of OAG Protected Data and SAVNS Data.

**14.2.3 Protection of OAG Data and SAVNS Data**

The Contractor shall engage in a continuous cycle of process improvement and vigilance to assess risks, monitor and test security protection, and implement change to protect OAG Protected Data and SAVNS Data. The Contractor agrees to perform such continuous process improvement and to upgrade its security protection during the term of this Contract.

**14.2.4 Statutory, Regulatory and Policy Compliance**

Contractor agrees to comply with all OAG policies, standards and requirements, state and federal statutes, rules, regulations, and standards regarding the protection and confidentiality of OAG Protected Data and SAVNS Data, for which it has received notice, as currently effective, subsequently enacted or as may be amended. The existing requirements that are applicable to Contractor's obligations under this Contract are included in this Contract.

**14.2.5 Data Retention and Destruction**

Within 180 calendar days of Contract award, the Contractor and the OAG shall develop a mutually agreed upon detailed schedule for the retention and possible destruction of OAG Protected Data and SAVNS Data. The schedule will be based upon the Contract Services being performed and the Contractor's limited authorization to access, use and disclose OAG Protected Data and SAVNS Data. The Contractor shall retain all OAG Protected Data and SAVNS Data until such schedule is developed. Subsequent to developing and agreeing upon that schedule, the Contractor shall:

- Retain and destroy OAG Protected Data and SAVNS Data in accordance with the detailed schedule for its retention and destruction (according to data sanitization standards).
- Destroy or purge OAG Protected Data and SAVNS Data in a manner consistent with state policy and federal regulations for destruction of private or confidential data and in such a way so that the Data are unusable and irrecoverable.
- Destroy all hard copy OAG Protected Data and SAVNS Data by shredding to effect 5/16-inch-wide or smaller strips and then either incinerating or pulping the shredded material.



**MINUTES OF THE COLORADO COUNTY  
COMMISSIONER'S COURT REGULAR MEETING**

**April 28, 2025**

Docusign Envelope ID: 448703CC-5F41-4E79-ACBC-7A50B6FC4B41

14.2.5.1 Within five (5) calendar days (excluding weekends and federal holidays) of destruction or purging, provide the OAG with a completed *Certificate of Destruction for Contractors and Vendors*, a copy of which is attached hereto and included herein as Attachment B.

In the event of Contract expiration or termination for any reason, the Contractor and the Contractor's Agents shall completely purge all OAG Protected Data and SAVNS Data from the information systems of the Contractor and the Contractor's Agents and no OAG Protected Data and SAVNS Data will be retained by the Contractor. All hard-copy OAG Protected Data and SAVNS Data shall be destroyed, in accordance with the detailed retention schedule agreed to by the Contractor and the OAG under Section 14.2.5. Data Retention and Destruction. If immediate purging of all data storage components is not possible, the Contractor agrees that any OAG Protected Data and SAVNS Data remaining in any storage component will be protected to prevent unauthorized disclosures.

Within twenty (20) Business Days of Contract expiration or termination, the Contractor shall provide the OAG with a signed statement detailing the nature of OAG Protected Data and SAVNS Data retained, type of storage media, physical location(s) and any planned destruction date.

In its sole discretion, the OAG may waive notification requirements or request reasonable changes to the detailed schedule for the retention and destruction of OAG Protected Data and SAVNS Data.

**14.2.6 Requests to Contractor for Confidential or Public Information**

The Contractor and the Contractor's Agents expressly do not have any actual or implied authority to determine whether any OAG Protected Data and SAVNS Data are public or exempted from disclosure. Texas Government Code Chapter 552 defines the exclusive mechanism for determining whether OAG Protected Data and SAVNS Data are subject to public disclosure. The Contractor is not authorized to respond to public information requests on behalf of the OAG.

The Contractor will direct all requestors for information to the Public Information Coordinator's office. The requestor must deliver requests for public information by one of the following methods:

- By mail specifically addressed to  
Office of the Attorney General  
Public Information Coordinator's Office – Mail Code 070  
P.O. Box 12039  
Austin, TX 78711
- By e-mail to [publicrecords@oag.texas.gov](mailto:publicrecords@oag.texas.gov)
- By facsimile to (512) 494-8017
- By hand delivery during normal Business Hours to the Public Information Coordinator's Office at 209 W. 14th Street, Austin, Texas 78701
- By electronic submission through the OAG's Public Information Request Center at [publicrecords@oag.texas.gov](mailto:publicrecords@oag.texas.gov)

**14.3 Physical and System Security**

**14.3.1 General/Administrative Protections**

At all times Contractor shall be fully responsible to OAG for the security of the storage, processing, compilation, or transmission of all OAG Protected Data and SAVNS Data to which it has access, and of all equipment, storage facilities, and transmission facilities on which or for which such OAG Protected Data and SAVNS Data are stored, processed, compiled, or transmitted.

**14.3.1.1 Access Protection Lists**

The Contractor (and Contractor's Agents) shall develop and implement internal protection systems, including information security access lists and physical security access lists (the "access protection lists"), designed to protect OAG Protected Data and SAVNS Data in accordance with applicable law and the provisions for Data Security, Physical Security, and Logical/Information System Protections contained in this Contract. The access protection lists shall document the name and other identifying data for any individual authorized to access, use, or disclose OAG Protected Data and SAVNS Data, as well as any special conditions and limitations applicable to each authorization.

**MINUTES OF THE COLORADO COUNTY  
COMMISSIONER'S COURT REGULAR MEETING**

**April 28, 2025**

Docusign Envelope ID: 448703CC-5F41-4E79-ACBC-7A50B6FC4B41

- 14.3.1.1.1 The Contractor shall remove individuals from or change the access rights of individuals on the applicable access protection lists immediately upon such individual no longer requiring certain access. At least monthly, the Contractor shall review and update its access protection lists and ensure that the access protection lists accurately reflect the individuals and their access level currently authorized. At least monthly, the Contractor shall report the results of these reviews and access changes to the OAG Contract Manager.
- 14.3.1.1.2 The OAG shall have the right to review the Contractor's internal protection systems and access protection lists for all areas of the work site(s). The OAG may, with or without cause, and without cost or liability, revoke or deny any or all authorizations of individuals performing services under this Contract. If any authorization is revoked or denied by OAG, then Contractor shall immediately use its best efforts to assist the OAG in preventing access, use, or disclosure of OAG Protected Data and SAVNS Data and the Contractor shall be given notice of the denial.
- 14.3.1.1.3 OAG, in its sole discretion and without consulting Contractor, may immediately terminate OAG system access for anyone performing services under this Contract.
- 14.3.1.1.4 The Contractor shall immediately notify the OAG Contract Manager when any person the Contractor authorized to access the OAG systems is no longer authorized to have such access. This notice includes re-assigned or terminated individuals.
- 14.3.1.1.5 The Contractor's physical access security and logical access security systems must track and log all access attempts and failures. The access security systems must produce access logs on request. These logs must identify all access failures and breaches. Notwithstanding anything to the contrary in this Contract, the physical access and logical access security systems logs for any particular calendar year must be retained for a period of seven (7) calendar years after the last calendar day of the calendar year in which they were created. Thus, a log created on January 1, 2017, may be disposed of with all other systems access logs created in 2017 on January 1, 2025. All physical access and logical access security systems logs must be stored to electronic media. Any stored log must be produced for viewing access and copying upon request of the OAG within five (5) Business Days of the request.
- 14.3.1.1.6 The Contractor shall maintain appropriate audit trails to provide accountability for use and updates to OAG Protected Data and SAVNS Data, charges, procedures, and performances. Audit trails maintained by Contractor shall, at a minimum, identify the supporting documentation prepared by Contractor to permit an audit of the system by tracing the activities of individuals through the system. Contractor's automated systems must provide the means whereby authorized personnel have the ability to audit and to verify contractually required performances and to establish individual accountability for any action that can potentially cause access to, generation of, or modification of OAG Protected Data and SAVNS Data. Contractor agrees that Contractor's failure to maintain adequate audit trails and corresponding documentation shall create a presumption that the services or performances were not performed.

**14.3.2 Prohibition on AI Training and Automated Processing**

The Contractor is expressly prohibited from using OAG Data, directly or indirectly, for the purpose of training, developing, or enhancing any artificial intelligence (AI) models, machine learning algorithms, automated decision-making systems, or similar technologies without the express prior written consent of the OAG. This prohibition extends to any AI-related data processing by the Contractor or any third party.

**14.3.3 Vulnerability Scans**

The Contractor shall perform vulnerability scans on Contractor applications that receive, process, store, transmit, access or protect sensitive OAG Protected Data and SAVNS Data. These scans shall be performed on both the Application and/or Operating System (OS) on at least a quarterly basis. In addition, the Contractor shall perform scans for any major system change in the application, OS, or server to identify any potential vulnerabilities that are introduced with the release of new software or hardware.

The Contractor shall provide a report to the OAG Contract Manager within two (2) Business Days after the scan has been performed. To track all previous and/or new security vulnerabilities that may exist within a system, a Plan of Action and Milestones spreadsheet shall be utilized for each system/application. This spreadsheet will be a means for both the OAG and the Contractor to track the status of previous and newly discovered security vulnerabilities with the details of the steps taken to completion.



**MINUTES OF THE COLORADO COUNTY  
COMMISSIONER'S COURT REGULAR MEETING**

**April 28, 2025**

Docusign Envelope ID: 448703CC-5F41-4E79-ACBC-7A50B6FC4B41

14.3.3.1 Remediation of critical and high vulnerabilities is required within thirty (30) calendar days unless the effort can be shown to be problematic. Remediation of medium vulnerabilities are on a case-by-case basis agreed to by the parties within sixty (60) calendar days. Remediations of low vulnerabilities is not required.

**14.3.4 Physical Security**

The computer site and related infrastructures (e.g. information system servers, protected interface equipment, associated peripherals, communications equipment, wire closets, patch panels, etc.) must have physical security that at all times protects OAG Protected Data and SAVNS Data against any unauthorized access to, or routine viewing of, computer devices, access devices, and printed and stored data.

14.3.4.1 Data accessed shall always be maintained in a secure environment (with limited access by authorized personnel both during work and non-work hours) using devices and methods such as, but not limited to, alarm systems, locked containers of various types, fireproof safes, restricted areas, locked rooms, locked buildings, identification systems, guards, or other devices reasonably expected to prevent loss or unauthorized removal of manually held data. The Contractor shall also protect against unauthorized use of passwords, keys, combinations, access logs, and badges.

14.3.4.2 The Contractor agrees that the systems operation room (which houses network equipment, servers and other centralized processing hardware) shall be accessible only by authorized IT personnel or executive management

14.3.4.3 In situations such as remote terminals, or office work sites where all the requirements of a secure area with restricted access cannot be maintained, the equipment shall receive the highest level of protection. This protection must include (where communication is through an external, non-organization-controlled network [e.g., the Internet]) multifactor authentication that is compliant with NIST SP 800-63-3. Digital Identity Guidelines.

14.3.4.4 The Contractor shall protect information systems against environmental hazards and provide appropriate environmental protection in facilities containing information systems.

**14.3.5 Logical/Information System Protections**

14.3.5.1 The Contractor shall take all reasonable steps to ensure the logical security of all information systems used in the performance of this Contract, including:

- Independent oversight of systems administrators and programmers
- Restriction of user, operator, and administrator accounts in accordance with job duties
- Authentication of users to the operating system and application software programs
- Adherence to OAG-approved access methods, and the protection and use of unique identifiers such as user identifications and passwords
- Establishment of an authorization process for user access and privileges; any access not granted is prohibited
- Maintenance of Access Protection Lists that details the rights and privileges with respect to each such user
- Audit trails for user account adds, deletes, and changes, as well as access attempts and updates to individual data records
- Protection to prevent unauthorized processing in or changes to software, systems, and OAG Protected Data and SAVNS Data in the production environment.

The Contractor shall implement protection for the prevention, detection and correction of processing failure or deliberate or accidental acts that may threaten the confidentiality, availability, or integrity of OAG Protected Data and SAVNS Data.

14.3.5.2 The Contractor shall implement counter-protection against malicious software on the Contractor's internal systems used in Contract performance.

14.3.5.3 The Contractor shall ensure that relevant Security Incidents are identified, monitored, analyzed, and addressed.

14.3.5.4 The Contractor shall apply a high-level of protection toward hardening all security and critical server communications platforms and ensure that operating system versions are kept current.

14.3.5.5 The Contractor shall adhere to mutually agreed upon procedures for authorizing hardware and software changes, and for evaluation of their security impact.



**MINUTES OF THE COLORADO COUNTY  
COMMISSIONER'S COURT REGULAR MEETING**

**April 28, 2025**

Docusign Envelope ID: 448703CC-5F41-4E79-ACBC-7A50B6FC4B41

14.3.5.6 The Contractor shall institute a process that provides for immediate revocation of a user's access rights and the termination of the connection between systems, if warranted by the nature of any Security Incident.

**14.3.6 Security Control Assessment**

The Contractor will engage a third-party or independently complete an annual security assessment and produce a report. The Contractor will provide the annual assessment report to the OAG.

The Contractor will engage a third-party to conduct an annual SOC 2 Assessment and produce a report. The Contractor will provide the annual audit report to the OAG.

**14.3.7 Cloud-Based Solutions**

TX-RAMP certification is required for Cloud-based solutions. Current TX-RAMP certification requirements can be found at [Texas Risk and Authorization Management Program \(TX-RAMP\)](#), Texas Department of Information Resources.

Cloud-based solutions proposed by the Contractor must be FedRAMP authorized. TX-RAMP certification is also required for cloud-based solutions and will be granted for cloud-based solutions that have achieved a FedRAMP authorization.

**14.3.8 Encryption**

OAG Protected Data and SAVNS Data must be encrypted while at rest on any media (e.g., USB drives, laptops, workstations, and server hard drives), in transmission and during transport (i.e., the physical moving of media containing OAG Protected Data and SAVNS Data). OAG Protected Data and SAVNS Data must be encrypted using current FIPS-validated cryptographic modules. The OAG will specify the minimum encryption level necessary. Any change to this minimum encryption level will be communicated in writing to the Contractor by the OAG Contract Manager. The Contractor shall adhere to mutually agreed upon procedures for data transmission.

OAG Protected Data and SAVNS Data are not allowed on mobile/remote/portable storage devices; nor may storage media be removed from the facility used by the Contractor. The Contractor may submit, to the OAG Contract Manager, a written request for an exception to these prohibitions. A granted exception will be communicated in writing to the Contractor by the OAG Contract Manager. If OAG finds it necessary to allow storage media to be removed from a facility used by Contractor, OAG will specify the circumstance(s) under which storage media may be removed. This prohibition does not apply to Contractor Information Systems backup procedure.

**14.4 Security Audit**

**14.4.1 Right to Audit, Investigate, and Inspect**

Without requiring prior notification, the Contractor and the Contractor's Agents shall permit the OAG or the State Auditor of Texas, to:

- Monitor and observe the operations of, and perform security investigations, audits, and reviews of the operations and records of, the Contractor and the Contractor's Agents.
- Inspect its information system in order to assess security at the operating system, network, and application levels; provided, however, that such assessment shall not interfere with the daily operations of managing and running the system.
- Enter unannounced into the offices and places of business of the Contractor and the Contractor's Agents for a security inspection of the facilities and operations used in the performance of Contract Services. Specific remedial measures may be required in cases where the Contractor or the Contractor's Agents are found to be non-compliant with physical and/or data security protection.

14.4.1.1 Any audit of documents shall be conducted at the Contractor's principal place of business and/or the location(s) of the Contractor's operations during the Contractor's normal business hours and at the OAG's expense. The Contractor shall provide to the OAG and such auditors and inspectors as the OAG may designate in writing, on the Contractor's premises, (or if the audit is being performed of a Contractor's Agent, the Agent's premises, if necessary) space, office furnishings (including lockable cabinets), telephone and facsimile services, at least one (1) workstation connected to each Contractor system subject to the audit, utilities and office-

**MINUTES OF THE COLORADO COUNTY  
COMMISSIONER'S COURT REGULAR MEETING**

**April 28, 2025**

Docusign Envelope ID: 448703CC-5F41-4E79-ACBC-7A50B6FC4B41

related equipment and duplicating services as the OAG or such auditors and inspectors may reasonably require to perform the audits.

- 14.4.1.2 The Contractor shall supply to the OAG and the State of Texas any data or reports rendered or available in conjunction with any security audit of the Contractor or the Contractor's Agents if those reports pertain, in whole or in part, to the Contract Services. This obligation shall extend to include any report(s) or other data generated by any security audit conducted up to one (1) year after the date of termination or expiration of the Contract.

#### **14.5 Security Incidents**

##### **14.5.1 Response to Security Incidents**

The Contractor shall detect and respond to Security Incidents which might occur. The Contractor shall respond to the Security Incident in accordance with the approved and agreed-upon Data Security Plan in Section 7.6.3. The OAG, in its discretion, may withhold 50% of the Contractor's monthly invoices for each month until an OAG-approved incident response plan is in place.

##### **14.5.2 Notice**

In the event of an OAG Protected Data and SAVNS Data Security Incident, physical or logical, risk mitigation and notification must be made within 24 hours of the discovery or possible discovery to the OAG CISO and the OAG Contract Manager, by telephone and by electronic mail, of the Security Incident and the initial risk mitigation steps taken.

Within twenty-four (24) hours of the discovery, the Contractor shall conduct a preliminary risk analysis of the Security Incident; commence an investigation into the incident; and provide a written report utilizing Attachment C, *Security Incident Report for Contractors and Vendors* to the OAG CISO, with a copy to the OAG Contract Manager fully disclosing all information relating to the Security Incident and the results of the preliminary risk analysis. This initial report shall include, at a minimum, the nature of the incident (e.g., data loss/corruption/intrusion), cause(s), mitigation efforts, corrective actions, and estimated recovery time.

- 14.5.2.1 Each day thereafter until the investigation is complete, the Contractor shall:

- Provide the OAG CISO, or the OAG CISO's designee, with a daily oral or electronic mail report regarding the investigation status and current risk analysis.
- Confer with the OAG CISO or the OAG CISO's designee, regarding the proper course of the investigation and risk mitigation.

- 14.5.2.2 Whenever daily oral reports are provided, the Contractor shall provide, by close of business each Friday, an electronic mail report detailing the foregoing daily requirements.

##### **14.5.3 Final Report**

Within five (5) Business Days of completing the risk analysis and investigation, the Contractor shall submit a written Final Report to the OAG CISO with a copy to the OAG Contract Manager, which shall include:

- A detailed explanation of the cause(s) of the Security Incident.
- A detailed description of the nature of the Security Incident, including, but not limited to, extent of intruder activity (such as files changed, edited or removed; Trojans), and the particular OAG Protected Data and SAVNS Data affected
- A specific cure for the Security Incident and the date by which such cure shall be implemented, or if the cure has been put in place, a certification to the OAG that states the date the Contractor implemented the cure and a description of how the cure protects against the possibility of a recurrence

- 14.5.3.1 If the cure has not been put in place by the time the report is submitted, the Contractor shall, within thirty (30) calendar days after submission of the Final Report, provide a certification to the OAG that states the date the Contractor implemented the cure and a description of how the cure protects against the possibility of a recurrence.

- 14.5.3.2 If the Contractor fails to provide a Final Report and Certification within forty-five (45) calendar days, or as otherwise agreed to, of the Security Incident, the Contractor agrees the OAG may exercise any remedy in equity, provided by law, or identified in the Contract.



**MINUTES OF THE COLORADO COUNTY**  
**COMMISSIONER'S COURT REGULAR MEETING**  
**April 28, 2025**

Docusign Envelope ID: 448703CC-5F41-4E79-ACBC-7A50B6FC4B41

**14.5.4 Independent Right to Investigate**

The OAG reserves the right to conduct an independent investigation of any Security Incident, and should the OAG choose to do so, the Contractor shall cooperate fully, making resources, personnel and systems access available.

**14.6 Remedial Action**

**14.6.1 Remedies Not Exclusive: Injunctive Relief**

14.6.1.1 The remedies provided in this section are in addition to, and not exclusive of, all other remedies available within this Contract, or at law or in equity. The OAG's pursuit or non-pursuit of any one remedy for a Security Incident(s) does not constitute a waiver of any other remedy that the OAG may have at law or equity.

14.6.1.2 If injunctive or other equitable relief is available, the Contractor agrees that the OAG shall not be required to post bond or other security as a condition of such relief.

**14.6.2 Notice and Compensation to Third Parties**

14.6.2.1 In the event of a Security Incident, third-party or individual data may be compromised, and the OAG and the Contractor agree that the actual harm to such third-parties caused by the Security Incident is difficult to estimate.

14.6.2.2 Furthermore, the OAG and the Contractor agree that a reasonable forecast of just compensation is for the Contractor to provide to individuals whose personal, confidential or privileged data were compromised or likely compromised as a result of the Security Incident:

- Notification of the event
- Actual damages sustained by the individual as a result of the Security Incident and any prescribed statutory damages
- One (1) year of credit monitoring services, at no cost to each such individual, entity, or the OAG

14.6.2.3 Subject to OAG review and approval, the Contractor shall provide notice of the Security Incident, with such notice to include:

- A brief description of what happened.
- A description, to the extent possible, of the types of personal data that were involved in the Security Breach (e.g., full name, SSN, date of birth, home address, account number, etc.)
- A brief description of what is being done to investigate the breach, mitigate losses, and to protect against any further breaches
- Contact procedures for those wishing to ask questions or learn additional data, including a toll-free telephone number, website and postal address
- Provide detailed instructions to take advantage of any credit monitoring or other service the Contractor shall offer
- Contact information for the Federal Trade Commission website, including specific publications

14.6.2.4 Notice of the Security Incident shall comply with Section 504 of the Rehabilitation Act of 1973, with accommodations that may include establishing a Telecommunications Device for the Deaf (TDD) or posting a larger-type notice on the website containing notice. The Contractor and the OAG shall mutually agree on the methodology for providing the notice required in this subsection. Neither Party shall unreasonably withhold such agreement; however, the notice method must comply with the notification requirements of Section 521.053, Texas Business and Commerce Code (as currently enacted or subsequently amended). The Contractor must also comply with Section 521.053's "consumer reporting agency" notification requirements.

14.6.2.5 If the OAG, in its sole discretion, elects to send notice of the Security Incident in lieu of the Contractor sending notice, the Contractor shall reimburse to the OAG all costs associated with preparing and providing notice. If the Contractor does not reimburse such cost within thirty (30) calendar days of request, the OAG shall have the right to collect such cost by offsetting or reducing any future payments owed to Contractor.



**MINUTES OF THE COLORADO COUNTY  
COMMISSIONER'S COURT REGULAR MEETING  
April 28, 2025**

Docusign Envelope ID: 448703CC-5F41-4E79-ACBC-7A50B6FC4B41

**14.7 Commencement of Legal Action**

The Contractor shall not commence any legal proceeding on the OAG's behalf without the OAG's express written consent.

---

**15 TERMS AND CONDITIONS**

---

*NOTE:* Additional OAG Terms and Conditions are incorporated herein as Attachment A.

MINUTES OF THE COLORADO COUNTY  
COMMISSIONER'S COURT REGULAR MEETING  
April 28, 2025

Docusign Envelope ID: 448703CC-5F41-4E79-ACBC-7A50B6FC4B41

**sylogist**<sup>TM</sup>  
gov

Summary Release Version



STATE OF TEXAS  
OFFICE OF THE ATTORNEY GENERAL  
RESPONSE TO RFO #302-25-02213

**SYLOGIST**

**1. COMPANY QUALIFICATIONS**

2025

Date of Submission  
March 7, 2025

Created by  
NATHAN BRANSCOME  
SENIOR DIRECTOR VSS

Created for  
STATE OF TEXAS  
OFFICE OF THE ATTORNEY  
GENERAL

Phone: (775) 721-4500  
Email : Nathan.branscome@Sylogist.com

Phone : (512) 475-4489  
Email : roxanne.koltermann@oag.texas.gov

**MINUTES OF THE COLORADO COUNTY**  
**COMMISSIONER’S COURT REGULAR MEETING**  
**April 28, 2025**

Docusign Envelope ID: 448703CC-5F41-4E79-ACBC-7A50B6FC4B41



**Contents**

Section 1 Company Qualifications .....2

Section 2 Solution ..... 11

Section 3 Financial Assurance ..... 105

Section 4 Assumptions and Exceptions..... 106

Section 5 Proprietary and Confidential Information ..... 107

Section 6 HUB Subcontracting Probability Statement ..... 107

Section 7 Forms ..... 107

Section 8 Pricing ..... 107

Section 9 Technology Accessibility..... 107

Section 10 Information Protection Provisions ..... 107

Appendix 1 Dun & Bradstreet Reports

Appendix 2 Financial Statements

Appendix 3 HUB Form

Appendix 4 Dynamics 365 VPAT

This PDF Utilizes Bookmarks for rapid navigation and Appendices are included as labeled separate files.



**MINUTES OF THE COLORADO COUNTY  
COMMISSIONER'S COURT REGULAR MEETING**

**April 28, 2025**

Docusign Envelope ID: 448703CC-5F41-4E79-ACBC-7A50B6FC4B41



## Organizational Summary

SylogistGov, Inc. provides SylogistGov Victim Services Suite (VSS), the next-generation solution designed to transform victim notification and support services for criminal justice organizations. Unlike traditional victim notification systems, SylogistGov VSS goes beyond notifications, offering a comprehensive suite of tools and features tailored specifically to meet the needs of victim assistance programs and criminal justice organizations. SylogistGov VSS supports victim engagement strategies, case management, offender mediation, resource management, event management, grants management, and more through its modular approach.

Sylogist has successfully implemented VSS solutions for the states of Texas, Indiana, South Dakota, Virginia, and Oregon, and is in the planning phases of implementation in two new states in the first quarter of 2025. These implementations have included the replacement of existing victim notification system installations in 4 states. Leveraging this expertise, we are proposing the unification of Victim Notification in Texas under the Texas Department of Criminal Justice Integrated Victim Services System (IVSS). This unification will provide a single point of contact serving victims and interested parties seeking notification, services, and offender updates throughout the full criminal justice cycle, and even providing notification to victims if their tracked offender re-offends.

Sylogist has working partnerships and experience with a growing number of JMS (Jail Management System), OMS (Offender Management Systems), and CMS (Case/Court Management System) vendors, and its flexible API can translate and intake data from nearly any system, either through direct API or batch read interface. Sylogist's integration framework is highly adaptable, accommodating state-specific requirements by allowing rapid reconfiguration of workflows and data mappings. This ensures compatibility with various data schemas and operational processes and makes legislative and regulatory changes easy and affordable to integrate. The platform also provides near-real-time notifications based on custody changes, court events, and other key triggers, with robust validation processes to maintain data accuracy and reduce erroneous alerts.

SylogistGov is confident that we can meet the requirements of the RFP through existing system capabilities, and with limited configuration and customization.

### **SylogistGov VSS Climbs Above the Rest in Victim Services**

While able to meet the capabilities of other systems, SylogistGov VSS brings a host of capabilities that no other commercially available victims notification system provides, including:

- The ability to report any data including charting and analysis and build your own reporting queries, to save the reports for reuse as needed, and to share such reports with others. This reporting capability goes way beyond the simple queries you get now, where you can filter for one or two attributes.
- The ability for a victim to register only once and be provided ongoing notification for an offender/defendant no matter how much time since the last incarceration.

**MINUTES OF THE COLORADO COUNTY  
COMMISSIONER'S COURT REGULAR MEETING**

**April 28, 2025**

DocuSign Envelope ID: 448703CC-5F41-4E79-ACBC-7A50B6FC4B41



- The ability for victims to specify days on which they do not want to receive non-emergency notifications.
- The ability for victims to specify what methods of notification (e.g., just this email address, just text for this phone number) they wish to receive after hours notifications should one occur.
- The ability for victims to specify what methods of notification should be used for each category of notification.
- The ability for victims to view recent notifications from their portal dashboard and to stop notification calls from their portal account.
- The ability to let victims define their relationship with the offender/defendant.
- The ability to allow local victim/witness staff to proxy register a victim and validate their victim status.
- The ability for victims or their proxies to identify the types of crime involved.
- The ability to provide additional types of notifications to validated victims.
- The ability to manually create a notification concerning one or many offenders/defendants.
- The ability to modify notifications including: the ability to review the text of a notification before sending it, the ability to modify the text of a notification, including all text components, as needed, and the ability to add special text statements that can be injected into specific event notifications.
- The ability to change the re-call schedule for phone calls.
- The ability to specify how many voicemails should be left on a phone number for a notification.
- The ability to allow victims to confirm phone calls without having to remember a PIN code.
- The ability to change the re-call schema if a notification voicemail was provided.
- The ability to stop calling all phones for a victim once a notification is confirmed on one of the phones.
- The ability to determine if the victim received notification some other way when one method fails.
- The ability to track and view every communication with a victim.
- The ability to trace a notification all the way back to the raw data provided by the agency.
- The ability to see all email and text notifications that are returned undeliverable and to see replies to emails and texts.
- The ability to set alert thresholds on the count of each notification event.
- The ability to set wait times for a type of notification
- The ability to specify types of delivery allowed for notification events.
- The ability to add new types of notifications and develop the message text for them.
- The ability to add links, FAQs, news items, downloadable publications, and other content to the portal without vendor assistance.

**MINUTES OF THE COLORADO COUNTY  
COMMISSIONER'S COURT REGULAR MEETING**

**April 28, 2025**

Docusign Envelope ID: 448703CC-5F41-4E79-ACBC-7A50B6FC4B41



- The ability for resource providers to apply for inclusion in a provider directory and to manage the provider information.
- The ability to have a portal that is unique to the state/agency, to determine what can or should appear in the portal, to define the presentation of information, and for which new content and features can be added specific to the state/agency.
- The ability to extend the solution and add new features quickly.
- The ability to conduct a spontaneous outreach to victims, providers, or anyone else in the system based on common information (crime type, service provided, etc.)

**A Unified Extensible Suite of Services**

SylogistGov VSS is a sophisticated suite of modules that can be added on after the original system implementation. Though the installation begins with the Victim Notification product, the Case Management system upon which it is built, and the portal, the system is then extendable with affordable modules that support a variety of victim services and restorative justice capabilities.

The vision for SylogistGov VSS is to provide a single location for victims of crime to access all of their needs from services, to notification, to restorative justice, to compensation and restitution, and more. We want to end the era of victims being required to reach out to numerous agencies and non-profits just to learn and apply for services that that state laws and constitutions entitle them too.

Here are a few highlights of the service modules we provide:

**Victim/Offender Dialog:**

Amongst the restorative justice practices VOD is one of the most powerful, but also one that comes with significant risks. Our VOD module was developed in partnership with the Texas Department of Criminal Justice, who have set the standard for the field. It provides a safe and controlled environment that prevents excess, unwanted, or accidental contact, and the ability to review and monitor exchanges to ensure that the safety, well-being and rights of all parties are protected.

**Victim Compensation and Restitution:**

The newest tool in the VSS set is our Victims Compensation System allowing the management of Victims Compensation Claims in addition to restitution and recovery. With an existing victim and offender database, managed safely in state hands, the compensation module can work in concert with the rest of the VSS suite to provide a powerful tool for both managing claims and managing the collection and payout of court ordered restitution.

**Case Management:**

Though part of the base solution, the inclusion of case management cannot be ignored. Allowing victims services staff to support access to services for victims of crime, collect



**MINUTES OF THE COLORADO COUNTY  
COMMISSIONER'S COURT REGULAR MEETING**

**April 28, 2025**

Docusign Envelope ID: 448703CC-5F41-4E79-ACBC-7A50B6FC4B41



important reporting data for state required or federal VOCA reports, and provide a continuous linkage between victims and their advocates, the SylogistGov VSS Case Management system goes far beyond its competitors.

**A System that puts Safety, Security, and State Control First**

In a time when security breaches are common and data management by external vendors is frequently suspect, Sylogist offers a solution that puts security first, and directly in the hands of the state that owns it. Installed in a FedRAMP/FISMA certified and state-owned Microsoft Government Community Cloud tenant owned by the Texas Department of Criminal Justice, you will have complete visibility and transparency in how your data is handled and where it is stored. Served by SylogistGov VSS, victim and offender data in Texas:

- Will NEVER leave the bounds of state and government owned systems and file stores.
- Will ALWAYS be available, accessible, and under control of State of Texas staff.
- Will NEVER be shared, mined, transferred, used as the basis for other products, or otherwise commodified by Sylogist (unless explicitly directed to by the state).

**Prior Implementations**

**Indiana Department of Correction (IDOC)**

IDOC replaced the VINE system due to security, cost, and reliability issues. Sylogist implemented the core of a new notification system in seven weeks, improving customization and service for victims. The system enhanced victim notifications, law enforcement alerts, facility emergency alerts, sex offender registration processes, parole hearing management, and victim outreach efforts. It also set the foundation for expanding justice system capabilities with expansions and enhancements continuing today.

**Texas Department of Criminal Justice (TDCJ)**

TDCJ replaced VINE with the VSS powered IVSS solution that integrated the Texas Crime Victim Clearinghouse and Victim Offender Mediation Dialogue (VOMD). The Integrated Victim Services System improved data visibility, interoperability, and privacy. It introduced individual and general notifications, allowing for tailored notifications based on victim relationships or requests.

**Virginia Department of Corrections (VADOC)**

VADOC implemented VSS as a notification and case management solution to replace VINE and enhance victim services collaboration across state agencies. The system improved transparency, reporting, and agency-specific features, including collaboration spaces for the Virginia Parole Board and Attorney General's Office. It introduced blackout logic for contact-free days and agency-specific notification formats.

**Oregon Department of Corrections (ODOC)**

ODOC sought a transparent and flexible victim notification system with improved data protection to replace the VINE system. The system allows for manual outreach during emergencies (e.g., wildfire evacuations) and enables victims to customize after-hours notification preferences. The success

**MINUTES OF THE COLORADO COUNTY  
COMMISSIONER'S COURT REGULAR MEETING**

**April 28, 2025**

Docusign Envelope ID: 448703CC-5F41-4E79-ACBC-7A50B6FC4B41



of the system has lead to statewide expansion and continued planning for new features such as linkage to state Medicaid databases to ensure federal compliance with requirements for incarcerated individuals.

**South Dakota Attorney General's Office**

Unlike other states, South Dakota did not replace an existing system but implemented a victim services solution based on Indiana's SAVIN Dynamics template. It introduced victim verification, limited notification options for interested parties, and specialized law enforcement and attorney portals. The system integrated with USDOJ data exchange standards and featured automated phone notifications and proxy registration.

**Your Core Sylogist Implementation Team**

The SylogistGov VSS delivery team brings decades of experience with a PMP certified Delivery Director bringing 27 years of experience, a product owner and lead engineer with 30 years experience in development and delivery, a solution architect with 24 years experience, and our contract manager and client service partner who bring 20 years of public sector victim services and public safety experience. Our dedicated team is public service focused, and ready to deliver a unified system for the state of Texas.

**What our Customers Say**

*"This system revolutionized our Victim Services Unit and what we are able to offer victims. There is not enough space to express our gratitude and appreciation for the system's capabilities."*

Amber Leake  
Victim Services Director  
Virginia Department of Corrections

Amber also recently said at a National Association of Victim Assistance in Corrections meeting about the change to the Sylogist solution: *"I had a Pinto, I asked for a Camry, I got a Lamborghini!"*

*"This allows ODOC to manage the notification system utilizing best practices, emergency management protocols, and maintains 100% control of its content. "*

Parrish VanWert  
Correctional Service Division Contracts Administrator  
Oregon Department of Corrections

*"We were able to configure and implement the system in a very short timeframe while working with and migrating from antiquated legacy systems within our agency. I cannot imagine working this well with any other vendor."*

Angie McCown  
Victim Services Division Director  
Texas Department of Criminal Justice

At the end of the day SylogistGov VSS provides the most flexible and transparent notification capability on the market, all while ensuring state ownership of your data. We thank you for the consideration of the Sylogist offer and look forward to continuing to provide Texans with the best in victims services.



**MINUTES OF THE COLORADO COUNTY  
COMMISSIONER'S COURT REGULAR MEETING  
April 28, 2025**

DocuSign Envelope ID: 448703CC-5F41-4E79-ACBC-7A50B6FC4B41



**Description of Offeror's Business and Legal Relationships**

1. Offeror shall provide a description of the business (and if this is a joint venture, describe all businesses involved in the venture) including:

Business name: SylogistGov, Inc.

Address: 10354 W. Chatfield Avenue, Suite 200, Littleton, CO 80127

Type of Organization: C-Corporation

Date of formation: 08-28-1989

State of Charter and Corporate charter number: Delaware – File#: 2206174

FEIN: 52-1664004

Description:

Located in Littleton, CO, SylogistGov Inc., ([www.sylogist.com](http://www.sylogist.com)), is a well-established and profitable business that has been serving federal and state government agencies, as well as not-for-profit/NGO organizations across the United States. We operate globally with 200 employees and supporting governments and non-profits in the United States, Canada, and the United Kingdom.

Sylogist specializes in providing comprehensive solutions for the public sector. With over 2,000 customers globally, including all levels of government, non-profit and non-governmental organizations, educational institutions, and public compliance-driven and funded companies, we have a proven track record in delivering successful solutions. Our company maintains industry-leading profitability, a strong balance sheet, a history of successful acquisitions, and a portfolio of mission-critical SaaS solutions.

Since July 2010, Sylogist has been offering Victim Notification Systems, successfully transitioning states such as Indiana, Texas, Virginia, and South Dakota to our SylogistGov Victim Services Solution. As a trusted Microsoft partner, we leverage Microsoft Dynamics 365 CRM and SharePoint at the core of our proprietary intellectual property. SylogistGov is highly regarded for its enterprise-level case management, grantor money management, and justice solutions.

To ensure the highest quality and value in our operations, we maintain a dedicated and experienced staff of public sector and nonprofit accounting professionals across all primary disciplines within our company. From Executive Management to Sales, Marketing, Client Services, Customer Care, and Research and Development, our team possesses the expertise necessary to deliver successful projects. With a focus on publicly funded organizations, Sylogist offers a unique blend of experience and subject matter expertise, reducing the overall risk associated with Victim Notification projects. Our staff boasts an average tenure of 9 years for both professional services and technical support. Moreover, our solution framework aligns with Microsoft's extensive research



**MINUTES OF THE COLORADO COUNTY  
COMMISSIONER'S COURT REGULAR MEETING**

**April 28, 2025**

Docusign Envelope ID: 448703CC-5F41-4E79-ACBC-7A50B6FC4B41



and development investments in the Dynamics 365 application platforms, providing unparalleled investment protection.

2. Offeror shall provide the name(s) and provide a description(s) of any relationship(s) with any individual or entity that are, or may be, in any way related, directly or indirectly, in Preparation of a response and/or Performance of contract. This requirement to disclose and describe information includes any individual(s) and/or entity(ies) that provide financing or otherwise financially support, or expect to financially support, the Offeror in its performance of services under the Contract. If the business is a division or subsidiary of any other organization, the summary shall include the following information about the parent organization:

Business name: Sylogist Ltd

Address: Suite 401, 5920-1A Street SW Calgary, AB T2H 0G3

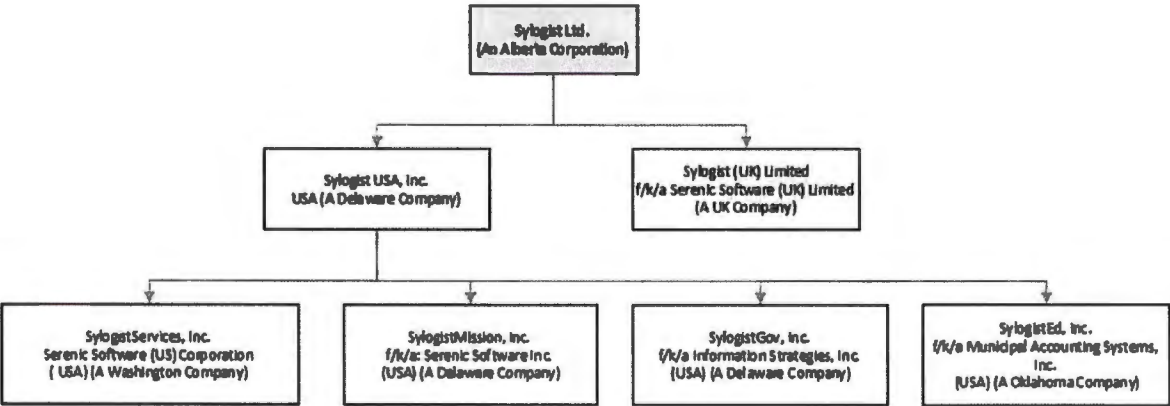
Type of Organization: C-Corporation

Date of formation: 01-01-2008

State of Charter and Corporate charter number: Alberta & Corporate Access Number: 2013692831

FEIN: N/A

Description:



Sylogist Ltd., provides mission-critical SaaS solutions to over 2,000 public sector customers globally across the government, non-profit, and education market segments. The Company's stock is traded on the Toronto Stock Exchange under the symbol SYZ. In addition, Sylogist Ltd. is the ultimate parent company to SylogistGov Inc. Information about Sylogist, inclusive of full financial statements together with Management's Discussion and Analysis, can be found at

**MINUTES OF THE COLORADO COUNTY  
COMMISSIONER'S COURT REGULAR MEETING  
April 28, 2025**

Docusign Envelope ID: 448703CC-5F41-4E79-ACBC-7A50B6FC4B41



[www.sedarplus.ca](http://www.sedarplus.ca) or at [www.sylogist.com](http://www.sylogist.com).

### Description of Contractors

Business name: Westpark Communications, L.P.

Address: 8917 Louetta Rd Suite 400, Spring, TX 77379

Type of organization: Call Center

Date of formation: March 1, 1968

State of charter and corporate charter number: Texas, 800903255

Listing of each principle partner or officer:

- Ted Edwards, Partner
- Edna Wesneski, Partner

Joshua Patten, Officer

FEIN: 26-1490834

**Description of Services:** Westpark Communications provides call center support for the SylogistGov VSS solution, and comprises approximately 7% of the contribution to the financial scope of the project. Westpark serves only as a call center, and does not implement or provide system or exchange support.

**MINUTES OF THE COLORADO COUNTY  
COMMISSIONER'S COURT REGULAR MEETING  
April 28, 2025**

Docusign Envelope ID: 448703CC-5F41-4E79-ACBC-7A50B6FC4B41



**Past Performance References**

Please see Forms C submitted as part of the online submission of this document for Sylogist's references, and Form E submitted providing release of liability.



MINUTES OF THE COLORADO COUNTY  
COMMISSIONER’S COURT REGULAR MEETING  
April 28, 2025

Docusign Envelope ID: 448703CC-5F41-4E79-ACBC-7A50B6FC4B41

SAVINS FORM B PRICING SUMMARY TABLE

Pricing Tiers	Population Start	Population End	Startup & Implementation Costs*	Annual Jail Service Fee	Annual Court Service Fee*	Total Annual Fee per Tier (both Jails and Courts)
0	5,000,000	Unlimited	\$3500	\$130,655	\$33,451	\$164,116
1	3,000,000	4,999,999	\$2500	\$102,774	\$26,186	\$128,960
2	2,000,000	2,999,999	\$2500	\$74,465	\$18,966	\$93,431
3	1,000,000	1,999,999	\$2500	\$52,227	\$12,995	\$65,222
4	400,000	999,999	\$1750	\$36,731	\$9,139	\$45,870
5	250,000	399,999	\$1750	\$24,445	\$6,194	\$30,639
6	100,000	249,999	\$1750	\$12,268	\$3,052	\$15,320
7	50,000	99,999	\$1750	\$8,394	\$2,088	\$10,482
8	20,000	49,999	\$1500	\$5,452	\$1,180	\$6,632
9	0	19,999	\$1500	\$3,444	\$857	\$4,301

\*Startup & Implementation costs are waived for all present participants in the OAG SAVNS Grant program who participate in Phase I of the project.

**MINUTES OF THE COLORADO COUNTY  
COMMISSIONER'S COURT REGULAR MEETING  
April 28, 2025**

**COUNTY ROAD RIGHT-OF-WAY  
APPLICATION, AGREEMENT & PERMIT  
FOR COLORADO COUNTY**

Application

Applicant Company: Capital Underground Utilities, LLC

Contact Person: Hugo Salazar

Address: 918 Tassell St Houston, TX 77076

Phone: 832-396-5750 Fax:

Location of right-of-way for proposed construction/installation/repairs in Precinct \_\_\_\_:

Intersection on Clayborne St and Norway St (Pipe Bursting) running towards FM 2434.

Open Cut Sanitary Sewer on the Intersection of Shirley Oaks Dr and Schienburg Ln

Description of right-of-way work to be performed:

Rehabilitation of Sanitary Sewer for Colorado County

04/11/2025  
Date

Hugo Salazar  
Signature of Firm Name Representative

Hugo Salazar  
Printed Name of Firm Name Representative

**MINUTES OF THE COLORADO COUNTY  
COMMISSIONER'S COURT REGULAR MEETING**

**April 28, 2025**

**Agreement**

In exchange for the issuance of a permit by Colorado County to perform the work described on the Application, Applicant agrees to comply with the following provisions:

1. Applicant shall pay a permit, inspection and document review fee of \$1,000 for the Oil & Gas industry and \$100 for all other types of right-of-way permits and a fee of \$500 for each open cut of a County Road if that procedure is approved by the Precinct Commissioner.
2. Applicant expressly recognizes that the issuance of a permit by Colorado County does not grant any right, claim, title, or easement in or upon the road or its appurtenances. In the future, should Colorado County, for any reason, need to work, improve, relocate, widen, increase, add to, decrease, or in any manner change the structure of the road or right-of-way, the line, if affected, will be moved, or relocated at the complete expense of Applicant.
3. Colorado County, its employees, agents or assigns will be held harmless for all claims, actions, or damages of every kind and description which may occur to or be suffered by any person or persons, corporation, or property by reason of the performance of any such work, character of material used or manner of installation, maintenance or operation or by improper occupancy of rights-of-way or public place or public structure, and in case any suit or action is brought against Colorado County for damages arising out of or by reason of any of the above causes, Applicant, its successors or assigns, will upon notice to him or them of commencement of such action, defend the same at his or their own expense, and will satisfy any judgment after said suit or action shall have finally been determined if adverse to Colorado County.
4. Colorado County, its employees and agents will, at no time, be held liable for any damage or injury done to the property of Applicant whether in contract or in tort, which may result from improving and/or maintaining its county roads or right-of-ways.
5. The Applicant must provide two (2) copies of drawings or diagrams showing proposed location of the utility, pipeline, communication line, electrical line, or telephone line (hereafter "utility") with respect to right-of-way, type of installation or repair, size, length, material, and size of appurtenances, if any.
6. The construction and maintenance by Applicant shall not interfere with a previously installed utility. When necessary to remove or adjust another utility, a representative of that other utility shall be notified to decide the method and work to be done. Any cost of temporarily or permanently relocating other utilities shall be borne by Applicant.



**MINUTES OF THE COLORADO COUNTY  
COMMISSIONER'S COURT REGULAR MEETING**

**April 28, 2025**

7. If Applicant is installing a pipeline across a county road, the pipe shall be encased from right-of-way line to right-of-way line. Vents will be provided at each end where the length of casing is over 150 feet. All vents shall be placed outside county road right-of-way. Readily identifiable and suitable markers shall be placed at the right-of-way line where it is crossed by the pipeline.
8. If Applicant is installing a pipeline along the county road right-of-way it shall be located as close as possible to the right-of-way line as specified by the Precinct Commissioner. Readily identifiable and suitable markers shall be placed along the pipeline every 1,000 feet.
9. Applicant agrees to haul heavy loads or equipment to the work site along routes designated by the Commissioner of the Precinct in which such roads are located and Applicant, further, agrees to reimburse the County for any and all damages to roads and bridges in Colorado County from the movement of said loads or equipment within 30 days of receipt of County's notice of damages.
10. The Applicant shall make every effort to open and close all trenching operations during the daylight hours of one day. Appropriate measures shall be followed in the interest of safety, traffic convenience and access to adjacent property for all trenching operations. It shall be the responsibility of the Applicant to adhere to the section on construction and maintenance as outlined in the Texas Manual of Uniform Traffic Control Devices.
11. All lines, where practicable, shall be located to cross roadbed at an approximate right angle. No lines are to be installed under or within 50 feet of either end of any bridge. No lines shall be placed in any culvert or within 10 feet of the closest point of same.
12. Parallel lines will be installed as near to the right-of-way line as possible, and no parallel line will be installed in the roadbed or between the drainage ditch and the roadbed without special permission of the Precinct Commissioner.
13. No work shall be performed in the County right-of-way until after a permit has been issued by the County. Each permit will be valid for a period of 180 days. If construction has not been completed within this period, a new permit must be obtained.
14. The Applicant or its Contractor shall have a copy of the executed Application, Agreement and Permit available on the job site during the duration of the work.
15. All lines shall be buried at least forty (40) inches below the lowest point of the roads, ditches, creeks or borrow pits.
16. All open cut excavations of a county road shall be no greater in width than is necessary to adequately install the utility line.

**MINUTES OF THE COLORADO COUNTY  
COMMISSIONER'S COURT REGULAR MEETING**

**April 28, 2025**

17. Operations along roadways shall be performed in such a manner that all excavated material be kept off the pavement at all times, as well as all operating equipment and materials. No equipment or installation procedures will be used which will damage any road surface or structures. The cost of any repairs to road surface, roadbed, structures, or other right-of-way features as a direct result of this installation will be borne by the Applicant.
18. Upon completion of the project, all equipment, construction material, surplus materials, trash, broken concrete, lumber, etc. shall be removed from the construction site. The entire construction site shall be graded and cleaned to present the appearance as it was prior to construction or better.
19. For utility lines crossing under a County road or private entrance, Contractor shall be required to drill, core, or bore through the sub-grade at a depth to be determined by the Precinct Commissioner. If, however, such procedure is deemed impractical by reason of rock, utilities, underground construction or terrain, special permission shall be obtained from the Precinct Commissioner before an open road cut will be allowed. If approved, trenching, backfilling, and resurfacing of the cut shall be done in accordance with the procedures outlined in this Agreement. The Applicant shall be responsible for all paving repair for a period of one year after completion.
20. Backfill requirements for all open cut excavation and trenches shall be as follows:
  - i. Areas not subject to or influenced by vehicular traffic- the trench backfill shall be placed in layers not more than ten inches (10") in depth, and shall be compacted by whatever means the Contractor chooses.
  - ii. Areas subject to or influenced by vehicular traffic- the trench backfill shall be mechanically compacted in six-inch (6") lifts to a minimum of ninety percent (90%) modified proctor density.
    1. Dirt Roads- Backfill shall be well tamped in six inch (6") layers to a point nine inches (9") below the surface of the road, after which one-foot (1') of good gravel shall be tamped until level with the existing surface.
    2. Gravel Roads and Streets- Backfill shall be well tamped in six inch (6") layers to a point nine inches (9") below the surface of the road after which one foot (1') of good gravel shall be tamped until level with the existing surface.
    3. Asphalt Roads- Backfill materials shall be selected mineral aggregate and cement in proportions of 27 to 1, properly compacted (tamped to proper density of 90%) to within two inches (2") of road surface. Asphaltic concrete must then be added and tamped or rolled to make a level surface with existing road surface.

**MINUTES OF THE COLORADO COUNTY  
COMMISSIONER'S COURT REGULAR MEETING**

**April 28, 2025**

21. The Applicant shall not cut or open more than one-half of the roadway at a time, in order to maintain the flow of traffic at all times. However, in an emergency or with the permission of the Precinct Commissioner, the total width of the roadway may be cut or opened, provided barricades are placed at the first intersection each way from the cut, and suitable detour signs are erected.
22. All of the above work shall be done under the direction of, and be satisfactory to, the Precinct Commissioner. The holder of the permit shall notify the Precinct Commissioner twenty-four (24) hours prior to the time the work will be done, to allow the Precinct Commissioner to be present at the time the work is done. This will in no way relieve the Applicant from its responsibility for maintenance due to failure of the repaired cut.
23. Failure to Comply with Specifications: If an opening or cut in the county right-of-way is not refilled and restored as herein provided, the County will notify the Applicant in writing to refill and restore the opening to the satisfaction of the Precinct Commissioner. If the Applicant fails to comply with the written request within ninety (90) days after receipt of such notice, the County is authorized to disable or remove the utility from the right-of-way and Applicant will pay for any expenses for the refilling and restoration within thirty (30) days after notice of the amount by County. Failure to refill, restore, or pay will authorize the County to collect using the Performance Bond. No further permits shall be issued to such Applicant until these costs have been paid.
24. An opening or cut in a county road that is not refilled and restored within 24 hours following verbal notice to applicant by Precinct Commissioner will be repaired by County and Applicant will be billed for the cost of repairs. Failure to pay this bill will authorize County to collect the bill using the Performance Bond.
25. In the event that the Applicant or its successor(s) abandons the utility, Applicant shall give written notice to the Colorado County Judge, P.O. Box 236, Columbus, TX 78934.
26. If the utility is abandoned or at the expiration of the use of said utility, Applicant will timely remove the utility from the county right of way. In the event said utility is not removed, ownership of the utility will vest in County. It is agreed that "timely removal" of said utility shall be within 120 days after said utility is abandoned or use expires.
27. Applicant must post a performance bond in the amount of \$2,500 per mile and \$2500 for each boring under a county road assuring the performance of said work in compliance with the terms of this contract and pay a permit, inspection and document review fee of \$1,000 for the Oil & Gas industry and \$100 for all other types of right-of-way permits to Colorado County.
28. Applicant shall obtain, at Applicant's expense, and keep in effect during the term of this Agreement, Commercial General Liability Insurance covering bodily injury and property



**MINUTES OF THE COLORADO COUNTY  
COMMISSIONER'S COURT REGULAR MEETING**

**April 28, 2025**

damage with minimum coverage of \$1,000,000.00 per occurrence in a form satisfactory to the County.

29. Applicant shall comply with and at all times abide by all applicable federal, state and local laws, rules and regulations.

30. This permit only applies to Colorado County right-of ways. Applicant acknowledges that this permit does not grant the right to trespass or damage non-right-of-way property owned by adjoining landowners, and Applicant accepts this permit subject to any and all rights of the adjoining landowners.

04/11/2025

Date

Hugo Salazar


Applicant

Hugo Salazar, Project Manager

Approved by Commissioners Court on the 30<sup>th</sup> day of April, 2025.

4-28-25

Date

  
Colorado County Judge

**MINUTES OF THE COLORADO COUNTY  
COMMISSIONER'S COURT REGULAR MEETING**

**April 28, 2025**


Permit

Following approval by Commissioners Court, Colorado County hereby issues this permit for the work described in the attached Application which is to be performed in accordance with the provisions of the attached Agreement.

Date

4-28-25

Colorado County Judge

A handwritten signature in black ink, consisting of several overlapping strokes, is written over a horizontal line. The signature is positioned to the right of the printed text "Colorado County Judge".

April 28, 2025

# CDBG-MIT-HURRICANE HARVEY STATE MID COLORADO COUNTY 24-065-079-E734

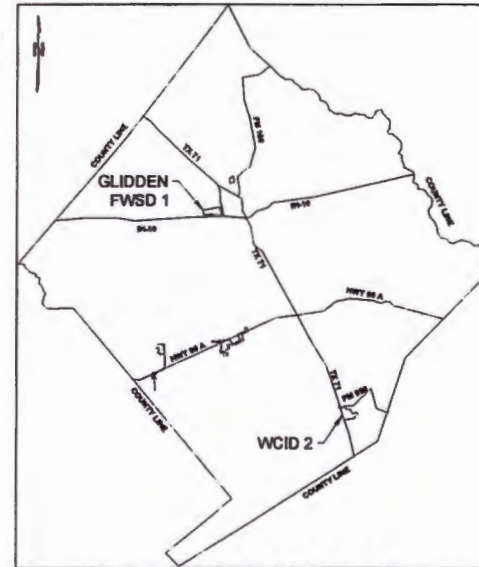
## CID03: SEWER IMPROVEMENTS FOR

WCID 2: WW RAS PUMP;  
GLIDDEN SEWER - NORWAY STREET: NORWAY STREET; AND  
GLIDDEN SEWER - SHIRLEY OAKS: SHIRLEY OAKS DRIVE.

COLORADO COUNTY  
OCTOBER, 2024

**WEISHUHN ENGINEERING, INC.**  
ENVIRONMENTAL & ENGINEERING SOLUTIONS  
REGISTERED FIRM NO. 66  
1008 LIVE OAK ST, P.O. BOX 358  
COLUMBUS, TEXAS 78934  
(979) 732-6997  
[www.wei-eng.com](http://www.wei-eng.com)

CONTRACTOR TO CONTACT DIG-TESS @  
1-800-DIG-TESS 48-HOURS PRIOR TO EXCAVATION.



**LOCATION MAP**

### INDEX

SHEET NO.	DESCRIPTION
1	COVER PAGE
2	NOTES & SPECIFICATIONS
3	WCID 2 WW RAS PUMP OVERALL SITE PLAN AND PROFILE
4	NORWAY STREET OVERALL SITE PLAN
5	NORWAY STREET PLAN & PROFILE STA. 0+00 - 5+00
6	NORWAY STREET PLAN & PROFILE STA. 5+00 - 7+78
7	SHIRLEY OAKS DRIVE OVERALL SITE PLAN
8	SHIRLEY OAKS DRIVE PLAN & PROFILE STA. 0+00 - 1+10
9	DETAILS







MINUTES OF THE COLORADO COUNTY  
COMMISSIONER'S COURT REGULAR MEETING

April 28, 2025



CERTIFICATE OF LIABILITY INSURANCE

DATE (MM/DD/YYYY)  
2/20/2025

THIS CERTIFICATE IS ISSUED AS A MATTER OF INFORMATION ONLY AND CONFERS NO RIGHTS UPON THE CERTIFICATE HOLDER. THIS CERTIFICATE DOES NOT AFFIRMATIVELY OR NEGATIVELY AMEND, EXTEND OR ALTER THE COVERAGE AFFORDED BY THE POLICIES BELOW. THIS CERTIFICATE OF INSURANCE DOES NOT CONSTITUTE A CONTRACT BETWEEN THE ISSUING INSURER(S), AUTHORIZED REPRESENTATIVE OR PRODUCER, AND THE CERTIFICATE HOLDER.

IMPORTANT: If the certificate holder is an ADDITIONAL INSURED, the policy(ies) must be endorsed. If SUBROGATION IS WAIVED, subject to the terms and conditions of the policy, certain policies may require an endorsement. A statement on this certificate does not confer rights to the certificate holder in lieu of such endorsement(s).

PRODUCER 365 Insurance Agency LLC 1120 Pasadena Blvd  Pasadena TX 77506	CONTACT NAME: Sergio Santamaria PHONE (A/C, No, Ext): 281-617-7133 FAX (A/C, No): 832-975-1089 E-MAIL ADDRESS: sergio@get365ins.com
INSURED Capital Underground Utilities, LLC 918 Tassell St  Houston TX 77076-4841	INSURER(S) AFFORDING COVERAGE INSURER A: CRUM & FORSTER SPECIALTY INS CO NAIC # 44520 INSURER B: Infinity County Mutual Insurance Company 13820K INSURER C: Texas Mutual Insurance Company 22945 INSURER D: INSURER E: INSURER F:

COVERAGES CERTIFICATE NUMBER: REVISION NUMBER:

THIS IS TO CERTIFY THAT THE POLICIES OF INSURANCE LISTED BELOW HAVE BEEN ISSUED TO THE INSURED NAMED ABOVE FOR THE POLICY PERIOD INDICATED. NOTWITHSTANDING ANY REQUIREMENT, TERM OR CONDITION OF ANY CONTRACT OR OTHER DOCUMENT WITH RESPECT TO WHICH THIS CERTIFICATE MAY BE ISSUED OR MAY PERTAIN, THE INSURANCE AFFORDED BY THE POLICIES DESCRIBED HEREIN IS SUBJECT TO ALL THE TERMS, EXCLUSIONS AND CONDITIONS OF SUCH POLICIES. LIMITS SHOWN MAY HAVE BEEN REDUCED BY PAID CLAIMS.

IRSH LTR	TYPE OF INSURANCE	ADDL SUBR INSD WVD	POLICY NUMBER	POLICY EFF (MM/DD/YYYY)	POLICY EXP (MM/DD/YYYY)	LIMITS
A	<input checked="" type="checkbox"/> COMMERCIAL GENERAL LIABILITY <input type="checkbox"/> CLAIMS-MADE <input checked="" type="checkbox"/> OCCUR  GENTL AGGREGATE LIMIT APPLIES PER: <input checked="" type="checkbox"/> POLICY <input type="checkbox"/> PRO-JECT <input type="checkbox"/> LOC OTHER:	Y Y	GLO-109809	10/7/2024	10/7/2025	EACH OCCURRENCE \$ 1,000,000 DAMAGE TO RENTED PREMISES (Ea occurrence) \$ 100,000 MED EXP (Any one person) \$ 5,000 PERSONAL & ADV INJURY \$ 1,000,000 GENERAL AGGREGATE \$ 2,000,000 PRODUCTS - COMPROP AGG \$ 2,000,000 Total Policy Aggregate Limit \$ 5,000,000 COMBINED SINGLE LIMIT (Ea accident) \$ \$1,000,000.00 BODILY INJURY (Per person) \$ BODILY INJURY (Per accident) \$ PROPERTY DAMAGE (Per accident) \$ \$1,000,000.00
B	AUTOMOBILE LIABILITY <input checked="" type="checkbox"/> ANY AUTO <input type="checkbox"/> ALL OWNED AUTOS <input type="checkbox"/> SCHEDULED AUTOS <input type="checkbox"/> HIRED AUTOS <input type="checkbox"/> NON-OWNED AUTOS Total Policy Agg	Y Y	50009893101	12/5/2024	6/5/2025	
A	UMBRELLA LIAB <input checked="" type="checkbox"/> OCCUR EXCESS LIAB <input type="checkbox"/> CLAIMS-MADE DED RETENTION \$		SFO-132675	10/7/2024	10/7/2025	EACH OCCURRENCE \$ 2,000,000 AGGREGATE \$ 2,000,000 Products-Completed Operat \$ 2,000,000
C	WORKERS COMPENSATION AND EMPLOYERS' LIABILITY ANY PROPRIETOR/PARTNER/EXECUTIVE OFFICER/MEMBER EXCLUDED? (Mandatory in NH) If yes, describe under DESCRIPTION OF OPERATIONS below	Y/N N N/A Y	0002084370	10/7/2024	10/7/2025	<input checked="" type="checkbox"/> PER STATUTE <input type="checkbox"/> OTHER E.L. EACH ACCIDENT \$ 1,000,000 E.L. DISEASE - EA EMPLOYEE \$ 1,000,000 E.L. DISEASE - POLICY LIMIT \$ 1,000,000

DESCRIPTION OF OPERATIONS / LOCATIONS / VEHICLES (ACORD 101, Additional Remarks Schedule, may be attached if more space is required)  
Project: Sewer Improvements Texas General Land Office Community Development & Revitalization  
Colorado County is additional insured, on a primary and noncontributory basis, with respect to the General Liability and Auto Liability to the extent provided in the blanket endorsements included on the policies. A waiver of subrogation is included in favor of certificate holder with respect to the General Liability, Auto Liability and Workers' Compensation policies to the extent provided in the blanket endorsements attached to the policies only per written contract between named insured and the certificate holder that requires such status.

CERTIFICATE HOLDER

CANCELLATION

Colorado County 400 Spring St P.O. Box 236 Columbus TX 78934-2456	SHOULD ANY OF THE ABOVE DESCRIBED POLICIES BE CANCELLED BEFORE THE EXPIRATION DATE THEREOF, NOTICE WILL BE DELIVERED IN ACCORDANCE WITH THE POLICY PROVISIONS.  AUTHORIZED REPRESENTATIVE Sergio Santamaria
--	--



**MINUTES OF THE COLORADO COUNTY  
COMMISSIONER'S COURT REGULAR MEETING**

**April 28, 2025**

Bond No. 101337775

**PERFORMANCE BOND**

KNOW ALL MEN BY THESE PRESENTS that:

Capital Underground Utilities, LLC

(Name of Contractor or Company)

918 Tassell St., Houston, TX 77076

(Address)

a                      Corporation hereinafter called Principal, and

Merchants National Bonding, Inc.

(Name of Surety Company)

P.O. Box 14498, Des Moines, Iowa 50306-3498

(Address)

hereinafter called Surety, are held and firmly bound unto

Colorado County

(Name of Grant Recipient)

4 400 Spring Street, Columbus, TX 78934

(Grant Recipient's Address)

hereinafter called OWNER, in the penal sum of \$ 119,125.00

Dollars (\$ 119,125.00) in lawful money of the United States, for the payment of which sum well and truly to be made we bind ourselves, successors, and assigns, jointly and severally, firmly in these presents.

THE CONDITION OF THIS OBLIGATION is such that whereas, the Principal entered into a certain contract with the OWNER dated the 2nd day of April 2025, a copy of which is hereto attached and made a part hereof for the construction of:

Sewer Improvements Texas General Land Office Community Development & Revitalization

Contract 24-065-079-E734 CID 03

NOW THEREFORE, if the Principal shall well, truly and faithfully perform its duties in all the undertakings, covenants, terms, conditions, and agreements of said contract during the original term thereof, and any extensions thereof which may be granted by the OWNER, with or without notice to the Surety and during the one year guaranty period, and if he shall satisfy all claims and demands incurred under such contract, and shall fully indemnify and save harmless the OWNER from all costs and damages which it may suffer by reason of failure to do so, and shall reimburse and repay the OWNER all outlay and expense which the OWNER may incur in making good any default, then this obligation shall be void, otherwise to remain in full force and effect.



**MINUTES OF THE COLORADO COUNTY  
COMMISSIONER'S COURT REGULAR MEETING**

**April 28, 2025**

PROVIDED FURTHER, that the said Surety, for value received hereby stipulates and agrees that no change, extension of time, alteration or addition to the terms of the contract or to WORK to be performed thereunder or the SPECIFICATIONS accompanying the same shall in any way affect its obligation on this BOND, and it does hereby waive notice of any such change, extension of time, alteration or addition to the terms of the contract or to the WORK or to the SPECIFICATIONS.

PROVIDED, FURTHER, that no final settlement between the OWNER and the Principal shall abridge the right of any beneficiary hereunder, whose claim may be unsatisfied.

IN WITNESS WHEREOF, this instrument is executed in \_\_\_\_\_<sup>3</sup>\_\_\_\_\_ counterparts, each one of which shall be deemed an original, this the 2ND day of April 2025.

ATTEST:

Capital Underground Utilities, LLC

(Principal)

(Principal Secretary)

Viviana Morales

By

Horacio Luna  
President

(SEAL)

(Witness as to Principal)

Hugo Salazar

(Address)

918 Tassell St., Houston, TX 77076

Project Manager

918 Tassell St., Houston, TX 77076

(Address)

ATTEST:

Merchants National Bonding, Inc.

(Surety)

Ms

(Witness as to Surety)

Mirell Stanford

By

Megan Lieschenski

(Attorney in Fact) Megan Lieschenski

P.O. Box 14498, Des Moines, Iowa 50306-3498

P.O. Box 14498, Des Moines, Iowa 50306-3498

(Address)

(Address)

NOTE: Date of BOND must not be prior to date of Contract. If PRINCIPAL/CONTRACTOR is Partnership, all partners should execute BOND.

MINUTES OF THE COLORADO COUNTY  
COMMISSIONER'S COURT REGULAR MEETING

April 28, 2025

**MERCHANTS**  
BONDING COMPANY™  
**POWER OF ATTORNEY**

Know All Persons By These Presents, that MERCHANTS BONDING COMPANY (MUTUAL) and MERCHANTS NATIONAL BONDING, INC., both being corporations of the State of Iowa, d/b/a Merchants National Indemnity Company (in California only) (herein collectively called the "Companies") do hereby make, constitute and appoint, individually,

Brian P Herrera; Jacob Strader; Jordan Henderson; Justin McQuain; Megan Liescheski; Mirell Stanford

their true and lawful Attorney(s)-in-Fact, to sign its name as surety(ies) and to execute, seal and acknowledge any and all bonds, undertakings, contracts and other written instruments in the nature thereof, on behalf of the Companies in their business of guaranteeing the fidelity of persons, guaranteeing the performance of contracts and executing or guaranteeing bonds and undertakings required or permitted in any actions or proceedings allowed by law.

This Power-of-Attorney is granted and is signed and sealed by facsimile under and by authority of the following By-Laws adopted by the Board of Directors of Merchants Bonding Company (Mutual) on April 23, 2011 and amended August 14, 2015 and April 27, 2024 and adopted by the Board of Directors of Merchants National Bonding, Inc., on October 16, 2015 and amended on April 27, 2024.

"The President, Secretary, Treasurer, or any Assistant Treasurer or any Assistant Secretary or any Vice President shall have power and authority to appoint Attorneys-in-Fact, and to authorize them to execute on behalf of the Company, and attach the seal of the Company thereto, bonds and undertakings, recognizances, contracts of indemnity and other writings obligatory in the nature thereof."

"The signature of any authorized officer and the seal of the Company may be affixed by facsimile or electronic transmission to any Power of Attorney or Certification thereof authorizing the execution and delivery of any bond, undertaking, recognizance, or other suretyship obligations of the Company, and such signature and seal when so used shall have the same force and effect as though manually fixed."

In connection with obligations in favor of the Florida Department of Transportation only, it is agreed that the power and authority hereby given to the Attorney-in-Fact includes any and all consents for the release of retained percentages and/or final estimates on engineering and construction contracts required by the State of Florida Department of Transportation. It is fully understood that consenting to the State of Florida Department of Transportation making payment of the final estimate to the Contractor and/or its assignee, shall not relieve this surety company of any of its obligations under its bond.

In connection with obligations in favor of the Kentucky Department of Highways only, it is agreed that the power and authority hereby given to the Attorney-in-Fact cannot be modified or revoked unless prior written personal notice of such intent has been given to the Commissioner-Department of Highways of the Commonwealth of Kentucky at least thirty (30) days prior to the modification or revocation.

In Witness Whereof, the Companies have caused this instrument to be signed and sealed this 29th day of July, 2024.



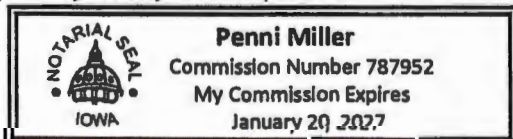
MERCHANTS BONDING COMPANY (MUTUAL)  
MERCHANTS NATIONAL BONDING, INC.  
d/b/a MERCHANTS NATIONAL INDEMNITY COMPANY

By

*Larry Taylor*  
President

STATE OF IOWA  
COUNTY OF DALLAS ss.

On this 29th day of July, 2024, before me appeared Larry Taylor, to me personally known, who being by me duly sworn did say that he is President of MERCHANTS BONDING COMPANY (MUTUAL) and MERCHANTS NATIONAL BONDING, INC.; and that the seals affixed to the foregoing instrument are the Corporate Seals of the Companies; and that the said instrument was signed and sealed in behalf of the Companies by authority of their respective Boards of Directors.



*[Signature]*  
Notary Public

(Expiration of Notary Public Commission does not invalidate this instrument)

I, Elisabeth Sankersfeld, Secretary of MERCHANTS BONDING COMPANY (MUTUAL) and MERCHANTS NATIONAL BONDING, INC., do hereby certify that the above and foregoing is a true and correct copy of the POWER-OF-ATTORNEY executed by said Companies, which is still in full force and effect and has not been amended or revoked.

In Witness Whereof, I have hereunto set my hand and affixed the seal of the Companies on this \_\_\_\_\_ day of \_\_\_\_\_



*Atta B. Sankersfeld*  
Secretary

**MINUTES OF THE COLORADO COUNTY  
COMMISSIONER'S COURT REGULAR MEETING**

**April 28, 2025**



MERCHANTS NATIONAL BONDING, INC. • P.O. BOX 14498 • DES MOINES, IOWA 50306-3498  
PHONE: (800) 678-8171 • FAX: (515) 243-3854

**Have a complaint or need help?**

If you have a problem with a claim or your premium, call your insurance company or HMO first. If you can't work out the issue, the Texas Department of Insurance may be able to help.

Even if you file a complaint with the Texas Department of Insurance, you should also file a complaint or appeal through your insurance company or HMO. If you don't, you may lose your right to appeal.

To get information or file a complaint with your insurance company or HMO:

Merchants National Bonding, Inc.  
Call: Compliance Officer at (800) 671-8171  
Toll-free: (800) 671-8171  
Email: [regulatory@merchantsbonding.com](mailto:regulatory@merchantsbonding.com)  
Mail: P.O. Box 14498, Des Moines, Iowa 50306-3498

To get insurance information you may also contact your agent:

M Surety Services  
Call: (832) 567-8906  
Mail: 5728 Root Rd, Spring, TX 77389

The Texas Department of Insurance

To get help with an insurance question or file a complaint with the state:

Call with a question: 1-800-252-3439  
File a complaint: [www.tdi.texas.gov](http://www.tdi.texas.gov)  
Email: [ConsumerProtection@tdi.texas.gov](mailto:ConsumerProtection@tdi.texas.gov)  
Mail: Consumer Protection, MC: CO-CP, Texas Department of Insurance,  
PO Box 12030, Austin, TX 78711-2030

**¿Tiene una queja o necesita ayuda?**

Si tiene un problema con una reclamación o con su prima de seguro, llame primero a su compañía de seguros o HMO. Si no puede resolver el problema, es posible que el Departamento de Seguros de Texas (Texas Department of Insurance, por su nombre en inglés) pueda ayudar.

Aun si usted presenta una queja ante el Departamento de Seguros de Texas, también debe presentar una queja a través del proceso de quejas o de apelaciones de su compañía de seguros o HMO. Si no lo hace, podría perder su derecho para apelar.



**MINUTES OF THE COLORADO COUNTY  
COMMISSIONER'S COURT REGULAR MEETING**

**April 28, 2025**

Para obtener información o para presentar una queja ante su compañía de seguros o HMO: Merchants National Bonding, Inc.

Llame a: Compliance Officer al (800) 671-8171

Teléfono gratuito: (800) 678-8171

Correo electrónico: [regulatory@merchantsbonding.com](mailto:regulatory@merchantsbonding.com)

Dirección postal: P.O. Box 14498 , Des Moines, Iowa, 50306-3498

El Departamento de Seguros de Texas

Para obtener ayuda con una pregunta relacionada con los seguros o para presentar una queja ante el estado:

Llame con sus preguntas al: 1-800-252-3439

Presente una queja en: [www.tdi.texas.gov](http://www.tdi.texas.gov)

Correo electrónico: [ConsumerProtection@tdi.texas.gov](mailto:ConsumerProtection@tdi.texas.gov)

Dirección postal: Consumer Protection, MC: CO-CP, Texas Department of Insurance, PO Box 12030, Austin, TX 78711-2030

MINUTES OF THE COLORADO COUNTY  
COMMISSIONER'S COURT REGULAR MEETING  
April 28, 2025

KEEP THIS COPY FOR YOUR RECORDS

TEXAS ASSOCIATION OF COUNTIES  
CERTIFICATION FOR CONTINUING EDUCATION  
2025 COUNTY MANAGEMENT & RISK CONFERENCE | APRIL 9-11 | KALAHARI RESORTS, ROUND ROCK  
Sponsor: Texas Association of Counties Educational Co-Sponsor: V.G. Young Institute of County Government

SESSION TITLE	TIME	HOURS OFFERED	CREDIT HOURS CLAIMED
Wednesday, April 9 <sup>th</sup>			
Embedding Innovation and Creativity into Everyone's DNA	1:20-2:20 PM	1	1
Breakouts 1: Mitigating Liability in Law Enforcement: Policies, Procedures and Risk Management   Safety Silence - Overcoming the Momentum of Not Speaking Up   Spark a Wellvolution: Igniting a Positive Workplace Environment	2:50-3:50 PM	1	1
Breakouts 2: Texas Trends – Various Regions   Bust the Barriers to Men's Health	4-5 PM	1	1
Thursday, April 10 <sup>th</sup>			
Breakouts 3: From Interview to Legal Battle: Navigating the Hiring Process and Managing Challenges Afterward   When the Big One Hits (Because It Will): Strengthen County Resilience in the Wake of Major Property Losses   Building a Resilient County   How and Why to Talk to your Employees about Mental Health?	8:30-9:30 AM	1	1
Breakouts 4: Untangling the Web of Workers' Compensation and Personnel Issues   Shifting Tides: Navigating the Property Reinsurance Market in a World of Extremes   Detection, Investigation and Mitigation of a Business Email Compromise   Health Insurance 101: Are You Smarter Than Your Health Plan?	9:50-10:50 AM	1	1
Breakouts 5: The Dark Side of HR   Do Your Contracts Hold Up? Exploring Liability and Subrogation Risks   Local Government's Legal Risks and Responsibilities Following a Security Incident   Cool, Calm and Collected: Stress Management Techniques	11:10 AM-12:10 PM	1	1
Breakouts 6: Pregnant Workers Fairness Act Update   Preparing for the Unexpected: Building County Resilience for Catastrophic Events   Understanding and Communicating Your Cybersecurity Hygiene   Navigating the Smoke and Mirrors of the Health Insurance Industry	2-3 PM	1	1
Breakouts 7: Human Resources Round Table   Workers' Compensation Round Table   Managing Risk Beyond the Obvious and Understanding the Total Cost of Risk   Power of Pooling Together	3:20-4:20 PM	1	1
Friday, March 22			
The Risky Business of Navigating People and Pools: A Trivia Game	8:30-9:30 AM	1	1
The Encore Experience: Change the Perception of Work	9:30-10:30 AM	1	1
Total			10 hours

Please check and fill out the office and continuing education hours that apply to you:  
☐ County Commissioner (max of 10 hours): \_\_\_\_\_  
☐ Justice of the Peace (max of 10 hours): \_\_\_\_\_  
☐ CPA/Auditors (max of 10 hours): \_\_\_\_\_  
☐ Purchasing Agents (max of 10 hours): \_\_\_\_\_  
☐ PHRs and SPHRs (max of 10 hours): \_\_\_\_\_  
☐ Tax Assessor-Collectors (max of 10 hours): \_\_\_\_\_  
☒ Treasurers (max of 10 hours): 10

I, Joyce Guthmann, do hereby certify that I attended the above listed program and was present at the courses of instruction. I represent and declare all of the above statements are true and correct.

Name (print): Joyce Guthmann  
County: Colorado Title: Treasurer  
Signature: Joyce Guthmann Date: 4-11-2025



MINUTES OF THE COLORADO COUNTY  
COMMISSIONER'S COURT REGULAR MEETING  
April 28, 2025



CERTIFICATE OF LIABILITY INSURANCE

DATE (MM/DD/YYYY)  
4/2/2025

THIS CERTIFICATE IS ISSUED AS A MATTER OF INFORMATION ONLY AND CONFERS NO RIGHTS UPON THE CERTIFICATE HOLDER. THIS CERTIFICATE DOES NOT AFFIRMATIVELY OR NEGATIVELY AMEND, EXTEND OR ALTER THE COVERAGE AFFORDED BY THE POLICIES BELOW. THIS CERTIFICATE OF INSURANCE DOES NOT CONSTITUTE A CONTRACT BETWEEN THE ISSUING INSURER(S), AUTHORIZED REPRESENTATIVE OR PRODUCER, AND THE CERTIFICATE HOLDER.

IMPORTANT: If the certificate holder is an ADDITIONAL INSURED, the policy(ies) must have ADDITIONAL INSURED provisions or be endorsed. If SUBROGATION IS WAIVED, subject to the terms and conditions of the policy, certain policies may require an endorsement. A statement on this certificate does not confer rights to the certificate holder in lieu of such endorsement(s).

<b>PRODUCER</b> IMA, Inc. - Houston 600 N. Shepherd Dr. Suite 457 Houston TX 77007		<b>CONTACT NAME:</b> Jessica Santellana <b>PHONE (A/C, No, Ext):</b> 346 614-4217 <b>E-MAIL ADDRESS:</b> Jessica.Santellana@imacorp.com <b>FAX (A/C, No):</b>		
<b>INSURED</b> PrimeEnergy Resources Corporation ATTN: Beverly Cummings 9821 Katy Freeway, Suite 1050 Houston TX 77024		<b>INSURER(S) AFFORDING COVERAGE</b>		<b>NAIC #</b>
		INSURER A : Berkley National Insurance Company		38911
		INSURER B : Riverport Insurance Company		36684
		INSURER C : Berkley Regional Insurance Company		29580
		INSURER D :		
INSURER E :				
INSURER F :				

COVERAGES      CERTIFICATE NUMBER: 936733653      REVISION NUMBER:

THIS IS TO CERTIFY THAT THE POLICIES OF INSURANCE LISTED BELOW HAVE BEEN ISSUED TO THE INSURED NAMED ABOVE FOR THE POLICY PERIOD INDICATED. NOTWITHSTANDING ANY REQUIREMENT, TERM OR CONDITION OF ANY CONTRACT OR OTHER DOCUMENT WITH RESPECT TO WHICH THIS CERTIFICATE MAY BE ISSUED OR MAY PERTAIN, THE INSURANCE AFFORDED BY THE POLICIES DESCRIBED HEREIN IS SUBJECT TO ALL THE TERMS, EXCLUSIONS AND CONDITIONS OF SUCH POLICIES. LIMITS SHOWN MAY HAVE BEEN REDUCED BY PAID CLAIMS.

INSR LTR	TYPE OF INSURANCE	ADDL INSD	SUBR WVD	POLICY NUMBER	POLICY EFF (MM/DD/YYYY)	POLICY EXP (MM/DD/YYYY)	LIMITS
A	<input checked="" type="checkbox"/> COMMERCIAL GENERAL LIABILITY <input type="checkbox"/> CLAIMS-MADE <input checked="" type="checkbox"/> OCCUR <input checked="" type="checkbox"/> S&A Pollution  GEN'L AGGREGATE LIMIT APPLIES PER: <input checked="" type="checkbox"/> POLICY <input type="checkbox"/> PRO-JECT <input type="checkbox"/> LOC OTHER:			EGL004870713	4/1/2025	4/1/2026	EACH OCCURRENCE \$ 1,000,000 DAMAGE TO RENTED PREMISES (Ea occurrence) \$ 100,000 MED EXP (Any one person) \$ 5,000 PERSONAL & ADV INJURY \$ 1,000,000 GENERAL AGGREGATE \$ 2,000,000 PRODUCTS - COMP/OP AGG \$ 2,000,000 SIR - Per Occurrence \$ 100,000
B	<input checked="" type="checkbox"/> AUTOMOBILE LIABILITY <input checked="" type="checkbox"/> ANY AUTO <input type="checkbox"/> OWNED AUTOS ONLY <input type="checkbox"/> SCHEDULED AUTOS <input checked="" type="checkbox"/> HIRED AUTOS ONLY <input checked="" type="checkbox"/> NON-OWNED AUTOS ONLY			ECA316478413	4/1/2025	4/1/2026	COMBINED SINGLE LIMIT (Ea accident) \$ 1,000,000 BODILY INJURY (Per person) \$ BODILY INJURY (Per accident) \$ PROPERTY DAMAGE (Per accident) \$ \$
A	<input checked="" type="checkbox"/> UMBRELLA LIAB <input checked="" type="checkbox"/> OCCUR <input type="checkbox"/> EXCESS LIAB <input type="checkbox"/> CLAIMS-MADE <input type="checkbox"/> DED <input checked="" type="checkbox"/> RETENTION \$ 10,000			EUL004870813	4/1/2025	4/1/2026	EACH OCCURRENCE \$ 5,000,000 AGGREGATE \$ 5,000,000 \$
C	WORKERS COMPENSATION AND EMPLOYERS' LIABILITY ANY PROPRIETOR/PARTNER/EXECUTIVE OFFICER/MEMBER EXCLUDED? (Mandatory in NH) <input type="checkbox"/> Y <input checked="" type="checkbox"/> N If yes, describe under DESCRIPTION OF OPERATIONS below		N/A	EW316487013	4/1/2025	4/1/2026	<input checked="" type="checkbox"/> PER STATUTE <input type="checkbox"/> OTH-ER E.L. EACH ACCIDENT \$ 1,000,000 E.L. DISEASE - EA EMPLOYEE \$ 1,000,000 E.L. DISEASE - POLICY LIMIT \$ 1,000,000

DESCRIPTION OF OPERATIONS / LOCATIONS / VEHICLES (ACORD 101, Additional Remarks Schedule, may be attached if more space is required)  
Workers Compensation policy includes Stop Gap Liability for North Dakota, Ohio, Washington & Wyoming, subject to the policy terms and conditions.

<b>CERTIFICATE HOLDER</b>  County Judge of Colorado County PO Box 236 Columbus TX 78934-0000 USA	<b>CANCELLATION</b>  SHOULD ANY OF THE ABOVE DESCRIBED POLICIES BE CANCELLED BEFORE THE EXPIRATION DATE THEREOF, NOTICE WILL BE DELIVERED IN ACCORDANCE WITH THE POLICY PROVISIONS.  <b>AUTHORIZED REPRESENTATIVE</b>  Brenda Vincent
---	---



**MINUTES OF THE COLORADO COUNTY  
COMMISSIONER'S COURT REGULAR MEETING**

**April 28, 2025**

**\_12. County Auditor's Monthly Financial Report for March 2025.**

**Michelle Lowrance stated we are 25% through the fiscal year and are right on track. She said collections are consistent and the spending is in line.**

**Motion by Judge Prause to approve County Auditor's Monthly Financial Report for March 2025; seconded by Commissioner Owers; 5 ayes 0 nays; motion carried; it was so ordered.  
(See Attachment)**

**MINUTES OF THE COLORADO COUNTY  
COMMISSIONER'S COURT REGULAR MEETING  
April 28, 2025**



**Colorado County  
Monthly Financial Report  
March 2025**

In accordance with Section 114.025 of the Texas Local Government Code, this report for the month of March, 2025 is prepared for Commissioner's Court and the 25<sup>th</sup> Judicial District Judges.

In accordance with the requirements of Section 114.024 of the Texas Local Government Code, this report is presented at the regular meeting of the Commissioners Court on April 28 , 2025.

This report is delivered as an unaudited draft report, pending final auditor adjustments to present the financial statements on an accrual basis of accounting.

---

**Table of Contents**

<b>Section 1</b>	<b>Combined Statement of Cash, Revenues and Disbursements</b>
<b>Section 2</b>	<b>Summary of Revenues and Expenditures (Budget Detail Report)</b>
<b>Section 3</b>	<b>County Bond Indebtedness</b>
<b>Section 4</b>	<b>Current Claims for Payment for Review and Approval</b>
<b>Section 5</b>	<b>Employee Leave Report</b>

Additional information will be presented in final form for all relevant periods after all audit adjustments are recorded and reconciled.

**MINUTES OF THE COLORADO COUNTY  
COMMISSIONER'S COURT REGULAR MEETING  
April 28, 2025**

# Section 1



MINUTES OF THE COLORADO COUNTY  
COMMISSIONER'S COURT REGULAR MEETING  
April 28, 2025



Colorado County, TX

Statement of Cash, Revenues, and Disbursements

Date Range: 03/01/2025 - 03/31/2025

Fund	Beginning Cash Balance	Revenues	Expenditures	Ending Cash Balance
0010 - County Attorney Forfeiture	386,517.56	1,549.10	1,069.73	387,099.41
0011 - County Attorney Seizure	28,728.28	113.21	0.00	28,620.22
0012 - General Fund	17,125,651.13	883,469.14	2,043,023.01	16,162,069.90
0013 - Records Preservation	1,044,793.69	12,303.19	983.38	1,056,113.50
0014 - Airport	231,065.92	18,709.63	9,261.86	248,629.84
0015 - Sheriff's Forfeiture	24,816.83	128.56	85.13	24,860.26
0016 - America Rescue Plan	1,065,951.88	4,683.66	153,818.30	1,039,835.54
0017 - Colorado County Fairgrounds	2,126.96	2,678.20	2,958.49	1,676.92
0018 - Colorado County Community Development Fund	181,174.03	718.58	46,495.00	135,397.61
0021 - Road & Bridge Pct 1	2,868,126.75	70,301.43	79,173.60	2,875,132.86
0022 - Road & Bridge Pct 2	2,404,454.35	70,298.80	66,368.55	2,394,742.57
0023 - Road & Bridge Pct 3	3,497,090.77	83,619.47	73,428.88	3,507,076.15
0024 - Road & Bridge Pct 4	2,652,618.44	63,013.64	77,681.85	2,611,196.10
0031 - Election Services Contract	9,989.49	23.91	6,384.90	6,362.61
0045 - LEOSE Account	51,017.05	12,109.32	6,080.33	57,046.04
0050 - Security Fund	32,811.93	2,331.86	4,807.82	30,335.97
0055 - Law Library	164,223.49	420.00	166.32	164,477.17
0060 - Justice Court Tech	16,061.33	643.65	2,227.88	14,477.10
0062 - Co & District Court Tech	41,388.56	227.01	0.00	41,615.57
0065 - Historical Commission	7,078.38	115.00	0.00	7,193.38
0075 - Debt Service	791,630.95	19,324.84	0.00	810,955.79
0080 - Hot Check	11,162.96	0.00	66.25	10,924.77
0085 - Cty Atty State Supplement	5,784.13	0.00	2,559.99	3,224.14
Report Total.	32,644,244.86	1,216,782.20	2,576,641.27	31,619,063.42

**MINUTES OF THE COLORADO COUNTY  
COMMISSIONER'S COURT REGULAR MEETING  
April 28, 2025**

# Section 2

MINUTES OF THE COLORADO COUNTY  
COMMISSIONER'S COURT REGULAR MEETING  
April 28, 2025



Colorado County, TX

Budget Detail Report  
Account Summary  
For Fiscal: FY 2025 Period Ending: 03/31/2025

		Original Total Budget	Current Total Budget	Period Activity	Fiscal Activity	Variance Favorable (Unfavorable)	Percent Used
Fund: 0010 - County Attorney Forfeiture							
Department: 0100 - 0100							
Revenue							
0010-0100-00-45205	FORFEITURES AWARDED	0.00	0.00	0.00	22,071.11	22,071.11	0.00 %
0010-0100-00-46100	INTEREST INCOME	0.00	0.00	1,549.10	4,397.19	4,397.19	0.00 %
Revenue Total:		0.00	0.00	1,549.10	26,468.30	26,468.30	0.00 %
Department: 0100 - 0100 Total:		0.00	0.00	1,549.10	26,468.30	26,468.30	0.00 %
Department: 0475 - COUNTY ATTORNEY							
Expense							
0010-0475-00-60103	SALARY, ASST CO ATTORNEY	50,000.00	50,000.00	335.00	1,005.00	48,995.00	2.01 %
0010-0475-00-60105	OVERTIME	20,000.00	20,000.00	0.00	0.00	20,000.00	0.00 %
0010-0475-00-60107	WAGES, INVESTIGATOR	20,000.00	20,000.00	0.00	0.00	20,000.00	0.00 %
0010-0475-00-60300	FICA	0.00	0.00	25.50	76.50	-76.50	0.00 %
0010-0475-00-60305	GROUP MEDICAL INSURANCE	0.00	0.00	37.99	114.56	-114.56	0.00 %
0010-0475-00-60310	RETIREMENT	0.00	0.00	43.55	130.67	-130.67	0.00 %
0010-0475-00-61850	TRAINING EXPENSES	15,000.00	15,000.00	0.00	0.00	15,000.00	0.00 %
0010-0475-00-62000	TRAVEL EXPENSES	10,000.00	10,000.00	102.48	102.48	9,897.52	1.02 %
0010-0475-00-62600	OFFICE SUPPLIES	10,000.00	10,000.00	0.00	0.00	10,000.00	0.00 %
0010-0475-00-62690	MISCELLANEOUS EXPENSE	70,000.00	70,000.00	525.21	1,046.21	68,953.79	1.49 %
0010-0475-00-67115	EQUIPMENT	20,000.00	20,000.00	0.00	0.00	20,000.00	0.00 %
Expense Total:		215,000.00	215,000.00	1,069.73	2,475.42	212,524.58	1.15 %
Department: 0475 - COUNTY ATTORNEY Total:		215,000.00	215,000.00	1,069.73	2,475.42	212,524.58	1.15 %
Fund: 0010 - County Attorney Forfeiture Surplus (Deficit):		-215,000.00	-215,000.00	479.37	23,992.88	238,992.88	-11.16 %
Fund: 0011 - County Attorney Seizure							
Department: 0100 - 0100							
Revenue							
0011-0100-00-46100	INTEREST INCOME	0.00	0.00	113.21	734.53	734.53	0.00 %
Revenue Total:		0.00	0.00	113.21	734.53	734.53	0.00 %
Department: 0100 - 0100 Total:		0.00	0.00	113.21	734.53	734.53	0.00 %
Fund: 0011 - County Attorney Seizure Total:		0.00	0.00	113.21	734.53	734.53	0.00 %
Fund: 0012 - General Fund							
Department: 0000 - 0000							
Revenue							
0012-0000-00-42105	STATE JURY SERVICE REIMB FEE	7,500.00	7,500.00	61.85	17,286.09	9,786.09	230.48 %
0012-0000-00-42115	GRANT - TITLE IV-E PRS CONTRACTS	1,000.00	1,000.00	0.00	0.00	-1,000.00	0.00 %
0012-0000-00-42125	GRANT - STATE COMPTROLLER	80,000.00	80,000.00	0.00	0.00	-80,000.00	0.00 %
0012-0000-00-44106	JUDICIAL EDUCATION FEES	500.00	500.00	50.00	115.00	-385.00	23.00 %
0012-0000-00-44112	STENOGRAPHERS FEES	8,000.00	8,000.00	749.00	1,764.49	-6,235.51	22.06 %
0012-0000-00-44124	CONSTABLE CITATION FEES	10,000.00	10,000.00	780.00	970.00	-9,030.00	9.70 %
0012-0000-00-44130	LOCAL DRUG COURT COST FEES	100.00	100.00	2.10	8.05	-91.95	8.05 %
0012-0000-00-44133	LOCAL EMS/TRAUMA FUND FEES	250.00	250.00	33.73	52.75	-197.25	21.10 %
0012-0000-00-44136	LOCAL ARREST FEES	6,500.00	6,500.00	0.00	0.00	-6,500.00	0.00 %
0012-0000-00-44137	LOCAL JUDICIAL SUPPORT FEE	0.00	0.00	32.42	55.56	55.56	0.00 %
0012-0000-00-44139	LOCAL CIVIL FILING FEES	7,500.00	7,500.00	0.00	0.00	-7,500.00	0.00 %
0012-0000-00-44142	LOCAL LANGUAGE ACCESS FEES	1,000.00	1,000.00	39.00	120.00	-880.00	12.00 %
0012-0000-00-44145	LOCAL INDIGENT DEFENSE FUND FE...	50.00	50.00	0.00	0.00	-50.00	0.00 %
0012-0000-00-44147	LOCAL WARRANT AND/OR CAPIAS ...	2,000.00	2,000.00	0.00	0.00	-2,000.00	0.00 %
0012-0000-00-44148	LOCAL APPELLATE COURT FEES	1,500.00	1,500.00	145.00	215.00	-1,285.00	14.33 %
0012-0000-00-44151	LOCAL TRAFFIC FEES	9,000.00	9,000.00	886.36	1,642.27	-7,357.73	18.25 %
0012-0000-00-44154	LOCAL CHILD SAFETY FEES	270.00	270.00	0.00	0.00	-270.00	0.00 %



MINUTES OF THE COLORADO COUNTY  
COMMISSIONER'S COURT REGULAR MEETING  
April 28, 2025

Budget Detail Report		For Fiscal: FY 2025 Period Ending: 03/31/2025					
		Original Total Budget	Current Total Budget	Period Activity	Fiscal Activity	Variance Favorable (Unfavorable)	Percent Used
<u>0012-0000-00-44160</u>	LOCAL MOVING VIOLATIONS FEES	100.00	100.00	0.23	12.76	-87.24	12.76 %
<u>0012-0000-00-44163</u>	LOCAL TIME PAYMENT FEES	2,000.00	2,000.00	98.86	198.00	-1,802.00	9.90 %
<u>0012-0000-00-44166</u>	LOCAL COURT FACILITY FEES	6,000.00	6,000.00	580.00	1,120.00	-4,880.00	18.67 %
<u>0012-0000-00-44175</u>	LOT APPLICATION FEES	5,000.00	5,000.00	0.00	0.00	-5,000.00	0.00 %
<u>0012-0000-00-45100</u>	FINES & TRIAL FEES-CO CLERK	50,000.00	50,000.00	5,285.00	9,992.00	-40,008.00	19.98 %
<u>0012-0000-00-45110</u>	FINES & TRIAL FEES - DIST CLERK	40,000.00	40,000.00	5,064.56	6,703.54	-33,296.46	16.76 %
<u>0012-0000-00-47100</u>	UNCLAIMED PROPERTY-UNCASHED...	500.00	500.00	0.00	0.00	-500.00	0.00 %
<u>0012-0000-00-47127</u>	DONATIONS/COUNTY WIDE	2,900.00	2,900.00	0.00	0.00	-2,900.00	0.00 %
<u>0012-0000-00-47151</u>	RENTAL INCOME-EL FACILITIES	50,000.00	50,000.00	0.00	0.00	-50,000.00	0.00 %
<u>0012-0000-00-47226</u>	LOCAL CONSOLIDATED COURT COS...	20,000.00	20,000.00	1,574.96	2,892.04	-17,107.96	14.46 %
<u>0012-0000-00-47227</u>	LOCAL CONSOLIDATED COURT COS...	50.00	50.00	0.00	0.00	-50.00	0.00 %
<u>0012-0000-00-47250</u>	GRANT PROCEEDS	75,000.00	75,000.00	0.00	1,483.78	-73,516.22	1.98 %
<u>0012-0000-00-47906</u>	LOCAL TRUANCY & DIVERSION	0.00	0.00	0.00	263.54	263.54	0.00 %
<u>0012-0000-00-47908</u>	JUDICIAL SUPPORT FEES	0.00	0.00	0.00	65.00	65.00	0.00 %
<u>0012-0000-00-47910</u>	LOCAL CIVIL FEES	0.00	0.00	1,287.00	2,442.00	2,442.00	0.00 %
Revenue Total:		386,720.00	386,720.00	16,670.07	47,401.87	-339,318.13	12.26%
Department: 0000 - 0000 Total:		386,720.00	386,720.00	16,670.07	47,401.87	-339,318.13	12.26%
Department: 0100 - 0100							
Revenue							
<u>0012-0100-00-41100</u>	CURRENT AD VALOREM TAXES	11,272,080.00	11,272,080.00	289,740.34	10,630,629.39	-641,450.61	94.31 %
<u>0012-0100-00-41120</u>	DELINQ TAX COLLECTIONS	100,000.00	100,000.00	3,781.97	23,657.05	-76,342.95	23.66 %
<u>0012-0100-00-41125</u>	PENALTY & INTEREST	90,000.00	90,000.00	12,887.99	22,582.95	-67,417.05	25.09 %
<u>0012-0100-00-41201</u>	SALES TAX	2,300,000.00	2,300,000.00	254,999.10	678,047.44	-1,621,952.56	29.48 %
<u>0012-0100-00-41300</u>	MIXED DRINK TAX	50,000.00	50,000.00	4,142.34	14,337.30	-35,662.70	28.67 %
<u>0012-0100-00-43120</u>	BEER & LIQUOR LICENSES	10,000.00	10,000.00	641.25	641.25	-9,358.75	6.41 %
<u>0012-0100-00-46100</u>	INTEREST INCOME	700,000.00	700,000.00	60,800.57	169,512.13	-530,487.87	24.22 %
<u>0012-0100-00-47145</u>	OIL & GAS ROYALTY	200.00	200.00	0.00	0.00	-200.00	0.00 %
<u>0012-0100-00-47200</u>	MISCELLANEOUS INCOME	100,000.00	100,000.00	2,204.39	3,220.80	-96,779.20	3.22 %
Revenue Total:		14,622,280.00	14,622,280.00	629,197.95	11,542,628.31	-3,079,651.69	78.94%
Department: 0100 - 0100 Total:		14,622,280.00	14,622,280.00	629,197.95	11,542,628.31	-3,079,651.69	78.94%
Department: 0400 - COUNTY JUDGE							
Revenue							
<u>0012-0400-00-44256</u>	COUNTY JUDGE	1,000.00	1,000.00	66.00	169.00	-831.00	16.90 %
<u>0012-0400-00-47190</u>	STATE SALARY SUPPLEMENT-CO JU...	25,200.00	25,200.00	5,050.00	10,100.00	-15,100.00	40.08 %
Revenue Total:		26,200.00	26,200.00	5,116.00	10,269.00	-15,931.00	39.19%
Expense							
<u>0012-0400-00-60100</u>	SALARY, COUNTY JUDGE	74,578.00	74,578.00	5,736.76	17,210.28	57,367.72	23.08 %
<u>0012-0400-00-60101</u>	SALARY, CO JUDGE STATE SUPPLEM...	25,200.00	25,200.00	2,100.00	6,300.00	18,900.00	25.00 %
<u>0012-0400-00-60104</u>	WAGES, JUDGE'S SECRETARY	47,541.00	47,541.00	3,656.93	10,845.86	36,695.14	22.81 %
<u>0012-0400-00-60108</u>	SALARY, CO JUDGE-ATTY SUPPLEM...	25,000.00	25,000.00	2,084.10	6,252.30	18,747.70	25.01 %
<u>0012-0400-00-60300</u>	FICA	13,182.00	13,182.00	1,034.02	3,092.51	10,089.49	23.46 %
<u>0012-0400-00-60305</u>	GROUP MEDICAL INSURANCE	24,000.00	24,000.00	1,938.54	5,815.61	18,184.39	24.23 %
<u>0012-0400-00-60310</u>	RETIREMENT	24,115.00	24,115.00	1,765.12	5,279.12	18,835.88	21.89 %
<u>0012-0400-00-61000</u>	COMMUNICATIONS EXPENSE	3,000.00	3,000.00	95.59	248.78	2,751.22	8.29 %
<u>0012-0400-00-61400</u>	POSTAGE	0.00	0.00	38.30	108.30	-108.30	0.00 %
<u>0012-0400-00-61700</u>	CONFERENCES/SEMINARS/DUES	2,150.00	2,150.00	-150.00	-225.00	2,375.00	-10.47 %
<u>0012-0400-00-62000</u>	TRAVEL EXPENSES	1,500.00	1,500.00	0.00	298.19	1,201.81	19.88 %
<u>0012-0400-00-62400</u>	COPIER USAGE EXPENSE	1,560.00	1,560.00	150.00	626.36	933.64	40.15 %
<u>0012-0400-00-62640</u>	SUPPLIES/EQUIPMENT UNDER \$500	3,000.00	3,000.00	140.87	320.07	2,679.93	10.67 %
<u>0012-0400-00-70500</u>	EQUIPMENT OVER \$500	2,500.00	2,500.00	0.00	0.00	2,500.00	0.00 %
Expense Total:		247,326.00	247,326.00	18,590.23	56,172.38	191,153.62	22.71%
Department: 0400 - COUNTY JUDGE Surplus (Deficit):		-221,126.00	-221,126.00	-13,474.23	-45,903.38	175,222.62	20.76%
Department: 0401 - COMMISSIONER'S COURT							
Expense							
<u>0012-0401-00-60100</u>	SALARY, COMMISSIONERS	295,600.00	295,600.00	22,738.48	68,215.44	227,384.56	23.08 %
<u>0012-0401-00-60113</u>	WAGES, GRANT WRITER	70,000.00	0.00	0.00	0.00	0.00	0.00 %

MINUTES OF THE COLORADO COUNTY  
COMMISSIONER'S COURT REGULAR MEETING  
April 28, 2025

Budget Detail Report

For Fiscal: FY 2025 Period Ending: 03/31/2025

		Original	Current	Period	Fiscal	Variance	Percent
		Total Budget	Total Budget	Activity	Activity	Favorable (Unfavorable)	Used
<u>0012-0401-00-60300</u>	FICA	27,969.00	22,614.00	1,661.26	4,983.78	17,630.22	22.04 %
<u>0012-0401-00-60305</u>	GROUP MEDICAL INSURANCE	60,000.00	48,000.00	3,954.76	11,864.28	36,135.72	24.72 %
<u>0012-0401-00-60310</u>	RETIREMENT	47,528.00	38,428.00	2,956.00	8,868.00	29,560.00	23.08 %
<u>0012-0401-00-60400</u>	COMM TRAINING/CONFERENCES	6,000.00	6,000.00	2,151.24	3,314.16	2,685.84	55.24 %
<u>0012-0401-00-60700</u>	RURAL FIRE FIGHTING AIDE	250,000.00	250,000.00	250,000.00	250,000.00	0.00	100.00 %
<u>0012-0401-00-62500</u>	WORKERS COMPENSATION	75,000.00	75,000.00	56,008.25	88,256.50	-13,256.50	117.68 %
<u>0012-0401-00-66510</u>	APPRAISAL DISTRICT FEES	664,136.00	664,136.00	174,363.29	453,344.55	210,791.45	68.26 %
<u>0012-0401-00-66531</u>	OUTSIDE LEGAL SERVICES	250,000.00	250,000.00	24,467.58	32,966.20	217,033.80	13.19 %
<u>0012-0401-00-66700</u>	GENERAL LIABILITY INS.	12,500.00	12,500.00	0.00	7,503.00	4,997.00	60.02 %
<u>0012-0401-00-66701</u>	PUBLIC OFFICIALS LIAB INS	40,000.00	40,000.00	0.00	24,043.00	15,957.00	60.11 %
<u>0012-0401-00-69056</u>	LIBRARIES	22,000.00	22,000.00	0.00	22,000.00	0.00	100.00 %
<u>0012-0401-00-69058</u>	FIREFIGHTER'S ASSOC	4,000.00	4,000.00	0.00	0.00	4,000.00	0.00 %
<u>0012-0401-00-69062</u>	SOIL & WATER CONSERVATION	7,500.00	7,500.00	0.00	7,500.00	0.00	100.00 %
Expense Total:		1,832,233.00	1,735,778.00	538,300.86	982,858.91	752,919.09	56.62%
Department: 0401 - COMMISSIONER'S COURT Total:		1,832,233.00	1,735,778.00	538,300.86	982,858.91	752,919.09	56.62%
Department: 0402 - 0402							
Expense							
<u>0012-0402-00-60100</u>	WAGES, GRANT WRITER	0.00	70,000.00	0.00	0.00	70,000.00	0.00 %
<u>0012-0402-00-60300</u>	FICA	0.00	5,355.00	0.00	0.00	5,355.00	0.00 %
<u>0012-0402-00-60305</u>	GROUP MEDICAL INSURANCE	0.00	12,000.00	0.00	0.00	12,000.00	0.00 %
<u>0012-0402-00-60310</u>	RETIREMENT	0.00	9,100.00	0.00	0.00	9,100.00	0.00 %
Expense Total:		0.00	96,455.00	0.00	0.00	96,455.00	0.00%
Department: 0402 - 0402 Total:		0.00	96,455.00	0.00	0.00	96,455.00	0.00%
Department: 0403 - COUNTY CLERK							
Revenue							
<u>0012-0403-00-44109</u>	JURY FEES	0.00	0.00	145.00	289.26	289.26	0.00 %
<u>0012-0403-00-44169</u>	LOCAL BIRTH CERTIFICATE FEES	500.00	500.00	1,737.20	3,676.40	3,176.40	735.28 %
<u>0012-0403-00-44185</u>	CLERK'S VITAL STATISTICS FEE	1,000.00	1,000.00	0.00	112.00	-888.00	11.20 %
<u>0012-0403-00-44253</u>	COUNTY CLERK	200,000.00	200,000.00	12,797.00	24,781.01	-175,218.99	12.39 %
<u>0012-0403-00-47232</u>	CO. RECORDS PRESERVATION	250.00	250.00	-15,435.00	-15,435.00	-15,685.00	6,174.00 %
Revenue Total:		201,750.00	201,750.00	-755.80	13,423.67	-188,326.33	6.65%
Expense							
<u>0012-0403-00-60100</u>	SALARY, COUNTY CLERK	66,486.00	66,486.00	5,114.30	15,342.90	51,143.10	23.08 %
<u>0012-0403-00-60104</u>	WAGES, DEPUTIES	188,450.00	188,450.00	12,705.89	37,074.31	151,375.69	19.67 %
<u>0012-0403-00-60300</u>	FICA	19,503.00	19,503.00	1,267.97	3,724.09	15,778.91	19.09 %
<u>0012-0403-00-60305</u>	GROUP MEDICAL INSURANCE	60,000.00	60,000.00	4,932.13	14,796.35	45,203.65	24.66 %
<u>0012-0403-00-60310</u>	RETIREMENT	33,142.00	33,142.00	2,316.63	6,814.26	26,327.74	20.56 %
<u>0012-0403-00-61000</u>	COMMUNICATIONS EXPENSE	1,500.00	1,500.00	17.42	52.26	1,447.74	3.48 %
<u>0012-0403-00-61400</u>	POSTAGE	0.00	0.00	169.51	689.93	-689.93	0.00 %
<u>0012-0403-00-61700</u>	CONFERENCES/SEMINARS/DUES	3,500.00	3,500.00	540.56	250.71	3,249.29	7.16 %
<u>0012-0403-00-62400</u>	COPIER USAGE EXPENSE	3,000.00	3,000.00	0.00	360.44	2,639.56	12.01 %
<u>0012-0403-00-62640</u>	SUPPLIES/EQUIPMENT UNDER \$500	14,000.00	14,000.00	103.14	996.23	13,003.77	7.12 %
<u>0012-0403-00-64000</u>	SOFTWARE/LICENSE SERVICES (LAN...	75,000.00	75,000.00	31,092.00	31,317.00	43,683.00	41.76 %
<u>0012-0403-00-70500</u>	EQUIPMENT OVER \$500	5,000.00	5,000.00	0.00	0.00	5,000.00	0.00 %
Expense Total:		469,581.00	469,581.00	58,259.55	111,418.48	358,162.52	23.73%
Department: 0403 - COUNTY CLERK Surplus (Deficit):		-267,831.00	-267,831.00	-59,015.35	-97,994.81	169,836.19	36.59%
Department: 0410 - ELECTIONS							
Expense							
<u>0012-0410-00-60104</u>	SALARY, ELECTION ADMINISTRATOR	58,656.00	58,656.00	4,512.00	13,352.35	45,303.65	22.76 %
<u>0012-0410-00-60109</u>	WAGES, ELECTION PERSONNEL	34,548.00	34,548.00	2,727.56	5,685.52	28,862.48	16.46 %
<u>0012-0410-00-60300</u>	FICA	7,130.00	7,130.00	438.88	1,432.40	5,697.60	20.09 %
<u>0012-0410-00-60305</u>	GROUP MEDICAL INSURANCE	24,000.00	24,000.00	1,973.44	5,284.54	18,715.46	22.02 %
<u>0012-0410-00-60310</u>	RETIREMENT	12,117.00	12,117.00	941.14	2,742.07	9,374.93	22.63 %
<u>0012-0410-00-61000</u>	COMMUNICATIONS EXPENSE	6,000.00	6,000.00	255.11	289.97	5,710.03	4.83 %
<u>0012-0410-00-61100</u>	COPIER LEASE EXPENSE	5,280.00	5,280.00	404.33	1,212.99	4,067.01	22.97 %
<u>0012-0410-00-61300</u>	PUBLICATIONS	2,500.00	2,500.00	567.00	567.00	1,933.00	22.68 %



MINUTES OF THE COLORADO COUNTY  
COMMISSIONER'S COURT REGULAR MEETING  
April 28, 2025

Budget Detail Report

For Fiscal: FY 2025 Period Ending: 03/31/2025

		Original	Current	Period	Fiscal	Variance	Percent
		Total Budget	Total Budget	Activity	Activity	Favorable (Unfavorable)	Used
0012-0410-00-61400	POSTAGE	0.00	0.00	134.46	242.80	-242.80	0.00 %
0012-0410-00-61600	BONDS	200.00	200.00	0.00	0.00	200.00	0.00 %
0012-0410-00-61700	CONFERENCES/SEMINARS/DUES	3,500.00	3,500.00	0.00	1,819.52	1,680.48	51.99 %
0012-0410-00-62600	OFFICE SUPPLIES - ADMIN	1,200.00	1,200.00	62.14	213.74	986.26	17.81 %
0012-0410-00-62605	VOTING SUPPLIES/PRINTING	15,000.00	15,000.00	0.00	151.87	14,848.13	1.01 %
0012-0410-00-62652	VOTER REGISTRATION EXPENSES	6,000.00	6,000.00	0.00	0.00	6,000.00	0.00 %
0012-0410-00-63000	UTILITIES - Elections	0.00	0.00	316.16	1,055.51	-1,055.51	0.00 %
0012-0410-00-63210	REPAIRS TO BLDGS - Elections	0.00	0.00	169.00	209.00	-209.00	0.00 %
0012-0410-00-63300	REPAIRS OF EQUIP/VEHICLES	1,000.00	1,000.00	0.00	0.00	1,000.00	0.00 %
0012-0410-00-63405	MAINTAINING VOTING EQUIP	25,000.00	25,000.00	0.00	0.00	25,000.00	0.00 %
0012-0410-00-66310	EQUIPMENT & SOFTWARE	5,000.00	5,000.00	0.00	8,016.92	-3,016.92	160.34 %
0012-0410-00-66450	ELECTION SECURITY	750.00	750.00	0.00	0.00	750.00	0.00 %
0012-0410-00-66650	BUILDING RENT	500.00	500.00	0.00	0.00	500.00	0.00 %
0012-0410-00-69010	ELECTION JUDGES & CLERKS	20,000.00	20,000.00	0.00	2,830.35	17,169.65	14.15 %
Expense Total:		228,381.00	228,381.00	12,501.22	45,106.55	183,274.45	19.75%
Department: 0410 - ELECTIONS Total:		228,381.00	228,381.00	12,501.22	45,106.55	183,274.45	19.75%
Department: 0426 - COUNTY COURT							
Expense							
0012-0426-00-60130	WAGES, TEMPORARY	0.00	0.00	499.92	949.92	-949.92	0.00 %
0012-0426-00-60300	FICA	0.00	0.00	38.25	72.68	-72.68	0.00 %
0012-0426-00-60601	COURT REPORTERS	6,000.00	6,000.00	0.00	77.00	5,923.00	1.28 %
0012-0426-00-62662	JUROR EXPENSE	3,500.00	3,500.00	0.00	100.00	3,400.00	2.86 %
0012-0426-00-66530	INTERPRETER	10,000.00	10,000.00	0.00	0.00	10,000.00	0.00 %
0012-0426-00-66540	PROFESSIONAL SVCS-NON-SPF	2,500.00	2,500.00	0.00	0.00	2,500.00	0.00 %
0012-0426-00-69026	VISITING JUDGE EXPENSES	5,000.00	5,000.00	2,097.10	2,220.30	2,779.70	44.41 %
0012-0426-00-69030	COURT APPOINTED ATTORNEYS	5,000.00	5,000.00	1,500.00	3,500.00	1,500.00	70.00 %
Expense Total:		32,000.00	32,000.00	4,135.27	6,919.90	25,080.10	21.62%
Department: 0426 - COUNTY COURT Total:		32,000.00	32,000.00	4,135.27	6,919.90	25,080.10	21.62%
Department: 0428 - PUBLIC DEFENDER							
Revenue							
0012-0428-00-44115	PUBLIC DEFENDER FEES	10,000.00	10,000.00	1,451.00	2,550.19	-7,449.81	25.50 %
Revenue Total:		10,000.00	10,000.00	1,451.00	2,550.19	-7,449.81	25.50%
Expense							
0012-0428-00-60103	SALARY, PUBLIC DEFENDER	144,756.00	144,756.00	11,060.00	33,179.95	111,576.05	22.92 %
0012-0428-00-60104	WAGES, SECRETARY	42,684.00	42,684.00	3,283.45	9,818.99	32,865.01	23.00 %
0012-0428-00-60300	FICA	14,339.00	14,339.00	1,083.36	3,247.68	11,091.32	22.65 %
0012-0428-00-60305	GROUP MEDICAL INSURANCE	36,000.00	36,000.00	2,964.23	8,892.68	27,107.32	24.70 %
0012-0428-00-60310	RETIREMENT	24,367.00	24,367.00	1,864.64	5,589.84	18,777.16	22.94 %
0012-0428-00-61000	COMMUNICATIONS EXPENSE	1,500.00	1,500.00	24.22	59.50	1,440.50	3.97 %
0012-0428-00-61305	LAW BOOKS/ON-LINE SUBSCRIPTIO...	3,000.00	3,000.00	216.46	518.04	2,481.96	17.27 %
0012-0428-00-61700	CONFERENCES/SEMINARS/DUES	2,000.00	2,000.00	0.00	0.00	2,000.00	0.00 %
0012-0428-00-62640	SUPPLIES/EQUIPMENT UNDER \$500	3,000.00	3,000.00	109.90	310.71	2,689.29	10.36 %
0012-0428-00-67115	EQUIPMENT	2,000.00	2,000.00	0.00	0.00	2,000.00	0.00 %
0012-0428-00-69068	TIDC GRANT EXPENDITURES	0.00	0.00	113.97	227.94	-227.94	0.00 %
Expense Total:		273,646.00	273,646.00	20,720.23	61,845.33	211,800.67	22.60%
Department: 0428 - PUBLIC DEFENDER Surplus (Deficit):		-263,646.00	-263,646.00	-19,269.23	-\$9,295.14	204,350.86	22.49%
Department: 0433 - 25TH JUDICIAL DISTRICT							
Expense							
0012-0433-00-60600	CRT REPORTER SAL&BENEFITS	12,213.00	12,213.00	3,053.25	6,106.50	6,106.50	50.00 %
0012-0433-00-60900	CRT COORDINATOR SAL&BENEF	9,500.00	9,500.00	2,354.25	4,708.50	4,791.50	49.56 %
0012-0433-00-62600	OFFICE SUPPLIES	300.00	300.00	0.00	0.00	300.00	0.00 %
0012-0433-00-62664	COURT REPORTERS EXPENSE	3,000.00	3,000.00	0.00	0.00	3,000.00	0.00 %
0012-0433-00-62666	CRT COORDINATORS EXPENSE	250.00	250.00	0.00	0.00	250.00	0.00 %



**MINUTES OF THE COLORADO COUNTY**  
**COMMISSIONER'S COURT REGULAR MEETING**  
**April 28, 2025**

**Budget Detail Report**

For Fiscal: FY 2025 Period Ending: 03/31/2025

		Original Total Budget	Current Total Budget	Period Activity	Fiscal Activity	Variance Favorable (Unfavorable)	Percent Used
0012-0433-00-62805	TRAVEL & EDUCATION	1,000.00	1,000.00	0.00	0.00	1,000.00	0.00 %
Expense Total:		26,263.00	26,263.00	5,407.50	10,815.00	15,448.00	41.18%
Department: 0433 - 25TH JUDICIAL DISTRICT Total:		26,263.00	26,263.00	5,407.50	10,815.00	15,448.00	41.18%
Department: 0434 - 2ND 25TH JUDICIAL DISTRICT							
Expense							
0012-0434-00-60110	CRT COORD SALARY&BENEFITS	8,822.00	8,822.00	2,205.50	4,411.00	4,411.00	50.00 %
0012-0434-00-60600	CRT REPORTER SAL&BENEFITS	12,329.00	12,329.00	3,082.25	6,164.50	6,164.50	50.00 %
0012-0434-00-62600	OFFICE SUPPLIES	300.00	300.00	0.00	0.00	300.00	0.00 %
0012-0434-00-62664	COURT REPORTERS EXPENSE	3,000.00	3,000.00	0.00	0.00	3,000.00	0.00 %
0012-0434-00-62666	CRT COORDINATORS EXPENSE	250.00	250.00	0.00	0.00	250.00	0.00 %
0012-0434-00-62805	TRAVEL & EDUCATION	1,000.00	1,000.00	0.00	0.00	1,000.00	0.00 %
Expense Total:		25,701.00	25,701.00	5,287.75	10,575.50	15,125.50	41.15%
Department: 0434 - 2ND 25TH JUDICIAL DISTRICT Total:		25,701.00	25,701.00	5,287.75	10,575.50	15,125.50	41.15%
Department: 0435 - DISTRICT COURT							
Revenue							
0012-0435-00-44118	INTERPRETOR FEES	1,000.00	1,000.00	0.00	0.00	-1,000.00	0.00 %
0012-0435-00-44172	CERTIFICATION OF DISCOVERY FEES	500.00	500.00	0.00	0.00	-500.00	0.00 %
0012-0435-00-44173	COURT INITIATED GRDNSHP FEE	4,000.00	4,000.00	450.00	930.00	-3,070.00	23.25 %
0012-0435-00-44178	TRUANCY PREVENTION FEES	7,500.00	7,500.00	0.00	0.00	-7,500.00	0.00 %
0012-0435-00-44247	VISUAL RECORDING FEE DC	300.00	300.00	121.00	136.00	-164.00	45.33 %
0012-0435-00-44274	DC DNA TESTING	100.00	100.00	0.00	0.00	-100.00	0.00 %
0012-0435-00-45200	BOND FORFEITURES	15,000.00	15,000.00	0.00	500.00	-14,500.00	3.33 %
0012-0435-00-47229	COURT RECORDS PRESERVATION	5,000.00	5,000.00	610.00	1,180.00	-3,820.00	23.60 %
0012-0435-00-47235	COUNTY SPECIALITY COURT ACCT	2,000.00	2,000.00	295.36	461.06	-1,538.94	23.05 %
0012-0435-00-47247	FTA/OMNIBASE	2,500.00	2,500.00	0.00	0.00	-2,500.00	0.00 %
Revenue Total:		37,900.00	37,900.00	1,476.36	3,207.06	-34,692.94	8.46%
Expense							
0012-0435-00-60130	WAGES TEMPORARY	0.00	0.00	1,050.00	1,050.00	-1,050.00	0.00 %
0012-0435-00-60300	FICA	0.00	0.00	80.33	80.33	-80.33	0.00 %
0012-0435-00-60601	COURT REPORTERS	7,350.00	7,350.00	0.00	3,320.64	4,029.36	45.18 %
0012-0435-00-61210	COURT REPORTERS RECORD	3,000.00	3,000.00	0.00	0.00	3,000.00	0.00 %
0012-0435-00-62205	PRINTED FORMS	1,500.00	1,500.00	0.00	0.00	1,500.00	0.00 %
0012-0435-00-62662	JUROR EXPENSE	20,000.00	20,000.00	1,961.98	8,537.98	11,462.02	42.69 %
0012-0435-00-66530	INTERPRETORS	20,000.00	20,000.00	1,022.00	5,135.54	14,864.46	25.68 %
0012-0435-00-66542	PROF SVCS-NON SPECIFIED	10,000.00	10,000.00	0.00	7,587.09	2,412.91	75.87 %
0012-0435-00-69014	THD ADM JUDICIAL EXPENSE	1,500.00	1,500.00	0.00	0.00	1,500.00	0.00 %
0012-0435-00-69016	COURT OF APPEALS EXPENSE	4,000.00	4,000.00	0.00	0.00	4,000.00	0.00 %
0012-0435-00-69028	VISITING JUDGES EXPENSE	6,000.00	6,000.00	0.00	930.41	5,069.59	15.51 %
0012-0435-00-69032	COURT APPOINTED ATTORNEYS	20,000.00	20,000.00	1,690.00	7,405.25	12,594.75	37.03 %
Expense Total:		93,350.00	93,350.00	5,804.31	34,047.24	59,302.76	36.47%
Department: 0435 - DISTRICT COURT Surplus (Deficit):		-55,450.00	-55,450.00	-4,327.95	-30,840.18	24,609.82	55.62%
Department: 0450 - DISTRICT CLERK							
Revenue							
0012-0450-00-44109	COUNTY JURY FEES	5,500.00	5,500.00	0.00	24.93	-5,475.07	0.45 %
0012-0450-00-44250	DISTRICT CLERK	50,000.00	50,000.00	5,009.96	7,530.80	-42,469.20	15.06 %
Revenue Total:		55,500.00	55,500.00	5,009.96	7,555.73	-47,944.27	13.61%
Expense							
0012-0450-00-60100	SALARY, DISTRICT CLERK	66,486.00	66,486.00	5,114.30	15,342.90	51,143.10	23.08 %
0012-0450-00-60104	WAGES, DEPUTIES	84,251.00	84,251.00	5,521.55	16,522.30	67,728.70	19.61 %
0012-0450-00-60111	WAGES, PART-TIME CLERK	18,133.00	18,133.00	1,662.50	4,539.92	13,593.08	25.04 %
0012-0450-00-60300	FICA	12,919.00	12,919.00	928.47	2,747.92	10,171.08	21.27 %
0012-0450-00-60305	GROUP MEDICAL INSURANCE	36,000.00	36,000.00	2,958.71	8,876.13	27,123.87	24.66 %
0012-0450-00-60310	RETIREMENT	21,953.00	21,953.00	1,598.79	4,732.68	17,220.32	21.56 %
0012-0450-00-61000	COMMUNICATIONS EXPENSE	1,000.00	1,000.00	17.43	52.29	947.71	5.23 %
0012-0450-00-61400	POSTAGE	0.00	0.00	600.38	2,215.02	-2,215.02	0.00 %
0012-0450-00-61700	CONFERENCES/SEMINARS/DUES	4,000.00	4,000.00	618.89	818.89	3,181.11	20.47 %

MINUTES OF THE COLORADO COUNTY  
COMMISSIONER'S COURT REGULAR MEETING  
April 28, 2025

Budget Detail Report

For Fiscal: FY 2025 Period Ending: 03/31/2025

		Original Total Budget	Current Total Budget	Period Activity	Fiscal Activity	Variance Favorable (Unfavorable)	Percent Used
<u>0012-0450-00-62400</u>	COPIER USAGE EXPENSE	3,500.00	3,500.00	0.00	242.08	3,257.92	6.92 %
<u>0012-0450-00-62640</u>	SUPPLIES/EQUIPMENT UNDER \$500	7,500.00	7,500.00	41.63	681.10	6,818.90	9.08 %
<u>0012-0450-00-64000</u>	SOFTWARE/LICENSE SERVICES (TYL...	275,000.00	275,000.00	36,633.00	80,383.00	194,617.00	29.23 %
<u>0012-0450-00-70500</u>	EQUIPMENT OVER \$500	5,000.00	5,000.00	0.00	0.00	5,000.00	0.00 %
Expense Total:		535,742.00	535,742.00	55,695.65	137,154.23	398,587.77	25.60%
Department: 0450 - DISTRICT CLERK Surplus (Deficit):		-480,242.00	-480,242.00	-50,685.69	-129,598.50	350,643.50	26.99%
Department: 0451 - JUSTICE OF THE PEACE #1							
Revenue							
<u>0012-0451-00-44109</u>	JURY FEES	0.00	0.00	4.82	11.59	11.59	0.00 %
<u>0012-0451-00-44262</u>	JUSTICE OF PEACE PCT. #1	100,000.00	100,000.00	7,303.01	17,192.79	-82,807.21	17.19 %
Revenue Total:		100,000.00	100,000.00	7,307.83	17,204.38	-82,795.62	17.20%
Expense							
<u>0012-0451-00-60100</u>	SALARY, JUSTICE OF PEACE 1	49,375.00	49,375.00	3,798.08	11,394.24	37,980.76	23.08 %
<u>0012-0451-00-60104</u>	WAGES, CLERKS	82,688.00	82,688.00	8,948.25	21,563.74	61,124.26	26.08 %
<u>0012-0451-00-60300</u>	FICA	10,103.00	10,103.00	972.55	2,462.08	7,640.92	24.37 %
<u>0012-0451-00-60305</u>	GROUP MEDICAL INSURANCE	36,000.00	36,000.00	2,001.44	6,006.98	29,993.02	16.69 %
<u>0012-0451-00-60310</u>	RETIREMENT	17,168.00	17,168.00	1,657.04	4,284.59	12,883.41	24.96 %
<u>0012-0451-00-61000</u>	COMMUNICATIONS EXPENSE	1,500.00	1,500.00	228.95	231.20	1,268.80	15.41 %
<u>0012-0451-00-61100</u>	COPIER LEASE EXPENSE	5,280.00	5,280.00	404.33	1,212.99	4,067.01	22.97 %
<u>0012-0451-00-61700</u>	CONFERENCES/SEMINARS/DUES	1,000.00	1,000.00	0.00	75.00	925.00	7.50 %
<u>0012-0451-00-62000</u>	TRAVEL EXPENSES	2,000.00	2,000.00	0.00	0.00	2,000.00	0.00 %
<u>0012-0451-00-62640</u>	SUPPLIES/EQUIPMENT UNDER \$500	2,500.00	2,500.00	319.71	702.05	1,797.95	28.08 %
<u>0012-0451-00-62662</u>	JUROR EXPENSE	500.00	500.00	0.00	0.00	500.00	0.00 %
<u>0012-0451-00-70500</u>	EQUIPMENT OVER \$500	1,500.00	1,500.00	0.00	0.00	1,500.00	0.00 %
Expense Total:		209,614.00	209,614.00	18,330.35	47,932.87	161,681.13	22.87%
Department: 0451 - JUSTICE OF THE PEACE #1 Surplus (Deficit):		-109,614.00	-109,614.00	-11,022.52	-30,728.49	78,885.51	28.03%
Department: 0452 - JUSTICE OF THE PEACE #2							
Revenue							
<u>0012-0452-00-44109</u>	JURY FEES	0.00	0.00	14.18	48.81	48.81	0.00 %
<u>0012-0452-00-44265</u>	JUSTICE OF PEACE PCT. #2	60,000.00	60,000.00	7,322.73	15,003.01	-44,996.99	25.01 %
Revenue Total:		60,000.00	60,000.00	7,336.91	15,051.82	-44,948.18	25.09%
Expense							
<u>0012-0452-00-60100</u>	SALARY, JUSTICE OF PEACE 2	49,375.00	49,375.00	3,798.08	11,394.24	37,980.76	23.08 %
<u>0012-0452-00-60104</u>	WAGES, CLERKS	74,365.00	74,365.00	5,720.39	17,065.72	57,299.28	22.95 %
<u>0012-0452-00-60300</u>	FICA	9,466.00	9,466.00	586.36	1,751.79	7,714.21	18.51 %
<u>0012-0452-00-60305</u>	GROUP MEDICAL INSURANCE	36,000.00	36,000.00	2,955.91	8,867.70	27,132.30	24.63 %
<u>0012-0452-00-60310</u>	RETIREMENT	16,086.00	16,086.00	1,237.42	3,699.84	12,386.16	23.00 %
<u>0012-0452-00-61000</u>	COMMUNICATIONS EXPENSE	3,500.00	3,500.00	268.30	844.25	2,655.75	24.12 %
<u>0012-0452-00-61100</u>	COPIER LEASE EXPENSE	5,280.00	5,280.00	404.33	1,212.99	4,067.01	22.97 %
<u>0012-0452-00-61700</u>	CONFERENCES/SEMINARS/DUES	2,500.00	2,500.00	0.00	0.00	2,500.00	0.00 %
<u>0012-0452-00-62000</u>	TRAVEL EXPENSES	1,500.00	1,500.00	122.36	399.93	1,100.07	26.66 %
<u>0012-0452-00-62600</u>	OFFICE SUPPLIES	0.00	0.00	0.00	280.03	-280.03	0.00 %
<u>0012-0452-00-62640</u>	SUPPLIES/EQUIPMENT UNDER \$500	2,500.00	2,500.00	49.99	304.37	2,195.63	12.17 %
<u>0012-0452-00-62662</u>	JUROR EXPENSE	500.00	500.00	0.00	200.00	300.00	40.00 %
<u>0012-0452-00-63000</u>	UTILITIES JP 2	0.00	0.00	0.00	1,245.26	-1,245.26	0.00 %
<u>0012-0452-00-63205</u>	PEST CONTROL	0.00	0.00	0.00	40.00	-40.00	0.00 %
<u>0012-0452-00-70500</u>	EQUIPMENT OVER \$500	1,500.00	1,500.00	0.00	0.00	1,500.00	0.00 %
Expense Total:		202,572.00	202,572.00	15,143.14	47,306.12	155,265.88	23.35%
Department: 0452 - JUSTICE OF THE PEACE #2 Surplus (Deficit):		-142,572.00	-142,572.00	-7,806.23	-32,254.30	110,317.70	22.62%
Department: 0453 - JUSTICE OF THE PEACE #3							
Revenue							
<u>0012-0453-00-44109</u>	JURY FEES	0.00	0.00	90.75	90.75	90.75	0.00 %
<u>0012-0453-00-44268</u>	JUSTICE OF PEACE PCT. #3	75,000.00	75,000.00	12,211.21	18,143.89	-56,856.11	24.19 %
Revenue Total:		75,000.00	75,000.00	12,301.96	18,234.64	-56,765.36	24.31%



MINUTES OF THE COLORADO COUNTY  
COMMISSIONER'S COURT REGULAR MEETING  
April 28, 2025

Budget Detail Report

For Fiscal: FY 2025 Period Ending: 03/31/2025

		Original Total Budget	Current Total Budget	Period Activity	Fiscal Activity	Variance Favorable (Unfavorable)	Percent Used
Expense							
0012-0453-00-60100	SALARY, JUSTICE OF PEACE 3	49,375.00	49,375.00	3,798.08	11,394.24	37,980.76	23.08 %
0012-0453-00-60104	WAGES, CLERKS	72,560.00	72,560.00	5,581.53	16,656.46	55,903.54	22.96 %
0012-0453-00-60300	FICA	9,328.00	9,328.00	667.06	1,994.44	7,333.56	21.38 %
0012-0453-00-60305	GROUP MEDICAL INSURANCE	36,000.00	36,000.00	1,983.70	5,951.75	30,048.25	16.53 %
0012-0453-00-60310	RETIREMENT	15,852.00	15,852.00	1,219.35	3,646.61	12,205.39	23.00 %
0012-0453-00-61000	COMMUNICATIONS EXPENSE	1,000.00	1,000.00	57.66	132.75	867.25	13.28 %
0012-0453-00-61100	COPIER LEASE EXPENSE	5,280.00	5,280.00	404.33	1,212.99	4,067.01	22.97 %
0012-0453-00-61400	POSTAGE	0.00	0.00	67.08	257.86	-257.86	0.00 %
0012-0453-00-61700	CONFERENCES/SEMINARS/DUES	1,250.00	1,250.00	0.00	0.00	1,250.00	0.00 %
0012-0453-00-62000	TRAVEL EXPENSES	500.00	500.00	0.00	404.34	95.66	80.87 %
0012-0453-00-62640	SUPPLIES/EQUIPMENT UNDER \$500	4,000.00	4,000.00	109.44	383.08	3,616.92	9.58 %
0012-0453-00-62662	JUROR EXPENSE	500.00	500.00	0.00	300.00	200.00	60.00 %
0012-0453-00-70500	EQUIPMENT OVER \$500	1,500.00	1,500.00	0.00	0.00	1,500.00	0.00 %
Expense Total:		197,145.00	197,145.00	13,888.23	42,334.52	154,810.48	21.47%
Department: 0453 - JUSTICE OF THE PEACE #3 Surplus (Deficit):		-122,145.00	-122,145.00	-1,586.27	-24,099.88	98,045.12	19.73%
Department: 0454 - JUSTICE OF THE PEACE #4							
Revenue							
0012-0454-00-44109	JURY FEES	0.00	0.00	22.64	44.42	44.42	0.00 %
0012-0454-00-44271	JUSTICE OF PEACE PCT. #4	75,000.00	75,000.00	8,590.75	15,983.99	-59,016.01	21.31 %
Revenue Total:		75,000.00	75,000.00	8,613.39	16,028.41	-58,971.59	21.37%
Expense							
0012-0454-00-60100	SALARY, JUSTICE OF PEACE 4	49,375.00	49,375.00	3,798.08	11,394.24	37,980.76	23.08 %
0012-0454-00-60112	WAGES, CLERK	74,940.00	74,940.00	5,763.86	17,195.43	57,744.57	22.95 %
0012-0454-00-60300	FICA	9,510.00	9,510.00	717.78	2,145.99	7,364.01	22.57 %
0012-0454-00-60305	GROUP MEDICAL INSURANCE	36,000.00	36,000.00	2,002.89	6,008.48	29,991.52	16.69 %
0012-0454-00-60310	RETIREMENT	16,161.00	16,161.00	1,243.06	3,716.69	12,444.31	23.00 %
0012-0454-00-61000	COMMUNICATIONS EXPENSE	2,500.00	2,500.00	350.97	521.41	1,978.59	20.86 %
0012-0454-00-61700	CONFERENCES/SEMINARS/DUES	1,250.00	1,250.00	0.00	330.00	920.00	26.40 %
0012-0454-00-62000	TRAVEL EXPENSES	3,500.00	3,500.00	352.80	937.20	2,562.80	26.78 %
0012-0454-00-62640	SUPPLIES/EQUIPMENT UNDER \$500	3,000.00	3,000.00	508.68	1,775.15	1,224.85	59.17 %
0012-0454-00-62662	JUROR EXPENSE	1,500.00	1,500.00	0.00	0.00	1,500.00	0.00 %
0012-0454-00-63000	UTILITIES JP 4	0.00	0.00	526.64	1,149.81	-1,149.81	0.00 %
0012-0454-00-63205	PEST CONTROL	0.00	0.00	0.00	40.00	-40.00	0.00 %
0012-0454-00-63210	REPAIRS TO BLDGS - JP4	0.00	0.00	439.84	1,071.69	-1,071.69	0.00 %
0012-0454-00-66651	OFFICE RENT	5,000.00	5,000.00	780.00	1,560.00	3,440.00	31.20 %
0012-0454-00-70500	EQUIPMENT OVER \$500	1,500.00	1,500.00	0.00	0.00	1,500.00	0.00 %
Expense Total:		204,236.00	204,236.00	16,484.60	47,846.09	156,389.91	23.43%
Department: 0454 - JUSTICE OF THE PEACE #4 Surplus (Deficit):		-129,236.00	-129,236.00	-7,871.21	-31,817.68	97,418.32	24.62%
Department: 0475 - COUNTY ATTORNEY							
Revenue							
0012-0475-00-42125	GRANT - SB 22 PROSECUTOR'S GR...	0.00	175,000.00	0.00	175,000.00	0.00	100.00 %
0012-0475-00-44259	COUNTY ATTORNEY	12,000.00	12,000.00	1,355.00	2,322.60	-9,677.40	19.36 %
0012-0475-00-47193	LONGEVITY PAY FROM STATE	0.00	0.00	0.00	2,120.00	2,120.00	0.00 %
Revenue Total:		12,000.00	187,000.00	1,355.00	179,442.60	-7,557.40	95.96%
Expense							
0012-0475-00-60103	SALARY, ASST CO ATTORNEY	163,749.00	163,749.00	12,596.00	37,561.66	126,187.34	22.94 %
0012-0475-00-60104	WAGES, LEGAL SECRETARIES (4)	165,056.00	165,056.00	12,600.76	37,539.03	127,516.97	22.74 %
0012-0475-00-60114	SALARY, LONGEVITY	7,740.00	7,740.00	740.00	2,140.00	5,600.00	27.65 %
0012-0475-00-60115	WAGES, INVESTIGATOR	64,200.00	64,200.00	4,959.32	14,841.49	49,358.51	23.12 %
0012-0475-00-60300	FICA	30,658.00	30,658.00	2,309.23	6,881.38	23,776.62	22.45 %
0012-0475-00-60305	GROUP MEDICAL INSURANCE	84,000.00	84,000.00	6,526.84	19,578.49	64,421.51	23.31 %
0012-0475-00-60310	RETIREMENT	52,097.00	52,097.00	4,016.52	11,970.73	40,126.27	22.98 %
0012-0475-00-61400	POSTAGE	0.00	0.00	227.95	516.75	-516.75	0.00 %
0012-0475-00-67115	EQUIPMENT	2,000.00	2,000.00	0.00	0.00	2,000.00	0.00 %
0012-0475-00-69012	CO/DIST ATTY OFFICE EXPENSES	37,500.00	37,500.00	2,651.12	7,588.23	29,911.77	20.24 %



MINUTES OF THE COLORADO COUNTY  
COMMISSIONER'S COURT REGULAR MEETING  
April 28, 2025

Budget Detail Report

For Fiscal: FY 2025 Period Ending: 03/31/2025

		Original Total Budget	Current Total Budget	Period Activity	Fiscal Activity	Variance Favorable (Unfavorable)	Percent Used
0012-0475-00-69068	SB22 PROSECUTORS GRANT EXPEN...	0.00	175,000.00	0.00	0.00	175,000.00	0.00 %
Expense Total:		607,000.00	782,000.00	46,627.74	138,617.76	643,382.24	17.73%
Department: 0475 - COUNTY ATTORNEY Surplus (Deficit):		-595,000.00	-595,000.00	-45,272.74	40,824.84	635,824.84	-6.86%
Department: 0495 - COUNTY AUDITOR							
Expense							
0012-0495-00-60102	SALARY, COUNTY AUDITOR	88,920.00	88,920.00	6,840.00	20,520.00	68,400.00	23.08 %
0012-0495-00-60104	WAGES, ASSISTANTS	210,956.00	210,956.00	9,498.08	29,434.75	181,521.25	13.95 %
0012-0495-00-60300	FICA	22,940.00	22,940.00	1,118.24	3,395.23	19,544.77	14.80 %
0012-0495-00-60305	GROUP MEDICAL INSURANCE	60,000.00	60,000.00	3,679.44	11,297.08	48,702.92	18.83 %
0012-0495-00-60310	RETIREMENT	38,984.00	38,984.00	2,123.95	6,494.11	32,489.89	16.66 %
0012-0495-00-61000	COMMUNICATIONS EXPENSE	1,400.00	1,400.00	54.64	171.91	1,228.09	12.28 %
0012-0495-00-61100	COPIER LEASE EXPENSE	5,255.00	5,255.00	404.33	1,212.99	4,042.01	23.08 %
0012-0495-00-61400	POSTAGE	0.00	0.00	2.07	242.17	-242.17	0.00 %
0012-0495-00-61700	CONFERENCES/SEMINARS/DUES	3,250.00	3,250.00	0.00	400.00	2,850.00	12.31 %
0012-0495-00-62640	SUPPLIES/EQUIPMENT UNDER \$500	4,800.00	4,800.00	648.79	922.59	3,877.41	19.22 %
0012-0495-00-70500	EQUIPMENT OVER \$500	2,000.00	2,000.00	1,331.48	1,331.48	668.52	66.57 %
Expense Total:		438,505.00	438,505.00	25,701.02	75,422.31	363,082.69	17.20%
Department: 0495 - COUNTY AUDITOR Total:		438,505.00	438,505.00	25,701.02	75,422.31	363,082.69	17.20%
Department: 0497 - COUNTY TREASURER							
Expense							
0012-0497-00-60100	SALARY, COUNTY TREASURER	66,486.00	66,486.00	5,114.30	15,342.90	51,143.10	23.08 %
0012-0497-00-60300	FICA	5,086.00	5,086.00	381.96	1,145.88	3,940.12	22.53 %
0012-0497-00-60305	GROUP MEDICAL INSURANCE	12,000.00	12,000.00	988.69	2,966.07	9,033.93	24.72 %
0012-0497-00-60310	RETIREMENT	8,643.00	8,643.00	664.86	1,994.58	6,648.42	23.08 %
0012-0497-00-61000	COMMUNICATIONS EXPENSE	500.00	500.00	17.43	52.29	447.71	10.46 %
0012-0497-00-61400	POSTAGE	0.00	0.00	190.59	610.02	-610.02	0.00 %
0012-0497-00-61700	CONFERENCES/SEMINARS/DUES	2,500.00	2,500.00	0.00	140.00	2,360.00	5.60 %
0012-0497-00-62000	TRAVEL EXPENSES	1,000.00	1,000.00	0.00	0.00	1,000.00	0.00 %
0012-0497-00-62640	SUPPLIES/EQUIPMENT UNDER \$500	4,000.00	4,000.00	142.00	610.66	3,389.34	15.27 %
0012-0497-00-70500	EQUIPMENT OVER \$500	1,000.00	1,000.00	0.00	0.00	1,000.00	0.00 %
Expense Total:		101,215.00	101,215.00	7,499.83	22,862.40	78,352.60	22.59%
Department: 0497 - COUNTY TREASURER Total:		101,215.00	101,215.00	7,499.83	22,862.40	78,352.60	22.59%
Department: 0499 - TAX ASSESSOR-COLLECTOR							
Revenue							
0012-0499-00-41110	TAX ASSESSOR-COLLECTOR	120,000.00	120,000.00	20,116.31	30,112.24	-89,887.76	25.09 %
0012-0499-00-41400	5% MOTOR VEH SALES TAX COMMI...	600,000.00	600,000.00	0.00	0.00	-600,000.00	0.00 %
0012-0499-00-47139	SALES-VENDING & SCRAP METALS	100.00	100.00	0.00	0.00	-100.00	0.00 %
Revenue Total:		720,100.00	720,100.00	20,116.31	30,112.24	-689,987.76	4.18%
Expense							
0012-0499-00-60100	SALARY, TAX A/C	66,486.00	66,486.00	5,114.30	13,552.88	52,933.12	20.38 %
0012-0499-00-60104	WAGES, DEPUTIES	196,923.00	196,923.00	15,121.46	45,401.56	151,521.44	23.06 %
0012-0499-00-60105	OVERTIME	0.00	0.00	107.37	472.89	-472.89	0.00 %
0012-0499-00-60300	FICA	20,151.00	20,151.00	1,512.26	4,417.77	15,733.23	21.92 %
0012-0499-00-60305	GROUP MEDICAL INSURANCE	72,000.00	72,000.00	5,908.35	17,355.21	54,644.79	24.10 %
0012-0499-00-60310	RETIREMENT	34,243.00	34,243.00	2,644.60	7,726.14	26,516.86	22.56 %
0012-0499-00-61000	COMMUNICATIONS EXPENSE	1,000.00	1,000.00	17.43	52.29	947.71	5.23 %
0012-0499-00-61100	COPIER LEASE EXPENSE	5,000.00	5,000.00	404.33	1,212.99	3,787.01	24.26 %
0012-0499-00-61400	POSTAGE	0.00	0.00	251.56	675.40	-675.40	0.00 %
0012-0499-00-61700	CONFERENCES/SEMINARS/DUES	2,000.00	2,000.00	0.00	189.48	1,810.52	9.47 %
0012-0499-00-62640	SUPPLIES/EQUIPMENT UNDER \$500	3,500.00	3,500.00	512.36	1,423.04	2,076.96	40.66 %
0012-0499-00-70500	EQUIPMENT OVER \$500	1,500.00	1,500.00	0.00	1,775.00	-275.00	118.33 %
Expense Total:		402,803.00	402,803.00	31,594.02	94,254.65	308,548.35	23.40%
Department: 0499 - TAX ASSESSOR-COLLECTOR Surplus (Deficit):		317,297.00	317,297.00	-11,477.71	-64,142.41	-381,439.41	-20.22%

MINUTES OF THE COLORADO COUNTY  
COMMISSIONER'S COURT REGULAR MEETING  
April 28, 2025

Budget Detail Report		For Fiscal: FY 2025 Period Ending: 03/31/2025					
		Original Total Budget	Current Total Budget	Period Activity	Fiscal Activity	Variance Favorable (Unfavorable)	Percent Used
Department: 0510 - COURTHOUSE BLDG							
Expense							
0012-0510-00-60104	WAGES, MAINT DIRECTOR	48,800.00	48,800.00	3,753.84	11,210.42	37,589.58	22.97 %
0012-0510-00-60116	WAGES, GROUNDS/MAINT	41,289.00	41,289.00	3,176.15	9,456.57	31,832.43	22.90 %
0012-0510-00-60117	WAGES, JANITORIAL STAFF	61,028.00	61,028.00	4,694.26	10,868.97	50,159.03	17.81 %
0012-0510-00-60119	WAGES, PART-TIME	15,000.00	15,000.00	0.00	0.00	15,000.00	0.00 %
0012-0510-00-60300	FICA	12,708.00	12,708.00	886.54	2,404.70	10,303.30	18.92 %
0012-0510-00-60305	GROUP MEDICAL INSURANCE	48,000.00	48,000.00	3,942.66	11,827.45	36,172.55	24.64 %
0012-0510-00-60310	RETIREMENT	21,595.00	21,595.00	1,511.16	4,099.69	17,495.31	18.98 %
0012-0510-00-61000	COMMUNICATIONS EXPENSE	500.00	500.00	0.00	0.00	500.00	0.00 %
0012-0510-00-62690	MISCELLANEOUS SUPPLIES	10,000.00	10,000.00	555.07	1,530.38	8,469.62	15.30 %
0012-0510-00-63000	UTILITIES - CH/Annex	120,000.00	120,000.00	4,567.35	13,819.34	106,180.66	11.52 %
0012-0510-00-63100	GROUNDS MAINTENANCE	20,000.00	20,000.00	87.38	157.38	19,842.62	0.79 %
0012-0510-00-63200	CLEANING SUPPLIES	10,000.00	10,000.00	737.74	1,301.55	8,698.45	13.02 %
0012-0510-00-63205	PEST CONTROL	3,000.00	3,000.00	281.86	466.86	2,533.14	15.56 %
0012-0510-00-63210	REPAIRS TO BLDGS - CH/Annex	80,000.00	80,000.00	892.42	43,650.22	36,349.78	54.56 %
0012-0510-00-63220	ELEVATOR MAINTENANCE	10,000.00	10,000.00	0.00	185.25	9,814.75	1.85 %
0012-0510-00-63300	REPAIRS OF EQUIP/VEHICLES	42,500.00	42,500.00	535.40	921.21	41,578.79	2.17 %
0012-0510-00-63500	REPAIR MATERIALS	2,500.00	2,500.00	0.00	163.57	2,336.43	6.54 %
0012-0510-00-66710	BUILDING INSURANCE	175,000.00	175,000.00	38,369.25	115,859.50	59,140.50	66.21 %
0012-0510-00-67100	HAND TOOLS & EQUIPMENT	3,000.00	3,000.00	57.48	57.48	2,942.52	1.92 %
0012-0510-00-69064	MISCELLANEOUS EXPENSE	5,000.00	5,000.00	0.00	149.97	4,850.03	3.00 %
0012-0510-00-70500	EQUIPMENT OVER \$500	2,500.00	2,500.00	0.00	0.00	2,500.00	0.00 %
Expense Total:		732,420.00	732,420.00	64,048.56	228,130.51	504,289.49	31.15%
Department: 0510 - COURTHOUSE BLDG Total:		732,420.00	732,420.00	64,048.56	228,130.51	504,289.49	31.15%
Department: 0515 - PARKS & RECREATION							
Revenue							
0012-0515-00-43100	BEASON PARK PERMIT FEES	500.00	500.00	50.00	250.00	-250.00	50.00 %
Revenue Total:		500.00	500.00	50.00	250.00	-250.00	50.00%
Expense							
0012-0515-00-63000	UTILITIES - Beason's Park	1,000.00	1,000.00	26.20	90.75	909.25	9.08 %
0012-0515-00-63410	MAINTENANCE	1,500.00	1,500.00	61.42	61.42	1,438.58	4.09 %
Expense Total:		2,500.00	2,500.00	87.62	152.17	2,347.83	6.09%
Department: 0515 - PARKS & RECREATION Surplus (Deficit):		-2,000.00	-2,000.00	-37.62	97.83	2,097.83	-4.89%
Department: 0525 - SEPTIC SYSTEM/FLOOD PLAIN							
Revenue							
0012-0525-00-44100	DEVELOPMENT FEES	30,000.00	30,000.00	1,110.00	4,735.00	-25,265.00	15.78 %
0012-0525-00-44157	SEPTIC SYSTEM FEES	60,000.00	60,000.00	5,650.00	13,275.00	-46,725.00	22.13 %
Revenue Total:		90,000.00	90,000.00	6,760.00	18,010.00	-71,990.00	20.01%
Expense							
0012-0525-00-60103	WAGES, OSSF COORDINATOR	31,455.00	31,455.00	2,318.40	6,848.10	24,606.90	21.77 %
0012-0525-00-60300	FICA	2,406.00	2,406.00	177.36	523.88	1,882.12	21.77 %
0012-0525-00-60310	RETIREMENT	4,089.00	4,089.00	301.40	890.26	3,198.74	21.77 %
0012-0525-00-61000	COMMUNICATIONS EXPENSE	750.00	750.00	134.18	137.37	612.63	18.32 %
0012-0525-00-61220	DOCUMENT IMAGING	500.00	500.00	0.00	0.00	500.00	0.00 %
0012-0525-00-61700	CONFERENCES/SEMINARS/DUES	1,000.00	1,000.00	0.00	450.00	550.00	45.00 %
0012-0525-00-62640	SUPPLIES/EQUIPMENT UNDER \$500	1,000.00	1,000.00	0.00	609.56	390.44	60.96 %
0012-0525-00-63310	TRAVEL EXPENSE	500.00	500.00	0.00	0.00	500.00	0.00 %
0012-0525-00-66500	CONTRACT SERVICES	5,000.00	5,000.00	0.00	410.00	4,590.00	8.20 %
0012-0525-00-70500	EQUIPMENT OVER \$500	500.00	500.00	0.00	0.00	500.00	0.00 %
Expense Total:		47,200.00	47,200.00	2,931.34	9,869.17	37,330.83	20.91%
Department: 0525 - SEPTIC SYSTEM/FLOOD PLAIN Surplus (Deficit):		42,800.00	42,800.00	3,828.66	8,140.83	-34,659.17	19.02%
Department: 0530 - EMERGENCY MANAGEMENT							
Revenue							
0012-0530-00-42130	GRANT - HOMELAND SECURITY	26,000.00	26,000.00	0.00	20,093.55	-5,906.45	77.28 %



**MINUTES OF THE COLORADO COUNTY**  
**COMMISSIONER'S COURT REGULAR MEETING**  
**April 28, 2025**

**Budget Detail Report**

**For Fiscal: FY 2025 Period Ending: 03/31/2025**

		Original Total Budget	Current Total Budget	Period Activity	Fiscal Activity	Variance Favorable (Unfavorable)	Percent Used
0012-0530-00-44276	INSURANCE REIMBURSEMENT	0.00	0.00	0.00	2,846.15	2,846.15	0.00 %
	Revenue Total:	26,000.00	26,000.00	0.00	22,939.70	-3,060.30	88.23%
<b>Expense</b>							
0012-0530-00-60103	SALARY, ASST EMO COORDINATOR	22,659.00	22,659.00	1,754.50	5,257.75	17,401.25	23.20 %
0012-0530-00-60121	SALARY, EMO COORDINATOR	58,656.00	58,656.00	4,512.00	13,598.25	45,057.75	23.18 %
0012-0530-00-60300	FICA	6,221.00	6,221.00	418.92	1,250.23	4,970.77	20.10 %
0012-0530-00-60305	GROUP MEDICAL INSURANCE	12,000.00	12,000.00	708.54	2,251.29	9,748.71	18.76 %
0012-0530-00-60310	RETIREMENT	10,571.00	10,571.00	814.64	2,451.27	8,119.73	23.19 %
0012-0530-00-61000	COMMUNICATIONS EXPENSE	5,500.00	5,500.00	734.88	1,598.19	3,901.81	29.06 %
0012-0530-00-61700	CONFERENCES/SEMINARS/DUES	1,000.00	1,000.00	0.00	0.00	1,000.00	0.00 %
0012-0530-00-62640	SUPPLIES/EQUIPMENT UNDER \$500	4,000.00	4,000.00	63.62	324.81	3,675.19	8.12 %
0012-0530-00-63300	REPAIRS OF EQUIP/VEHICLES	8,000.00	8,000.00	1,421.74	1,421.74	6,578.26	17.77 %
0012-0530-00-63400	RADIO REPAIRS & MAINTENANCE	42,000.00	42,000.00	45.00	7,936.15	34,063.85	18.90 %
0012-0530-00-69074	STATE HOMELAND SECURITY GRANT	35,000.00	35,000.00	11,310.00	11,310.00	23,690.00	32.31 %
0012-0530-00-70500	EQUIPMENT OVER \$500	25,000.00	25,000.00	0.00	1,573.42	23,426.58	6.29 %
	Expense Total:	230,607.00	230,607.00	21,783.84	48,973.10	181,633.90	21.24%
<b>Department: 0530 - EMERGENCY MANAGEMENT Surplus (Deficit):</b>		<b>-204,607.00</b>	<b>-204,607.00</b>	<b>-21,783.84</b>	<b>-26,033.40</b>	<b>178,573.60</b>	<b>12.72%</b>
<b>Department: 0540 - EMS</b>							
<b>Revenue</b>							
0012-0540-00-44103	AMBULANCE FEES COLLECTED	1,900,000.00	1,900,000.00	156,987.12	554,000.49	-1,345,999.51	29.16 %
0012-0540-00-44278	SPLASHWAY REIMBURSEMENT	0.00	0.00	0.00	532.92	532.92	0.00 %
0012-0540-00-44280	CPR FEES	0.00	0.00	250.00	250.00	250.00	0.00 %
0012-0540-00-47131	DONATIONS - JOHNSON FOUNDATI...	0.00	0.00	0.00	100,000.00	100,000.00	0.00 %
0012-0540-00-47132	MISC DONATIONS	0.00	0.00	20.00	20.00	20.00	0.00 %
	Revenue Total:	1,900,000.00	1,900,000.00	157,257.12	654,803.41	-1,245,196.59	34.46%
<b>Expense</b>							
0012-0540-20-60103	SALARY, EMS DIRECTOR	53,750.00	53,750.00	4,134.62	12,406.40	41,343.60	23.08 %
0012-0540-20-60104	WAGES, AMBULANCE ACCT	8,400.00	8,400.00	646.02	1,928.76	6,471.24	22.96 %
0012-0540-20-60105	OVERTIME	525,000.00	525,000.00	60,983.23	195,278.55	329,721.45	37.20 %
0012-0540-20-60106	HOLIDAY PAY	43,575.00	43,575.00	11,458.90	11,458.90	32,116.10	26.30 %
0012-0540-20-60122	SALARY, ASST EMS DIRECTOR	79,643.00	79,643.00	6,114.62	18,343.86	61,299.14	23.03 %
0012-0540-20-60124	WAGES, FULL-TIME PARAMEDICS	1,102,024.00	1,102,024.00	78,253.28	249,460.09	852,563.91	22.64 %
0012-0540-20-60125	WAGES, PART-TIME EMT	105,000.00	105,000.00	10,914.75	41,990.55	63,009.45	39.99 %
0012-0540-20-60200	WAGES, EXTRA JOBS	47,250.00	47,250.00	5,200.00	14,168.50	33,081.50	29.99 %
0012-0540-20-60201	INCENTIVE PAY	54,000.00	54,000.00	5,625.00	5,625.00	48,375.00	10.42 %
0012-0540-20-60300	FICA	158,568.00	158,568.00	13,847.20	41,594.57	116,973.43	26.23 %
0012-0540-20-60305	GROUP MEDICAL INSURANCE	324,000.00	324,000.00	26,880.07	73,693.03	250,306.97	22.74 %
0012-0540-20-60310	RETIREMENT	269,463.00	269,463.00	23,833.01	71,585.97	197,877.03	26.57 %
0012-0540-20-62610	CPR SUPPLIES	1,500.00	1,500.00	0.00	0.00	1,500.00	0.00 %
0012-0540-20-62612	AMBULANCE SUPPLIES	100,000.00	100,000.00	15,646.43	28,713.60	71,286.40	28.71 %
0012-0540-20-62640	SUPPLIES/EQUIPMENT UNDER \$500	15,000.00	15,000.00	1,999.26	4,477.18	10,522.82	29.85 %
0012-0540-20-62670	FUEL & OIL	120,000.00	120,000.00	11,063.76	24,453.06	95,546.94	20.38 %
0012-0540-20-63400	RADIOS & RADIO REPAIRS	10,000.00	10,000.00	0.00	0.00	10,000.00	0.00 %
0012-0540-20-64000	SOFTWARE/LICENSE SERVICES	0.00	0.00	5,144.58	12,410.91	-12,410.91	0.00 %
0012-0540-20-69070	CONTINGENCY-MATCHING GRNT	5,000.00	5,000.00	0.00	0.00	5,000.00	0.00 %
0012-0540-20-70500	EQUIPMENT OVER \$500	30,000.00	30,000.00	1,661.37	9,803.16	20,196.84	32.68 %
0012-0540-20-76000	MOTOR VEHICLES	200,000.00	200,000.00	20,000.00	20,000.00	180,000.00	10.00 %
0012-0540-20-80000	ZOLL EQUIPMENT	100,000.00	100,000.00	8,972.40	26,917.20	73,082.80	26.92 %
0012-0540-21-63000	UTILITIES - Station 1	0.00	0.00	1,184.59	2,930.92	-2,930.92	0.00 %
0012-0540-21-63210	REPAIRS TO BLDGS - Station 1	0.00	0.00	387.48	17,730.63	-17,730.63	0.00 %
0012-0540-22-63000	UTILITIES - Station 3	0.00	0.00	897.10	3,293.22	-3,293.22	0.00 %
0012-0540-22-63210	REPAIRS TO BLDGS - Station 3	0.00	0.00	0.00	9,297.00	-9,297.00	0.00 %
0012-0540-23-63000	UTILITIES - Station 5	0.00	0.00	0.00	779.92	-779.92	0.00 %
0012-0540-23-63210	REPAIRS TO BLDGS - Station 5	0.00	0.00	0.00	807.24	-807.24	0.00 %
0012-0540-24-60103	WAGES, FLEET MAINTENANCE	54,153.00	54,153.00	3,427.30	11,742.38	42,410.62	21.68 %
0012-0540-24-60106	HOLIDAY PAY	0.00	0.00	604.70	604.70	-604.70	0.00 %
0012-0540-24-60300	FICA	0.00	0.00	289.54	893.28	-893.28	0.00 %



MINUTES OF THE COLORADO COUNTY  
COMMISSIONER'S COURT REGULAR MEETING  
April 28, 2025

Budget Detail Report

For Fiscal: FY 2025 Period Ending: 03/31/2025

		Original	Current	Period	Fiscal	Variance	Percent
		Total Budget	Total Budget	Activity	Activity	Favorable (Unfavorable)	Used
<u>0012-0540-24-60305</u>	GROUP MEDICAL INSURANCE	0.00	0.00	988.69	2,992.50	-2,992.50	0.00 %
<u>0012-0540-24-60310</u>	RETIREMENT	0.00	0.00	524.16	1,614.38	-1,614.38	0.00 %
<u>0012-0540-24-63000</u>	UTILITIES - Maintenance	0.00	0.00	194.37	413.82	-413.82	0.00 %
<u>0012-0540-24-63210</u>	REPAIRS TO BLDGS - EMS Maintena...	0.00	0.00	0.00	140.00	-140.00	0.00 %
<u>0012-0540-24-63300</u>	REPAIRS OF EQUIP/VEHICLES	100,000.00	100,000.00	14,900.58	24,311.62	75,688.38	24.31 %
<u>0012-0540-24-63305</u>	BATTERIES, TIRES & TUBES	0.00	0.00	0.00	716.06	-716.06	0.00 %
<u>0012-0540-25-61000</u>	COMMUNICATIONS EXPENSE	17,500.00	17,500.00	3,670.47	10,135.39	7,364.61	57.92 %
<u>0012-0540-25-61100</u>	COPIER LEASE EXPENSE	2,000.00	2,000.00	404.33	1,212.99	787.01	60.65 %
<u>0012-0540-25-61400</u>	POSTAGE	0.00	0.00	65.40	110.44	-110.44	0.00 %
<u>0012-0540-25-61700</u>	CONFERENCES/SEMINARS/DUES	0.00	0.00	0.00	1,500.00	-1,500.00	0.00 %
<u>0012-0540-25-62100</u>	UNIFORMS	12,000.00	12,000.00	468.58	4,265.00	7,735.00	35.54 %
<u>0012-0540-25-62607</u>	TRAINING COURSES/SUPPLIES	15,000.00	15,000.00	7,823.21	13,032.31	1,967.69	86.88 %
<u>0012-0540-25-62654</u>	COVID-19 EXPENSES	0.00	0.00	127.79	383.37	-383.37	0.00 %
<u>0012-0540-25-66515</u>	DRUG & ALCOHOL TESTING	3,500.00	3,500.00	260.00	800.00	2,700.00	22.86 %
<u>0012-0540-25-66532</u>	MEDICAL DIRECTOR EXPENSES	15,000.00	15,000.00	4,875.00	9,750.00	5,250.00	65.00 %
<u>0012-0540-25-66546</u>	MEDICAL WASTE SERVICES	1,500.00	1,500.00	0.00	256.34	1,243.66	17.09 %
<u>0012-0540-25-66705</u>	INSURANCE	12,500.00	12,500.00	0.00	2,048.50	10,451.50	16.39 %
<u>0012-0540-25-69022</u>	BILLING SERVICES	0.00	0.00	3,776.17	3,776.17	-3,776.17	0.00 %
<u>0012-0540-25-69060</u>	LICENSING FEES & eDISPATCH	15,000.00	15,000.00	0.00	0.00	15,000.00	0.00 %
<u>0012-0540-25-69066</u>	MISCELLANEOUS/MATCHING GRAN...	1,000.00	1,000.00	0.00	0.00	1,000.00	0.00 %
Expense Total:		3,601,326.00	3,601,326.00	357,247.96	989,847.47	2,611,478.53	27.49%
Department: 0540 - EMS Surplus (Deficit):		-1,701,326.00	-1,701,326.00	-199,990.84	-335,044.06	1,366,281.94	19.69%
Department: 0551 - CONSTABLE, PRECINCT 1							
Expense							
<u>0012-0551-00-60100</u>	SALARY, CONSTABLE PCT #1	23,144.00	23,144.00	1,780.30	5,340.90	17,803.10	23.08 %
<u>0012-0551-00-60300</u>	FICA	1,770.00	1,770.00	135.86	407.54	1,362.46	23.02 %
<u>0012-0551-00-60305</u>	GROUP MEDICAL INSURANCE	12,000.00	12,000.00	930.39	2,894.09	9,105.91	24.12 %
<u>0012-0551-00-60310</u>	RETIREMENT	3,009.00	3,009.00	231.44	694.32	2,314.68	23.07 %
<u>0012-0551-00-61000</u>	COMMUNICATIONS EXPENSE	300.00	300.00	0.00	0.00	300.00	0.00 %
<u>0012-0551-00-61700</u>	CONFERENCES/SEMINARS/DUES	500.00	500.00	0.00	0.00	500.00	0.00 %
<u>0012-0551-00-63310</u>	TRAVEL EXPENSE	1,000.00	1,000.00	0.00	0.00	1,000.00	0.00 %
<u>0012-0551-00-69900</u>	MISCELLANEOUS EXPENSE	500.00	500.00	0.00	0.00	500.00	0.00 %
Expense Total:		42,223.00	42,223.00	3,077.99	9,336.85	32,886.15	22.11%
Department: 0551 - CONSTABLE, PRECINCT 1 Total:		42,223.00	42,223.00	3,077.99	9,336.85	32,886.15	22.11%
Department: 0552 - CONSTABLE, PRECINCT 2							
Expense							
<u>0012-0552-00-60100</u>	SALARY, CONSTABLE PCT #2	23,144.00	23,144.00	1,780.30	5,340.90	17,803.10	23.08 %
<u>0012-0552-00-60300</u>	FICA	1,770.00	1,770.00	86.72	245.28	1,524.72	13.86 %
<u>0012-0552-00-60305</u>	GROUP MEDICAL INSURANCE	12,000.00	12,000.00	852.15	2,811.43	9,188.57	23.43 %
<u>0012-0552-00-60310</u>	RETIREMENT	3,009.00	3,009.00	231.44	694.32	2,314.68	23.07 %
<u>0012-0552-00-61000</u>	COMMUNICATIONS EXPENSE	300.00	300.00	22.49	44.99	255.01	15.00 %
<u>0012-0552-00-61700</u>	CONFERENCES/SEMINARS/DUES	500.00	500.00	0.00	0.00	500.00	0.00 %
<u>0012-0552-00-62000</u>	TRAVEL EXPENSES	2,500.00	2,500.00	0.00	0.00	2,500.00	0.00 %
<u>0012-0552-00-69900</u>	MISCELLANEOUS EXPENSE	500.00	500.00	0.00	10.10	489.90	2.02 %
Expense Total:		43,723.00	43,723.00	2,973.10	9,147.02	34,575.98	20.92%
Department: 0552 - CONSTABLE, PRECINCT 2 Total:		43,723.00	43,723.00	2,973.10	9,147.02	34,575.98	20.92%
Department: 0553 - CONSTABLE, PRECINCT 3							
Expense							
<u>0012-0553-00-60100</u>	SALARY, CONSTABLE PCT #3	23,144.00	23,144.00	1,780.30	5,340.90	17,803.10	23.08 %
<u>0012-0553-00-60300</u>	FICA	1,770.00	1,770.00	132.92	398.20	1,371.80	22.50 %
<u>0012-0553-00-60305</u>	GROUP MEDICAL INSURANCE	12,000.00	12,000.00	834.30	2,643.60	9,356.40	22.03 %
<u>0012-0553-00-60310</u>	RETIREMENT	3,009.00	3,009.00	231.44	694.32	2,314.68	23.07 %
<u>0012-0553-00-61000</u>	COMMUNICATIONS EXPENSE	300.00	300.00	0.00	0.00	300.00	0.00 %
<u>0012-0553-00-61700</u>	CONFERENCES/SEMINARS/DUES	500.00	500.00	0.00	0.00	500.00	0.00 %
<u>0012-0553-00-62000</u>	TRAVEL EXPENSES	1,000.00	1,000.00	0.00	0.00	1,000.00	0.00 %

MINUTES OF THE COLORADO COUNTY  
COMMISSIONER'S COURT REGULAR MEETING  
April 28, 2025

Budget Detail Report

For Fiscal: FY 2025 Period Ending: 03/31/2025

		Original Total Budget	Current Total Budget	Period Activity	Fiscal Activity	Variance Favorable (Unfavorable)	Percent Used
0012-0553-00-69900	MISCELLANEOUS EXPENSE	500.00	500.00	0.00	0.00	500.00	0.00 %
Expense Total:		42,223.00	42,223.00	2,978.96	9,077.02	33,145.98	21.50%
Department: 0553 - CONSTABLE, PRECINCT 3 Total:		42,223.00	42,223.00	2,978.96	9,077.02	33,145.98	21.50%
Department: 0554 - CONSTABLE, PRECINCT 4							
Expense							
0012-0554-00-60100	SALARY, CONSTABLE PCT #4	23,144.00	23,144.00	1,780.30	5,340.90	17,803.10	23.08 %
0012-0554-00-60300	FICA	1,770.00	1,770.00	103.64	310.92	1,459.08	17.57 %
0012-0554-00-60305	GROUP MEDICAL INSURANCE	12,000.00	12,000.00	981.85	2,945.52	9,054.48	24.55 %
0012-0554-00-60310	RETIREMENT	3,009.00	3,009.00	231.44	694.32	2,314.68	23.07 %
0012-0554-00-61700	CONFERENCES/SEMINARS/DUES	600.00	600.00	0.00	-75.00	675.00	-12.50 %
0012-0554-00-62000	TRAVEL EXPENSES	250.00	250.00	0.00	0.00	250.00	0.00 %
0012-0554-00-69900	MISCELLANEOUS EXPENSE	500.00	500.00	0.00	0.00	500.00	0.00 %
Expense Total:		41,273.00	41,273.00	3,097.23	9,216.66	32,056.34	22.33%
Department: 0554 - CONSTABLE, PRECINCT 4 Total:		41,273.00	41,273.00	3,097.23	9,216.66	32,056.34	22.33%
Department: 0555 - RURAL ADDRESSING							
Revenue							
0012-0555-00-44120	911 Mailing Fee	0.00	0.00	0.00	10.00	10.00	0.00 %
0012-0555-00-47238	SALE OF 911 ADDRESS SIGNS	4,000.00	4,000.00	302.00	732.00	-3,268.00	-18.30 %
Revenue Total:		4,000.00	4,000.00	302.00	742.00	-3,258.00	-18.55%
Expense							
0012-0555-00-60103	WAGES, 9-1-1 COORDINATOR	64,336.00	64,336.00	4,948.93	14,764.29	49,571.71	22.95 %
0012-0555-00-60104	WAGES, ASST COORDINATOR	36,317.00	36,317.00	2,793.98	8,341.56	27,975.44	22.97 %
0012-0555-00-60300	FICA	7,700.00	7,700.00	588.59	1,756.32	5,943.68	22.81 %
0012-0555-00-60305	GROUP MEDICAL INSURANCE	24,000.00	24,000.00	1,790.62	5,371.91	18,628.09	22.38 %
0012-0555-00-60310	RETIREMENT	13,085.00	13,085.00	1,006.58	3,003.76	10,081.24	22.96 %
0012-0555-00-61000	COMMUNICATIONS EXPENSE	1,250.00	1,250.00	250.97	259.17	990.83	20.73 %
0012-0555-00-61400	POSTAGE	0.00	0.00	86.76	145.71	-145.71	0.00 %
0012-0555-00-61700	CONFERENCES/SEMINARS/DUES	750.00	750.00	0.00	0.00	750.00	0.00 %
0012-0555-00-62640	SUPPLIES/EQUIP UNDER \$500	2,500.00	2,500.00	20.00	3,192.18	-692.18	127.69 %
0012-0555-00-62656	911 OPERATING EXPENSES	5,000.00	5,000.00	0.00	0.00	5,000.00	0.00 %
0012-0555-00-63300	REPAIRS OF EQUIP/VEHICLES	750.00	750.00	0.00	92.50	657.50	12.33 %
0012-0555-00-63310	TRAVEL EXPENSE	2,000.00	2,000.00	0.00	0.00	2,000.00	0.00 %
0012-0555-00-63430	EQUIPMENT/SOFTWARE	2,000.00	2,000.00	0.00	0.00	2,000.00	0.00 %
0012-0555-00-66520	FLOODPLAIN CONSULTANT	7,500.00	7,500.00	0.00	0.00	7,500.00	0.00 %
0012-0555-00-69034	FLOODPLAIN EXPENSES	1,000.00	1,000.00	0.00	0.00	1,000.00	0.00 %
Expense Total:		168,188.00	168,188.00	11,486.43	36,927.40	131,260.60	21.96%
Department: 0555 - RURAL ADDRESSING Surplus (Deficit):		-164,188.00	-164,188.00	-11,184.43	-36,185.40	128,002.60	22.04%
Department: 0560 - COUNTY SHERIFF							
Revenue							
0012-0560-00-42100	PRISONER TRANSPORT REIMB/STAT...	5,000.00	5,000.00	0.00	0.00	-5,000.00	0.00 %
0012-0560-00-42125	GRANT - SB 22 LEO GRANT	0.00	350,000.00	0.00	350,000.00	0.00	100.00 %
0012-0560-00-44121	SHERIFF'S FEES	50,000.00	50,000.00	3,363.08	9,274.91	-40,725.09	18.55 %
0012-0560-00-44275	INMATE TRANSPORT	0.00	0.00	0.00	930.50	930.50	0.00 %
0012-0560-00-47131	DONATIONS - WINTERMANN FOUN...	0.00	0.00	0.00	18,243.38	18,243.38	0.00 %
0012-0560-00-47136	SALE OF POLICE REPORTS	1,500.00	1,500.00	0.00	0.00	-1,500.00	0.00 %
0012-0560-00-47241	MATCHING FUNDS-SCHOOL RES OFC	90,000.00	90,000.00	0.00	0.00	-90,000.00	0.00 %
0012-0560-00-47244	CHILD ABUSE PREVENTION FUND	50.00	50.00	0.00	376.20	326.20	752.40 %
0012-0560-11-47200	MISCELLANEOUS INCOME	0.00	0.00	0.00	10,423.28	10,423.28	0.00 %
Revenue Total:		146,550.00	496,550.00	3,363.08	389,248.27	-107,301.73	78.39%
Expense							
0012-0560-00-61400	POSTAGE	0.00	0.00	120.00	366.14	-366.14	0.00 %
0012-0560-00-69068	SB22 LEO GRANT EXPENDITURES	0.00	350,000.00	0.00	88,875.00	261,125.00	25.39 %
0012-0560-10-60104	WAGES, DISPATCHERS	494,832.00	494,832.00	33,651.08	115,389.08	379,442.92	23.32 %
0012-0560-10-60105	OVERTIME	70,000.00	70,000.00	0.00	0.00	70,000.00	0.00 %
0012-0560-10-60106	HOLIDAY PAY	0.00	0.00	5,950.50	5,950.50	-5,950.50	0.00 %
0012-0560-10-60200	CERTIFICATE PAY	70,000.00	70,000.00	830.76	2,492.28	67,507.72	3.56 %



MINUTES OF THE COLORADO COUNTY  
COMMISSIONER'S COURT REGULAR MEETING  
April 28, 2025

Budget Detail Report

For Fiscal: FY 2025 Period Ending: 03/31/2025

		Original	Current	Period	Fiscal	Variance	Percent
		Total Budget	Total Budget	Activity	Activity	Favorable (Unfavorable)	Used
<u>0012-0560-10-60300</u>	FICA	200,607.00	200,607.00	2,811.90	8,695.53	191,911.47	4.33 %
<u>0012-0560-10-60305</u>	GROUP MEDICAL INSURANCE	492,000.00	492,000.00	9,536.28	26,227.06	465,772.94	5.33 %
<u>0012-0560-10-60310</u>	RETIREMENT	340,901.00	340,901.00	5,256.20	16,098.15	324,802.85	4.72 %
<u>0012-0560-10-62105</u>	EMPLOYEE UNIFORMS	0.00	0.00	0.00	260.00	-260.00	0.00 %
<u>0012-0560-10-62640</u>	SUPPLIES/EQUIPMENT UNDER \$500	0.00	0.00	266.81	813.41	-813.41	0.00 %
<u>0012-0560-10-62658</u>	911 OPERATING/DISPATCH EXPENS...	30,000.00	30,000.00	7,961.33	23,983.42	6,016.58	79.94 %
<u>0012-0560-10-62690</u>	MISCELLANEOUS EXPENSE	0.00	0.00	0.00	-28.82	28.82	0.00 %
<u>0012-0560-10-67110</u>	EMERGENCY EQUIP/DETAIL	7,500.00	7,500.00	0.00	0.00	7,500.00	0.00 %
<u>0012-0560-10-70500</u>	EQUIPMENT OVER \$500	0.00	0.00	2,952.90	31,198.45	-31,198.45	0.00 %
<u>0012-0560-11-60104</u>	WAGES, MH DEPUTY	62,400.00	62,400.00	4,080.00	14,152.50	48,247.50	22.68 %
<u>0012-0560-11-60105</u>	OVERTIME	138,320.00	138,320.00	5,989.88	16,588.31	121,731.69	11.99 %
<u>0012-0560-11-60106</u>	HOLIDAY PAY	115,000.00	115,000.00	12,464.84	12,464.84	102,535.16	10.84 %
<u>0012-0560-11-60126</u>	WAGES, DEPUTIES	1,490,944.00	1,535,640.33	100,983.46	338,612.54	1,197,027.79	22.05 %
<u>0012-0560-11-60200</u>	CERTIFICATE PAY	0.00	0.00	1,846.17	5,976.97	-5,976.97	0.00 %
<u>0012-0560-11-60300</u>	FICA	0.00	2,632.97	9,151.29	28,395.08	-25,762.11	1,078.44 %
<u>0012-0560-11-60305</u>	GROUP MEDICAL INSURANCE	0.00	0.00	25,244.26	73,349.44	-73,349.44	0.00 %
<u>0012-0560-11-60310</u>	RETIREMENT	0.00	4,378.44	16,297.36	50,413.37	-46,034.93	1,151.40 %
<u>0012-0560-11-62105</u>	EMPLOYEE UNIFORMS	9,000.00	9,000.00	11,390.68	19,503.81	-10,503.81	216.71 %
<u>0012-0560-11-62630</u>	PHOTO/RIFLE/RANGE SUPPLIES	2,500.00	2,500.00	93.23	1,261.31	1,238.69	50.45 %
<u>0012-0560-11-62640</u>	SUPPLIES/EQUIPMENT UNDER \$500	20,000.00	20,500.00	719.72	3,379.52	17,120.48	16.49 %
<u>0012-0560-11-62670</u>	FUEL & OIL	120,000.00	120,000.00	11,795.58	30,118.17	89,881.83	25.10 %
<u>0012-0560-11-62690</u>	MISCELLANEOUS EXPENSE	10,000.00	10,000.00	1,804.18	2,360.38	7,639.62	23.60 %
<u>0012-0560-11-63300</u>	REPAIRS OF EQUIP/VEHICLES	50,000.00	50,000.00	4,999.20	8,545.07	41,454.93	17.09 %
<u>0012-0560-11-63305</u>	BATTERIES, TIRES & TUBES	15,000.00	15,000.00	1,053.38	2,431.55	12,568.45	16.21 %
<u>0012-0560-11-63400</u>	RADIO AND RADIO REPAIRS	9,000.00	9,000.00	0.00	0.00	9,000.00	0.00 %
<u>0012-0560-11-66700</u>	AUTO LIABILITY INSURANCE	25,000.00	25,000.00	0.00	2,048.50	22,951.50	8.19 %
<u>0012-0560-11-69002</u>	FEDERAL EXPRESS CHARGES	250.00	250.00	0.00	92.00	158.00	36.80 %
<u>0012-0560-11-69069</u>	WINTERMANN EXPENDITURES	0.00	0.00	0.00	18,243.38	-18,243.38	0.00 %
<u>0012-0560-11-70500</u>	EQUIPMENT OVER \$500	120,000.00	120,000.00	0.00	18,541.50	101,458.50	15.45 %
<u>0012-0560-11-75100</u>	RADIO EQUIPMENT	5,000.00	5,000.00	0.00	0.00	5,000.00	0.00 %
<u>0012-0560-11-76000</u>	MOTOR VEHICLES	360,000.00	360,000.00	24,836.00	359,112.00	888.00	99.75 %
<u>0012-0560-11-76500</u>	MH EQUIPMENT	0.00	0.00	0.00	1,118.00	-1,118.00	0.00 %
<u>0012-0560-12-62631</u>	FINGERPRINT/EVIDENCE SUPPLIES	2,000.00	2,000.00	0.00	0.00	2,000.00	0.00 %
<u>0012-0560-13-66100</u>	ESTRAY EXPENSES	1,500.00	1,500.00	0.00	0.00	1,500.00	0.00 %
<u>0012-0560-14-60100</u>	SALARY, SHERIFF	80,318.00	80,318.00	6,178.30	19,821.16	60,496.84	24.68 %
<u>0012-0560-14-60104</u>	WAGES, SECRETARY	100,500.00	100,500.00	8,080.00	24,140.39	76,359.61	24.02 %
<u>0012-0560-14-60105</u>	OVERTIME	0.00	0.00	9,708.38	29,422.51	-29,422.51	0.00 %
<u>0012-0560-14-60200</u>	CERTIFICATE PAY	0.00	0.00	92.30	276.90	-276.90	0.00 %
<u>0012-0560-14-60300</u>	FICA	0.00	0.00	2,040.79	6,435.93	-6,435.93	0.00 %
<u>0012-0560-14-60305</u>	GROUP MEDICAL INSURANCE	0.00	0.00	5,755.49	17,434.73	-17,434.73	0.00 %
<u>0012-0560-14-60310</u>	RETIREMENT	0.00	0.00	3,626.89	11,445.64	-11,445.64	0.00 %
<u>0012-0560-14-61000</u>	COMMUNICATIONS EXPENSE	50,000.00	51,943.71	5,510.44	12,283.23	39,660.48	23.65 %
<u>0012-0560-14-61100</u>	COPIER LEASE EXPENSE	7,000.00	7,000.00	721.33	1,529.99	5,470.01	21.86 %
<u>0012-0560-14-61220</u>	CADET TRAINING	10,000.00	10,000.00	0.00	0.00	10,000.00	0.00 %
<u>0012-0560-14-61700</u>	CONFERENCES/SEMINARS/DUES	1,500.00	1,500.00	0.00	2,553.14	-1,053.14	170.21 %
<u>0012-0560-14-61810</u>	SCHOOLS FOR DEPUTIES/DISPATCH...	9,500.00	9,500.00	980.20	1,564.50	7,935.50	16.47 %
<u>0012-0560-14-62690</u>	MISCELLANEOUS EXPENSE	0.00	0.00	7,000.00	7,000.00	-7,000.00	0.00 %
<u>0012-0560-14-64000</u>	SOFTWARE/LICENSE SERVICES	50,000.00	50,000.00	23,762.64	33,787.91	16,212.09	67.58 %
<u>0012-0560-14-66500</u>	CONTRACT IT SERVICES	25,000.00	25,000.00	2,425.00	4,896.17	20,103.83	19.58 %
<u>0012-0560-14-66515</u>	DRUG & ALCOHOL TESTING	1,000.00	1,000.00	0.00	250.00	750.00	25.00 %
<u>0012-0560-14-66611</u>	MH TRANSPORTS	2,500.00	2,500.00	3,840.00	14,382.31	-11,882.31	575.29 %
Expense Total:		4,599,072.00	5,003,223.45	381,808.75	1,514,252.95	3,488,970.50	30.27%
Department: 0560 - COUNTY SHERIFF Surplus (Deficit):		-4,452,522.00	-4,506,673.45	-378,445.67	-1,125,004.68	3,381,668.77	24.96%
Department: 0565 - COUNTY JAIL							
Revenue							
<u>0012-0565-00-44181</u>	LOCAL BAIL BOND FEES	500.00	500.00	540.00	1,140.00	640.00	228.00 %



**MINUTES OF THE COLORADO COUNTY**  
**COMMISSIONER'S COURT REGULAR MEETING**  
**April 28, 2025**

**Budget Detail Report**

**For Fiscal: FY 2025 Period Ending: 03/31/2025**

		Original Total Budget	Current Total Budget	Period Activity	Fiscal Activity	Variance Favorable (Unfavorable)	Percent Used
0012-0565-00-47200	MISCELLANEOUS INCOME	0.00	0.00	0.00	7.17	7.17	0.00 %
Revenue Total:		500.00	500.00	540.00	1,147.17	647.17	229.43%
Expense							
0012-0565-00-60104	WAGES, JAILERS	898,768.00	898,768.00	57,020.23	171,522.10	727,245.90	19.08 %
0012-0565-00-60105	OVERTIME	118,000.00	118,000.00	9,648.00	30,368.72	87,631.28	25.74 %
0012-0565-00-60106	HOLIDAY PAY	52,300.00	52,300.00	8,664.00	8,664.00	43,636.00	16.57 %
0012-0565-00-60127	WAGES, JAIL ADMINISTRATOR	70,116.00	70,116.00	5,393.54	19,442.25	50,673.75	27.73 %
0012-0565-00-60128	WAGES, BAILIFFS	30,000.00	30,000.00	0.00	0.00	30,000.00	0.00 %
0012-0565-00-60200	CERTIFICATE PAY	8,000.00	8,000.00	323.06	1,061.49	6,938.51	13.27 %
0012-0565-00-60300	FICA	90,054.00	90,054.00	6,089.83	17,260.57	72,793.43	19.17 %
0012-0565-00-60305	GROUP MEDICAL INSURANCE	252,000.00	252,000.00	19,773.80	50,073.36	201,926.64	19.87 %
0012-0565-00-60310	RETIREMENT	153,034.00	153,034.00	10,906.07	30,905.61	122,128.39	20.20 %
0012-0565-00-61100	COPIER LEASE EXPENSE	3,500.00	3,500.00	404.33	1,212.99	2,287.01	34.66 %
0012-0565-00-61815	SCHOOLS FOR JAILERS	5,000.00	5,000.00	1,399.81	1,711.81	3,288.19	34.24 %
0012-0565-00-62105	JAILERS UNIFORMS	2,000.00	2,000.00	2,602.21	3,055.81	-1,055.81	152.79 %
0012-0565-00-62632	JAIL SUPPLIES	15,000.00	15,000.00	540.72	2,463.83	12,536.17	16.43 %
0012-0565-00-62671	BEDDING & LINENS	250.00	250.00	0.00	0.00	250.00	0.00 %
0012-0565-00-62690	MISCELLANEOUS SUPPLIES	2,000.00	2,000.00	24.55	135.60	1,864.40	6.78 %
0012-0565-00-63000	UTILITIES - Jail	110,000.00	110,000.00	4,183.93	21,307.36	88,692.64	19.37 %
0012-0565-00-63100	GROUND MAINTENANCE	1,000.00	1,000.00	71.92	106.92	893.08	10.69 %
0012-0565-00-63200	CLEANING SUPPLIES	7,500.00	7,500.00	1,924.23	7,604.22	-104.22	101.39 %
0012-0565-00-63205	PEST CONTROL	1,000.00	1,000.00	85.00	255.00	745.00	25.50 %
0012-0565-00-63210	REPAIRS TO BLDGS - Jail	100,000.00	100,000.00	11,226.75	26,038.49	73,961.51	26.04 %
0012-0565-00-63300	REPAIRS OF EQUIP/VEHICLES	0.00	0.00	0.00	48.00	-48.00	0.00 %
0012-0565-00-65000	INMATE INDIGENT SUPPLIES	1,000.00	1,000.00	0.00	0.00	1,000.00	0.00 %
0012-0565-00-65010	FOOD FOR PRISONERS	190,000.00	190,000.00	22,684.06	56,212.09	133,787.91	29.59 %
0012-0565-00-65020	PRISONER MEDICAL/MEDICINE	200,000.00	200,000.00	13,664.37	48,439.37	151,560.63	24.22 %
0012-0565-00-65030	PRISONER TRANSPORT	1,000.00	1,000.00	2,914.45	6,746.95	-5,746.95	674.70 %
0012-0565-00-65040	JAIL INMATE UNIFORMS	2,000.00	2,000.00	0.00	0.00	2,000.00	0.00 %
0012-0565-00-65050	JAIL LAUNDRY	8,000.00	8,000.00	0.00	0.00	8,000.00	0.00 %
0012-0565-00-66515	DRUG & ALCOHOL TESTING	3,000.00	3,000.00	99.00	349.00	2,651.00	11.63 %
0012-0565-00-66700	LAW ENFORCEMENT LIAB INS	50,000.00	50,000.00	0.00	37,485.00	12,515.00	74.97 %
0012-0565-00-69008	OUT OF COUNTY HOUSING INMATES	10,000.00	10,000.00	0.00	0.00	10,000.00	0.00 %
0012-0565-00-70500	EQUIPMENT OVER \$500	5,000.00	5,000.00	0.00	0.00	5,000.00	0.00 %
Expense Total:		2,389,522.00	2,389,522.00	179,643.86	542,470.54	1,847,051.46	22.70%
Department: 0565 - COUNTY JAIL Surplus (Deficit):		-2,389,022.00	-2,389,022.00	-179,103.86	-541,323.37	1,847,698.63	22.66%
Department: 0570 - SUPERVISION & CORRECTIONS							
Expense							
0012-0570-00-60102	SALARY, JUVENILE JUDGES	12,500.00	12,500.00	1,008.34	3,025.02	9,474.98	24.20 %
0012-0570-00-60300	FICA	956.00	956.00	76.96	230.88	725.12	24.15 %
0012-0570-00-60305	GROUP MEDICAL INSURANCE	0.00	0.00	38.31	114.93	-114.93	0.00 %
0012-0570-00-60310	RETIREMENT	1,625.00	1,625.00	131.08	393.24	1,231.76	24.20 %
0012-0570-00-63000	UTILITIES - Probation	0.00	0.00	674.40	2,115.75	-2,115.75	0.00 %
0012-0570-00-63205	PEST CONTROL	0.00	0.00	0.00	68.97	-68.97	0.00 %
0012-0570-00-63210	REPAIRS TO BLDGS - Probation	0.00	0.00	0.00	1,331.83	-1,331.83	0.00 %
0012-0570-00-65031	DETENTION SERVICES	100,000.00	100,000.00	6,450.00	5,480.00	94,520.00	5.48 %
0012-0570-00-69018	JUVENILE PROBATION DEPT	150,000.00	150,000.00	0.00	0.00	150,000.00	0.00 %
0012-0570-00-69020	ADULT PROBATION DEPT	10,000.00	10,000.00	2,500.00	5,000.00	5,000.00	50.00 %
Expense Total:		275,081.00	275,081.00	10,879.09	17,760.62	257,320.38	6.46%
Department: 0570 - SUPERVISION & CORRECTIONS Total:		275,081.00	275,081.00	10,879.09	17,760.62	257,320.38	6.46%
Department: 0575 - MENTAL HEALTH							
Expense							
0012-0575-00-66605	MENTALLY ILL FEES	5,000.00	5,000.00	0.00	425.00	4,575.00	8.50 %
0012-0575-00-66610	MENTAL SERVICES (TEXANA)	14,180.00	14,180.00	3,545.00	7,090.00	7,090.00	50.00 %
Expense Total:		19,180.00	19,180.00	3,545.00	7,515.00	11,665.00	39.18%
Department: 0575 - MENTAL HEALTH Total:		19,180.00	19,180.00	3,545.00	7,515.00	11,665.00	39.18%

MINUTES OF THE COLORADO COUNTY  
COMMISSIONER'S COURT REGULAR MEETING  
April 28, 2025

Budget Detail Report

For Fiscal: FY 2025 Period Ending: 03/31/2025

		Original Total Budget	Current Total Budget	Period Activity	Fiscal Activity	Variance Favorable (Unfavorable)	Percent Used
Department: 0580 - VETERAN SERVICE OFFICER							
Expense							
0012-0580-00-60104	WAGES, VETERAN SERVICE OFFICER	26,208.00	26,208.00	2,173.50	4,756.50	21,451.50	18.15 %
0012-0580-00-60300	FICA	2,005.00	2,005.00	166.27	363.88	1,641.12	13.15 %
0012-0580-00-60310	RETIREMENT	3,407.00	3,407.00	282.57	618.36	2,788.64	18.15 %
0012-0580-00-61000	COMMUNICATIONS EXPENSE	1,000.00	1,000.00	133.66	137.43	862.57	13.74 %
0012-0580-00-61700	CONFERENCES/SEMINARS/DUES	1,000.00	1,000.00	0.00	-90.00	1,090.00	-9.00 %
0012-0580-00-62600	OFFICE SUPPLIES	1,000.00	1,000.00	0.00	38.57	961.43	3.86 %
Expense Total:		34,620.00	34,620.00	2,756.00	5,824.74	28,795.26	16.82 %
Department: 0580 - VETERAN SERVICE OFFICER Total:		34,620.00	34,620.00	2,756.00	5,824.74	28,795.26	16.82 %
Department: 0585 - INFORMATION TECHNOLOGY							
Expense							
0012-0585-00-60104	SALARY, IT COORDINATOR	71,500.00	71,500.00	5,500.00	16,230.77	55,269.23	22.70 %
0012-0585-00-60111	WAGES, PART-TIME	20,000.00	20,000.00	1,716.00	2,124.86	17,875.14	10.62 %
0012-0585-00-60300	FICA	7,000.00	7,000.00	548.81	1,394.57	5,605.43	19.92 %
0012-0585-00-60305	GROUP MEDICAL INSURANCE	24,000.00	24,000.00	1,973.44	3,950.82	20,049.18	16.46 %
0012-0585-00-60310	RETIREMENT	11,895.00	11,895.00	938.08	2,386.23	9,508.77	20.06 %
0012-0585-00-61000	COMMUNICATIONS EXPENSE	1,000.00	1,000.00	97.28	1,073.60	-73.60	107.36 %
0012-0585-00-61850	TRAINING EXPENSES	1,000.00	1,000.00	315.93	315.93	684.07	31.59 %
0012-0585-00-62640	SUPPLIES/EQUIP UNDER \$500	2,500.00	2,500.00	0.00	387.63	2,112.37	15.51 %
0012-0585-00-63300	REPAIRS OF EQUIP/VEHICLES	1,500.00	1,500.00	184.07	433.77	1,066.23	28.92 %
0012-0585-00-64000	SOFTWARE/LICENSE SERVICES	300,000.00	300,000.00	3,518.00	83,759.87	216,240.13	27.92 %
0012-0585-00-66320	TECHNOLOGY UPGRADES	10,000.00	10,000.00	0.00	0.00	10,000.00	0.00 %
0012-0585-00-70500	EQUIPMENT OVER \$500	1,000.00	1,000.00	0.00	0.00	1,000.00	0.00 %
Expense Total:		451,395.00	451,395.00	14,791.61	112,058.05	339,336.95	24.82 %
Department: 0585 - INFORMATION TECHNOLOGY Total:		451,395.00	451,395.00	14,791.61	112,058.05	339,336.95	24.82 %
Department: 0640 - CONTRACT SERVICES							
Expense							
0012-0640-00-62660	BURIAL EXPENSE	3,000.00	3,000.00	0.00	3,666.00	-666.00	122.20 %
0012-0640-00-66400	AUTOPSIES	100,000.00	100,000.00	22,448.00	29,033.00	70,967.00	29.03 %
0012-0640-00-66621	ADULT CORE SERVICES/CCYFS	9,500.00	9,500.00	0.00	9,500.00	0.00	100.00 %
0012-0640-00-66630	SENIOR CITIZENS SERVICE	24,880.00	24,880.00	6,220.00	12,440.00	12,440.00	50.00 %
0012-0640-00-66640	COLORADO VALLEY TRANSIT	5,000.00	5,000.00	0.00	5,000.00	0.00	100.00 %
0012-0640-00-69038	COMBINED COMMUNITY ACTION	5,000.00	5,000.00	0.00	5,000.00	0.00	100.00 %
0012-0640-00-69040	FOSTER CHILD CARE	6,000.00	6,000.00	0.00	0.00	6,000.00	0.00 %
0012-0640-00-69076	COLO CO HISTORICAL COMM	2,500.00	2,500.00	0.00	0.00	2,500.00	0.00 %
0012-0640-00-69078	FAMILY CRISIS CENTER	3,500.00	3,500.00	0.00	3,500.00	0.00	100.00 %
0012-0640-00-69082	BOYS & GIRLS CLUB	5,250.00	5,250.00	0.00	5,250.00	0.00	100.00 %
0012-0640-00-69084	CASA - FOSTER CHILDREN	10,000.00	10,000.00	2,500.00	5,000.00	5,000.00	50.00 %
Expense Total:		174,630.00	174,630.00	31,168.00	78,389.00	96,241.00	44.89 %
Department: 0640 - CONTRACT SERVICES Total:		174,630.00	174,630.00	31,168.00	78,389.00	96,241.00	44.89 %
Department: 0645 - INDIGENT HEALTHCARE							
Expense							
0012-0645-00-60104	WAGES, IHC COORDINATOR	14,090.00	14,090.00	1,078.84	2,222.20	11,867.80	15.77 %
0012-0645-00-60300	FICA	1,078.00	1,078.00	51.10	107.10	970.90	9.94 %
0012-0645-00-60305	GROUP MEDICAL INSURANCE	4,800.00	4,800.00	271.90	554.90	4,245.10	11.56 %
0012-0645-00-60310	RETIREMENT	1,832.00	1,832.00	140.25	288.89	1,543.11	15.77 %
0012-0645-00-61000	COMMUNICATIONS EXPENSE	250.00	250.00	0.00	0.00	250.00	0.00 %
0012-0645-00-61700	CONFERENCES/SEMINARS/DUES	500.00	500.00	0.00	0.00	500.00	0.00 %
0012-0645-00-62640	SUPPLIES/EQUIPMENT UNDER \$500	750.00	750.00	0.00	0.00	750.00	0.00 %
0012-0645-00-64000	SOFTWARE LICENSE	16,000.00	16,000.00	2,118.00	5,295.00	10,705.00	33.09 %
0012-0645-00-66660	HOSPITAL CONTRACT	80,000.00	80,000.00	0.00	0.00	80,000.00	0.00 %
0012-0645-00-69050	HOSPITALIZATION, IHC	109,000.00	109,000.00	5,599.63	5,599.63	103,400.37	5.14 %
0012-0645-00-69052	MEDICAL, IHC	85,000.00	85,000.00	12,787.70	22,240.74	62,759.26	26.17 %
0012-0645-00-69054	MEDICINES, IHC	60,000.00	60,000.00	15,041.28	29,052.60	30,947.40	48.42 %



MINUTES OF THE COLORADO COUNTY  
COMMISSIONER'S COURT REGULAR MEETING  
April 28, 2025

Budget Detail Report

For Fiscal: FY 2025 Period Ending: 03/31/2025

		Original Total Budget	Current Total Budget	Period Activity	Fiscal Activity	Variance Favorable (Unfavorable)	Percent Used
0012-0645-00-70500	EQUIPMENT OVER \$500	500.00	500.00	0.00	0.00	500.00	0.00 %
Expense Total:		373,800.00	373,800.00	37,088.70	65,361.06	308,438.94	17.49%
Department: 0645 - INDIGENT HEALTHCARE Total:		373,800.00	373,800.00	37,088.70	65,361.06	308,438.94	17.49%
Department: 0665 - AGRI EXTENSION SERVICE							
Expense							
0012-0665-00-60103	SALARY, AG AGENT	21,006.00	21,006.00	1,615.84	4,847.52	16,158.48	23.08 %
0012-0665-00-60104	WAGES, AG SECRETARY	39,569.00	39,569.00	2,760.84	8,236.39	31,332.61	20.82 %
0012-0665-00-60129	SALARY, FCS AGENT	23,531.00	23,531.00	1,810.08	5,430.24	18,100.76	23.08 %
0012-0665-00-60300	FICA	6,434.00	6,434.00	473.28	1,416.31	5,017.69	22.01 %
0012-0665-00-60305	GROUP MEDICAL INSURANCE	12,000.00	12,000.00	985.01	2,955.03	9,044.97	24.63 %
0012-0665-00-60310	RETIREMENT	5,145.00	5,145.00	358.90	1,070.72	4,074.28	20.81 %
0012-0665-00-61000	COMMUNICATIONS EXPENSE	4,000.00	4,000.00	634.75	807.24	3,192.76	20.18 %
0012-0665-00-61100	COPIER LEASE EXPENSE	8,000.00	8,000.00	404.33	1,212.99	6,787.01	15.16 %
0012-0665-00-61400	POSTAGE	1,000.00	1,000.00	0.00	0.00	1,000.00	0.00 %
0012-0665-00-61700	CONFERENCES/SEMINARS/DUES	2,000.00	2,000.00	60.00	60.00	1,940.00	3.00 %
0012-0665-00-62000	TRAVEL EXPENSES	9,500.00	9,500.00	497.84	1,839.31	7,660.69	19.36 %
0012-0665-00-62620	SUPPLIES - AG DEMO ACCT	250.00	250.00	0.00	0.00	250.00	0.00 %
0012-0665-00-62621	SUPPLIES & RENT - HOME DEMO	250.00	250.00	0.00	0.00	250.00	0.00 %
0012-0665-00-62640	SUPPLIES/EQUIPMENT UNDER \$500	2,000.00	2,000.00	109.76	506.08	1,493.92	25.30 %
0012-0665-00-63000	UTILITIES - Extension Office	0.00	0.00	108.83	1,076.71	-1,076.71	0.00 %
0012-0665-00-63205	PEST CONTROL	0.00	0.00	0.00	40.00	-40.00	0.00 %
0012-0665-00-63300	REPAIRS OF EQUIP/VEHICLES	1,250.00	1,250.00	0.00	254.27	995.73	20.34 %
0012-0665-00-66700	AUTO LIABILITY INSURANCE	300.00	300.00	0.00	300.00	0.00	100.00 %
0012-0665-00-69004	4-H TEAM MEMBERS	250.00	250.00	0.00	0.00	250.00	0.00 %
0012-0665-00-69006	LEADERSHIP ADVISORY EXPENSES	250.00	250.00	0.00	0.00	250.00	0.00 %
0012-0665-00-70500	EQUIPMENT OVER \$500	2,000.00	2,000.00	0.00	1,261.00	739.00	63.05 %
Expense Total:		138,735.00	138,735.00	9,819.46	31,313.81	107,421.19	22.57%
Department: 0665 - AGRI EXTENSION SERVICE Total:		138,735.00	138,735.00	9,819.46	31,313.81	107,421.19	22.57%
Department: 0680 - DEPARTMENT OF PUBLIC SAFETY							
Expense							
0012-0680-00-60104	WAGES, DPS SECRETARY	40,256.00	6,573.52	0.00	6,573.52	0.00	100.00 %
0012-0680-00-60300	FICA	3,080.00	447.03	0.00	447.03	0.00	100.00 %
0012-0680-00-60305	GROUP MEDICAL INSURANCE	12,000.00	986.15	0.00	986.15	0.00	100.00 %
0012-0680-00-60310	RETIREMENT	5,233.00	854.56	0.00	854.56	0.00	100.00 %
0012-0680-00-61000	COMMUNICATIONS EXPENSE	2,500.00	556.29	0.00	556.29	0.00	100.00 %
0012-0680-00-62640	SUPPLIES/EQUIPMENT UNDER \$500	500.00	0.00	0.00	0.00	0.00	0.00 %
Expense Total:		63,569.00	9,417.55	0.00	9,417.55	0.00	100.00%
Department: 0680 - DEPARTMENT OF PUBLIC SAFETY Total:		63,569.00	9,417.55	0.00	9,417.55	0.00	100.00%
Department: 0695 - MISCELLANEOUS							
Expense							
0012-0695-00-60130	WAGES, TEMPORARY	6,000.00	6,000.00	0.00	0.00	6,000.00	0.00 %
0012-0695-00-60300	FICA	500.00	500.00	0.00	0.00	500.00	0.00 %
0012-0695-00-60500	UNEMPLOYMENT TAXES	15,000.00	15,000.00	136.54	1,261.00	13,739.00	8.41 %
0012-0695-00-61000	COMMUNICATIONS EXPENSE (DSL)	12,000.00	12,000.00	1,708.96	2,563.44	9,436.56	21.36 %
0012-0695-00-61200	RECORDS MANAGEMENT & ARCH	10,000.00	10,000.00	0.00	2,212.00	7,788.00	22.12 %
0012-0695-00-61300	PUBLISHING & SUBSCRIPTION	10,000.00	10,000.00	112.50	1,699.00	8,301.00	16.99 %
0012-0695-00-61405	POSTAGE & BOX RENT	30,000.00	30,000.00	-1,054.50	180.57	29,819.43	0.60 %
0012-0695-00-61600	BONDS	3,500.00	3,500.00	0.00	100.00	3,400.00	2.86 %
0012-0695-00-61700	ASSOCIATION DUES	7,500.00	7,500.00	500.00	4,580.00	2,920.00	61.07 %
0012-0695-00-62200	PRINTED CHECKS/FORMS	3,000.00	3,000.00	0.00	1,032.00	1,968.00	34.40 %
0012-0695-00-62400	COPIER SUPPLIES	1,400.00	1,400.00	0.00	0.00	1,400.00	0.00 %
0012-0695-00-63300	REPAIRS OF EQUIP/VEHICLES	1,000.00	1,000.00	0.00	0.00	1,000.00	0.00 %
0012-0695-00-66000	BOUNTIES	1,000.00	1,000.00	340.00	350.00	650.00	35.00 %
0012-0695-00-66505	ACCOUNTING/AUDITING FEES	60,000.00	60,000.00	0.00	0.00	60,000.00	0.00 %
0012-0695-00-66544	PROFESSIONAL SERVICES	10,000.00	10,000.00	0.00	0.00	10,000.00	0.00 %
0012-0695-00-69008	OUT OF COUNTY CITATIONS	500.00	500.00	0.00	85.00	415.00	17.00 %



MINUTES OF THE COLORADO COUNTY  
COMMISSIONER'S COURT REGULAR MEETING  
April 28, 2025

Budget Detail Report

For Fiscal: FY 2025 Period Ending: 03/31/2025

		Original Total Budget	Current Total Budget	Period Activity	Fiscal Activity	Variance Favorable (Unfavorable)	Percent Used
<u>0012-0695-00-69036</u>	HEALTH & WELLNESS	5,000.00	5,000.00	0.00	-2,170.00	7,170.00	-43.40 %
<u>0012-0695-00-69072</u>	CONTINGENCIES	100,000.00	100,000.00	0.00	0.00	100,000.00	0.00 %
<u>0012-0695-00-69900</u>	MISCELLANEOUS EXPENSE	5,000.00	5,000.00	94.51	2,229.70	2,770.30	44.59 %
<u>0012-0695-00-90130</u>	TRANSFER TO COURTHOUSE SECUR...	70,000.00	70,000.00	0.00	0.00	70,000.00	0.00 %
<u>0012-0695-00-90140</u>	TRANSFER TO FAIRGROUNDS	20,000.00	20,000.00	0.00	0.00	20,000.00	0.00 %
Expense Total:		371,400.00	371,400.00	1,838.01	14,122.71	357,277.29	3.80%
Department: 0695 - MISCELLANEOUS Total:		371,400.00	371,400.00	1,838.01	14,122.71	357,277.29	3.80%
Fund: 0012 - General Fund Surplus (Deficit):		-1,420,000.00	-1,420,000.00	-1,159,553.87	7,267,596.83	8,687,596.83	-511.80%
Fund: 0013 - Records Preservation							
Department: 0100 - 0100							
Revenue							
<u>0013-0100-00-44164</u>	RECORDS ARCHIVE FEE - DIST CLERK	2,300.00	2,300.00	156.23	249.55	-2,050.45	10.85 %
<u>0013-0100-00-44167</u>	RECORDS ARCHIVE FEE - COUNTY C...	62,000.00	62,000.00	3,850.00	7,617.50	-54,382.50	12.29 %
<u>0013-0100-00-44187</u>	RECORDS PRESERVATION FEES	70,000.00	70,000.00	4,328.78	8,417.84	-61,582.16	12.03 %
<u>0013-0100-00-46100</u>	INTEREST INCOME	20,000.00	20,000.00	3,968.18	11,304.70	-8,695.30	56.52 %
Revenue Total:		154,300.00	154,300.00	12,303.19	27,589.59	-126,710.41	17.88%
Department: 0100 - 0100 Total:		154,300.00	154,300.00	12,303.19	27,589.59	-126,710.41	17.88%
Department: 0613 - RECORDS RETENTION							
Expense							
<u>0013-0613-00-60136</u>	WAGES, RECORD SCANNER	0.00	0.00	913.50	1,970.50	-1,970.50	0.00 %
<u>0013-0613-00-60300</u>	FICA	0.00	0.00	69.88	150.74	-150.74	0.00 %
<u>0013-0613-00-61205</u>	RECORDS PRESERVATION	35,000.00	35,000.00	0.00	0.00	35,000.00	0.00 %
<u>0013-0613-00-61206</u>	RESTORATION	100,000.00	100,000.00	0.00	0.00	100,000.00	0.00 %
<u>0013-0613-00-67120</u>	EQUIPMENT & FURNITURE	8,000.00	8,000.00	0.00	0.00	8,000.00	0.00 %
Expense Total:		143,000.00	143,000.00	983.38	2,121.24	140,878.76	1.48%
Department: 0613 - RECORDS RETENTION Total:		143,000.00	143,000.00	983.38	2,121.24	140,878.76	1.48%
Fund: 0013 - Records Preservation Surplus (Deficit):		11,300.00	11,300.00	11,319.81	25,468.35	14,168.35	225.38%
Fund: 0014 - Airport							
Department: 0100 - 0100							
Revenue							
<u>0014-0100-00-42135</u>	GRANT - TXDOT	25,000.00	100,000.00	1,543.84	1,543.84	-98,456.16	1.54 %
<u>0014-0100-00-46100</u>	INTEREST INCOME	7,500.00	7,500.00	934.19	2,590.77	-4,909.23	34.54 %
<u>0014-0100-00-47154</u>	AIRPORT LEASES	20,000.00	20,000.00	4,650.00	7,075.00	-12,925.00	35.38 %
<u>0014-0100-00-47160</u>	RENTAL INCOME - PHI	18,000.00	18,000.00	1,500.00	3,000.00	-15,000.00	16.67 %
<u>0014-0100-00-47166</u>	AIRPORT FUEL CHARGE	150,000.00	150,000.00	10,081.60	22,225.83	-127,774.17	14.82 %
Revenue Total:		220,500.00	295,500.00	18,709.63	36,435.44	-259,064.56	12.33%
Department: 0100 - 0100 Total:		220,500.00	295,500.00	18,709.63	36,435.44	-259,064.56	12.33%
Department: 0520 - 0520							
Expense							
<u>0014-0520-00-60104</u>	SALARY, AIRPORT MANAGER	6,000.00	6,000.00	500.00	1,250.00	4,750.00	20.83 %
<u>0014-0520-00-60300</u>	SOCIAL SECURITY TAX	459.00	459.00	31.55	79.00	380.00	17.21 %
<u>0014-0520-00-60305</u>	GROUP MEDICAL INSURANCE	0.00	0.00	78.52	193.97	-193.97	0.00 %
<u>0014-0520-00-60310</u>	RETIREMENT	780.00	780.00	65.00	162.50	617.50	20.83 %
<u>0014-0520-00-61000</u>	COMMUNICATIONS EXPENSE	2,500.00	2,500.00	212.68	212.68	2,287.32	8.51 %
<u>0014-0520-00-62679</u>	AV GAS & JET A FUEL	130,000.00	130,000.00	8,040.76	16,376.26	113,623.74	12.60 %
<u>0014-0520-00-63000</u>	UTILITIES	3,800.00	3,800.00	221.96	733.83	3,066.17	19.31 %
<u>0014-0520-00-63410</u>	MAINTENANCE	12,000.00	12,000.00	111.39	476.26	11,523.74	3.97 %
<u>0014-0520-00-69024</u>	CREDIT CARD FEES/FUEL	200.00	200.00	0.00	0.00	200.00	0.00 %
<u>0014-0520-00-69900</u>	MISCELLANEOUS EXPENSE	500.00	500.00	0.00	51.00	449.00	10.20 %
<u>0014-0520-00-70400</u>	AIRPORT IMPROVEMENTS	50,000.00	125,000.00	0.00	1,715.38	123,284.62	1.37 %
Expense Total:		206,239.00	281,239.00	9,261.86	21,250.88	259,988.12	7.56%
Department: 0520 - 0520 Total:		206,239.00	281,239.00	9,261.86	21,250.88	259,988.12	7.56%
Fund: 0014 - Airport Surplus (Deficit):		14,261.00	14,261.00	9,447.77	15,184.56	923.56	106.48%

MINUTES OF THE COLORADO COUNTY  
COMMISSIONER'S COURT REGULAR MEETING  
April 28, 2025

Budget Detail Report

For Fiscal: FY 2025 Period Ending: 03/31/2025

		Original Total Budget	Current Total Budget	Period Activity	Fiscal Activity	Variance Favorable (Unfavorable)	Percent Used
<b>Fund: 0015 - Sheriff's Forfeiture</b>							
<b>Department: 0100 - 0100</b>							
<b>Revenue</b>							
<u>0015-0100-00-45205</u>	FORFEITURES AWARDED	0.00	0.00	0.00	1,999.51	1,999.51	0.00 %
<u>0015-0100-00-46100</u>	INTEREST INCOME	0.00	0.00	128.56	365.74	365.74	0.00 %
	Revenue Total:	0.00	0.00	128.56	2,365.25	2,365.25	0.00%
	Department: 0100 - 0100 Total:	0.00	0.00	128.56	2,365.25	2,365.25	0.00%
<b>Department: 0350 - 0350</b>							
<b>Expense</b>							
<u>0015-0350-00-69900</u>	MISCELLANEOUS EXPENSE	0.00	0.00	85.13	288.83	-288.83	0.00 %
	Expense Total:	0.00	0.00	85.13	288.83	-288.83	0.00%
	Department: 0350 - 0350 Total:	0.00	0.00	85.13	288.83	-288.83	0.00%
	Fund: 0015 - Sheriff's Forfeiture Surplus (Deficit):	0.00	0.00	43.43	2,076.42	2,076.42	0.00%
<b>Fund: 0016 - America Rescue Plan</b>							
<b>Department: 0000 - 0000</b>							
<b>Expense</b>							
<u>0016-0000-00-66500</u>	CONTRACT SERVICES	0.00	0.00	153,818.30	998,711.11	-998,711.11	0.00 %
<u>0016-0000-00-66544</u>	PROFESSIONAL SERVICES	0.00	0.00	0.00	30,800.00	-30,800.00	0.00 %
	Expense Total:	0.00	0.00	153,818.30	1,029,511.11	-1,029,511.11	0.00%
	Department: 0000 - 0000 Total:	0.00	0.00	153,818.30	1,029,511.11	-1,029,511.11	0.00%
<b>Department: 0100 - 0100</b>							
<b>Revenue</b>							
<u>0016-0100-00-46100</u>	INTEREST INCOME	0.00	0.00	4,683.66	19,304.40	19,304.40	0.00 %
	Revenue Total:	0.00	0.00	4,683.66	19,304.40	19,304.40	0.00%
	Department: 0100 - 0100 Total:	0.00	0.00	4,683.66	19,304.40	19,304.40	0.00%
	Fund: 0016 - America Rescue Plan Surplus (Deficit):	0.00	0.00	-149,134.64	-1,010,206.71	-1,010,206.71	0.00%
<b>Fund: 0017 - Colorado County Fairgrounds</b>							
<b>Department: 0170 - Fairground</b>							
<b>Revenue</b>							
<u>0017-0170-00-46100</u>	INTEREST INCOME	200.00	200.00	103.20	298.42	98.42	149.21 %
<u>0017-0170-00-47152</u>	RENTAL INCOME	42,500.00	42,500.00	2,575.00	4,400.00	-38,100.00	10.35 %
<u>0017-0170-00-47900</u>	TRANSFER FROM GENERAL FUND	20,000.00	20,000.00	0.00	0.00	-20,000.00	0.00 %
	Revenue Total:	62,700.00	62,700.00	2,678.20	4,698.42	-58,001.58	7.49%
<b>Expense</b>							
<u>0017-0170-00-60104</u>	WAGES, FAIRGROUND MGR PT	31,200.00	31,200.00	1,057.88	2,394.76	28,805.24	7.68 %
<u>0017-0170-00-60300</u>	FICA	2,390.00	2,390.00	80.94	183.21	2,206.79	7.67 %
<u>0017-0170-00-60310</u>	RETIREMENT	4,050.00	4,050.00	137.52	311.32	3,738.68	7.69 %
<u>0017-0170-00-62000</u>	TRAVEL EXPENSES	2,400.00	2,400.00	199.50	364.00	2,036.00	15.17 %
<u>0017-0170-00-62670</u>	FUEL & OIL	2,000.00	2,000.00	39.62	39.62	1,960.38	1.98 %
<u>0017-0170-00-63000</u>	UTILITIES	22,500.00	22,500.00	1,443.03	2,836.72	19,663.28	12.61 %
<u>0017-0170-00-63410</u>	MAINTENANCE	3,500.00	3,500.00	0.00	436.74	3,063.26	12.48 %
<u>0017-0170-00-66751</u>	INSURANCE	10,000.00	10,000.00	0.00	0.00	10,000.00	0.00 %
	Expense Total:	78,040.00	78,040.00	2,958.49	6,566.37	71,473.63	8.41%
	Department: 0170 - Fairground Surplus (Deficit):	-15,340.00	-15,340.00	-280.29	-1,867.95	13,472.05	12.18%
	Fund: 0017 - Colorado County Fairgrounds Surplus (Deficit):	-15,340.00	-15,340.00	-280.29	-1,867.95	13,472.05	12.18%
<b>Fund: 0018 - Colorado County Community Development Fund</b>							
<b>Department: 0000 - 0000</b>							
<b>Revenue</b>							
<u>0018-0000-00-42140</u>	GRANT (GENERAL LAND OFFICE)	0.00	0.00	0.00	279,389.73	279,389.73	0.00 %
<u>0018-0000-00-46100</u>	INTEREST INCOME	0.00	0.00	718.58	1,750.27	1,750.27	0.00 %
	Revenue Total:	0.00	0.00	718.58	281,140.00	281,140.00	0.00%
<b>Expense</b>							
<u>0018-0000-00-66601</u>	COMMUNICATIONS TOWER	0.00	0.00	46,495.00	216,282.26	-216,282.26	0.00 %



MINUTES OF THE COLORADO COUNTY  
COMMISSIONER'S COURT REGULAR MEETING  
April 28, 2025

Budget Detail Report

For Fiscal: FY 2025 Period Ending: 03/31/2025

		Original Total Budget	Current Total Budget	Period Activity	Fiscal Activity	Variance Favorable (Unfavorable)	Percent Used
0018-0000-00-66603	WCID 2 - SEWER (GARWOOD)	0.00	0.00	0.00	4,028.68	-4,028.68	0.00 %
0018-0000-00-66604	SHERIDAN SEWER	0.00	0.00	0.00	4,289.70	-4,289.70	0.00 %
0018-0000-00-66605	NORWAY SEWER	0.00	0.00	0.00	2,588.18	-2,588.18	0.00 %
0018-0000-00-66606	BARTEN WATER	0.00	0.00	0.00	4,762.81	-4,762.81	0.00 %
0018-0000-00-66607	GLIDDEN WATER	0.00	0.00	0.00	5,621.75	-5,621.75	0.00 %
0018-0000-00-66608	ROCK ISLAND WATER	0.00	0.00	0.00	7,209.91	-7,209.91	0.00 %
0018-0000-00-66609	SHERIDAN WATER	0.00	0.00	0.00	4,420.21	-4,420.21	0.00 %
0018-0000-00-66610	WCID-2 WATER	0.00	0.00	0.00	4,681.23	-4,681.23	0.00 %
	Expense Total:	0.00	0.00	46,495.00	253,884.73	-253,884.73	0.00%
	Department: 0000 - 0000 Surplus (Deficit):	0.00	0.00	-45,776.42	27,255.27	27,255.27	0.00%
	Fund: 0018 - Colorado County Community Development Fund Surpl...	0.00	0.00	-45,776.42	27,255.27	27,255.27	0.00%
	Fund: 0021 - Road & Bridge Pct 1						
	Department: 0100 - 0100						
	Revenue						
0021-0100-00-41100	CURRENT TAX COLLECTIONS	1,072,095.00	1,072,095.00	26,589.30	990,529.28	-81,565.72	92.39 %
0021-0100-00-41120	DELINQ TAX COLLECTIONS	10,000.00	10,000.00	354.84	2,219.58	-7,780.42	22.20 %
0021-0100-00-41125	PENALTY & INTEREST(TAXES)	7,000.00	7,000.00	1,225.23	2,146.91	-4,853.09	30.67 %
0021-0100-00-43110	ROAD CROSSING PERMITS	1,000.00	1,000.00	0.00	0.00	-1,000.00	0.00 %
0021-0100-00-44190	AUTO LICENSE FEES	70,000.00	70,000.00	7,092.15	22,319.21	-47,680.79	31.88 %
0021-0100-00-44193	GROSS WEIGHT FEES	29,988.00	29,988.00	0.00	0.00	-29,988.00	0.00 %
0021-0100-00-44196	ROW ROYALTY FEES	1,250.00	1,250.00	0.00	0.00	-1,250.00	0.00 %
0021-0100-00-46100	INTEREST INCOME	50,000.00	50,000.00	10,802.87	29,838.20	-20,161.80	59.68 %
0021-0100-00-47103	AUTO LICENSE SALES	100,000.00	100,000.00	24,037.04	82,869.86	-17,130.14	82.87 %
0021-0100-00-47115	LATERAL ROAD REFUND ACCT	7,447.00	7,447.00	0.00	0.00	-7,447.00	0.00 %
0021-0100-00-47200	MISCELLANEOUS INCOME	5,000.00	5,000.00	200.00	829.25	-4,170.75	16.59 %
	Revenue Total:	1,353,780.00	1,353,780.00	70,301.43	1,130,752.29	-223,027.71	83.53%
	Department: 0100 - 0100 Total:	1,353,780.00	1,353,780.00	70,301.43	1,130,752.29	-223,027.71	83.53%
	Department: 0621 - PCT #1						
	Expense						
0021-0621-00-60120	WAGES, PCT EMPLOYEES	413,424.00	413,424.00	29,052.04	86,730.79	326,693.21	20.98 %
0021-0621-00-60131	CDL INCENTIVE PAY	4,000.00	4,000.00	0.00	0.00	4,000.00	0.00 %
0021-0621-00-60300	FICA	31,627.00	31,627.00	2,208.21	6,592.09	25,034.91	20.84 %
0021-0621-00-60305	GROUP MEDICAL INSURANCE	96,000.00	96,000.00	6,920.57	20,761.71	75,238.29	21.63 %
0021-0621-00-60310	RETIREMENT	53,745.00	53,745.00	3,776.78	11,275.06	42,469.94	20.98 %
0021-0621-00-61000	COMMUNICATIONS EXPENSE	5,000.00	5,000.00	303.79	597.07	4,402.93	11.94 %
0021-0621-00-62100	UNIFORMS	4,500.00	4,500.00	638.01	1,296.45	3,203.55	28.81 %
0021-0621-00-62500	WORKERS COMPENSATION	9,000.00	9,000.00	0.00	0.00	9,000.00	0.00 %
0021-0621-00-62600	OFFICE SUPPLIES	550.00	550.00	0.00	0.00	550.00	0.00 %
0021-0621-00-62611	SAFETY/FIRST AID SUPPLIES	1,000.00	1,000.00	0.00	0.00	1,000.00	0.00 %
0021-0621-00-62645	SHOP SUPPLIES	2,000.00	2,000.00	892.18	1,136.67	863.33	56.83 %
0021-0621-00-62671	FUEL & LUBRICANTS	75,000.00	75,000.00	4,413.42	14,521.35	60,478.65	19.36 %
0021-0621-00-62680	R&B MATERIALS	160,000.00	160,000.00	0.00	6,544.61	153,455.39	4.09 %
0021-0621-00-62681	SIGNS	3,000.00	3,000.00	0.00	2,255.15	744.85	75.17 %
0021-0621-00-63000	UTILITIES	4,500.00	4,500.00	228.48	1,231.98	3,268.02	27.38 %
0021-0621-00-63105	HERBICIDES	5,500.00	5,500.00	0.00	0.00	5,500.00	0.00 %
0021-0621-00-63300	REPAIRS OF EQUIP/VEHICLES	30,000.00	30,000.00	30,318.11	62,728.08	-32,728.08	209.09 %
0021-0621-00-63305	BATTERIES, TIRES & TUBES	8,000.00	8,000.00	100.00	712.70	7,287.30	8.91 %
0021-0621-00-63500	REPAIR MATERIALS	45,000.00	45,000.00	82.01	318.24	44,681.76	0.71 %
0021-0621-00-66515	CDL DRUG TESTING	500.00	500.00	215.00	215.00	285.00	43.00 %
0021-0621-00-66525	ENGINEERING & SURVEYING	3,000.00	3,000.00	0.00	0.00	3,000.00	0.00 %
0021-0621-00-66700	AUTO LIABILITY INSURANCE	5,000.00	5,000.00	0.00	4,500.00	500.00	90.00 %
0021-0621-00-67100	HAND TOOLS & EQUIPMENT	2,000.00	2,000.00	25.00	156.48	1,843.52	7.82 %
0021-0621-00-67130	SHOP EQUIPMENT	5,000.00	5,000.00	0.00	6,143.50	-1,143.50	122.87 %
0021-0621-00-69042	MACHINE HIRE	2,500.00	2,500.00	0.00	0.00	2,500.00	0.00 %
0021-0621-00-69900	MISCELLANEOUS EXPENSE	2,000.00	2,000.00	0.00	0.00	2,000.00	0.00 %
0021-0621-00-71000	R&B CONSTRUCTION	175,000.00	175,000.00	0.00	0.00	175,000.00	0.00 %



**MINUTES OF THE COLORADO COUNTY**  
**COMMISSIONER'S COURT REGULAR MEETING**  
**April 28, 2025**

**Budget Detail Report**

**For Fiscal: FY 2025 Period Ending: 03/31/2025**

		Original Total Budget	Current Total Budget	Period Activity	Fiscal Activity	Variance Favorable (Unfavorable)	Percent Used
0021-0621-00-75000	ROAD EQUIPMENT	105,000.00	105,000.00	0.00	0.00	105,000.00	0.00 %
	Expense Total:	1,251,846.00	1,251,846.00	79,173.60	227,716.93	1,024,129.07	18.19%
	Department: 0621 - PCT #1 Total:	1,251,846.00	1,251,846.00	79,173.60	227,716.93	1,024,129.07	18.19%
	Fund: 0021 - Road & Bridge Pct 1 Surplus (Deficit):	101,934.00	101,934.00	-8,872.17	903,035.36	801,101.36	885.90%
<b>Fund: 0022 - Road &amp; Bridge Pct 2</b>							
<b>Department: 0100 - 0100</b>							
<b>Revenue</b>							
0022-0100-00-41100	CURRENT TAX COLLECTIONS	1,084,069.00	1,084,069.00	28,251.14	1,021,797.40	-62,271.60	94.26 %
0022-0100-00-41120	DELINQ TAX COLLECTIONS	10,000.00	10,000.00	358.53	2,242.66	-7,757.34	22.43 %
0022-0100-00-41125	PENALTY & INTEREST(TAXES)	7,500.00	7,500.00	1,238.17	2,169.57	-5,330.43	28.93 %
0022-0100-00-43110	ROAD CROSSING PERMITS	1,000.00	1,000.00	0.00	0.00	-1,000.00	0.00 %
0022-0100-00-44199	AUTO LICENSE FEES	75,000.00	75,000.00	7,165.96	22,551.43	-52,448.57	30.07 %
0022-0100-00-44202	GROSS WEIGHT FEES	30,300.00	30,300.00	0.00	0.00	-30,300.00	0.00 %
0022-0100-00-44205	ROW ROYALTY FEES	1,454.00	1,454.00	0.00	0.00	-1,454.00	0.00 %
0022-0100-00-46100	INTEREST INCOME	25,000.00	25,000.00	8,997.88	25,167.89	167.89	100.67 %
0022-0100-00-47103	AUTO LICENSE SALES	100,000.00	100,000.00	24,287.12	83,732.04	-16,267.96	83.73 %
0022-0100-00-47115	LATERAL ROAD REFUND ACCT	7,524.00	7,524.00	0.00	0.00	-7,524.00	0.00 %
0022-0100-00-47200	MISCELLANEOUS INCOME	7,000.00	7,000.00	0.00	0.00	-7,000.00	0.00 %
	Revenue Total:	1,348,847.00	1,348,847.00	70,298.80	1,157,660.99	-191,186.01	85.83%
	Department: 0100 - 0100 Total:	1,348,847.00	1,348,847.00	70,298.80	1,157,660.99	-191,186.01	85.83%
<b>Department: 0622 - PCT #2</b>							
<b>Expense</b>							
0022-0622-00-60104	WAGES PCT EMPLOYEES	376,156.00	376,156.00	26,565.78	79,368.00	296,788.00	21.10 %
0022-0622-00-60131	CDL INCENTIVE PAY	4,000.00	4,000.00	0.00	0.00	4,000.00	0.00 %
0022-0622-00-60300	FICA	29,082.00	29,082.00	1,974.84	5,899.31	23,182.69	20.29 %
0022-0622-00-60305	GROUP MEDICAL INSURANCE	96,000.00	96,000.00	6,917.14	20,750.59	75,249.41	21.62 %
0022-0622-00-60310	RETIREMENT	49,420.00	49,420.00	3,453.58	10,317.91	39,102.09	20.88 %
0022-0622-00-61000	COMMUNICATIONS EXPENSE	3,500.00	3,500.00	181.02	364.32	3,135.68	10.41 %
0022-0622-00-61810	CDL SCHOOL & COMP PKG	10,000.00	10,000.00	0.00	0.00	10,000.00	0.00 %
0022-0622-00-62100	UNIFORMS	5,500.00	5,500.00	411.75	1,372.50	4,127.50	24.95 %
0022-0622-00-62500	WORKERS COMPENSATION	9,000.00	9,000.00	0.00	0.00	9,000.00	0.00 %
0022-0622-00-62600	OFFICE SUPPLIES	360.00	360.00	0.00	160.41	199.59	44.56 %
0022-0622-00-62611	SAFETY/FIRST AID SUPPLIES	1,500.00	1,500.00	0.00	0.00	1,500.00	0.00 %
0022-0622-00-62645	SHOP SUPPLIES	2,800.00	2,800.00	998.95	1,426.06	1,373.94	50.93 %
0022-0622-00-62671	FUEL & LUBRICANTS	75,000.00	75,000.00	7,520.83	13,829.09	61,170.91	18.44 %
0022-0622-00-62680	R&B MATERIALS	250,000.00	250,000.00	6,223.58	20,467.93	229,532.07	8.19 %
0022-0622-00-62681	SIGNS	6,000.00	6,000.00	1,895.67	3,033.01	2,966.99	50.55 %
0022-0622-00-63000	UTILITIES	4,750.00	4,750.00	91.30	584.20	4,165.80	12.30 %
0022-0622-00-63105	HERBICIDES	8,000.00	8,000.00	0.00	0.00	8,000.00	0.00 %
0022-0622-00-63210	REPAIRS TO BLDGS - PCT 2	0.00	0.00	0.00	1,301.00	-1,301.00	0.00 %
0022-0622-00-63300	REPAIRS OF EQUIP/VEHICLES	55,000.00	55,000.00	9,213.27	22,224.77	32,775.23	40.41 %
0022-0622-00-63305	BATTERIES, TIRES & TUBES	8,500.00	8,500.00	720.85	5,705.92	2,794.08	67.13 %
0022-0622-00-63500	REPAIR MATERIALS	40,000.00	40,000.00	0.00	3,096.33	36,903.67	7.74 %
0022-0622-00-66515	CDL DRUG TESTING	500.00	500.00	0.00	90.00	410.00	18.00 %
0022-0622-00-66525	ENGINEERING & SURVEYING	2,000.00	2,000.00	0.00	0.00	2,000.00	0.00 %
0022-0622-00-66700	AUTO LIABILITY INSURANCE	2,900.00	2,900.00	0.00	2,900.00	0.00	100.00 %
0022-0622-00-67100	HAND TOOLS & EQUIPMENT	1,750.00	1,750.00	0.00	0.00	1,750.00	0.00 %
0022-0622-00-67130	SHOP EQUIPMENT	4,000.00	4,000.00	199.99	601.98	3,398.02	15.05 %
0022-0622-00-69044	MACHINE HIRE	10,000.00	10,000.00	0.00	0.00	10,000.00	0.00 %
0022-0622-00-69900	MISCELLANEOUS EXPENSE	200.00	200.00	0.00	0.00	200.00	0.00 %
0022-0622-00-71000	R&B CONSTRUCTION	190,000.00	190,000.00	0.00	0.00	190,000.00	0.00 %
0022-0622-00-75000	ROAD EQUIPMENT	175,000.00	175,000.00	0.00	0.00	175,000.00	0.00 %
	Expense Total:	1,420,918.00	1,420,918.00	66,368.55	193,493.33	1,227,424.67	13.62%
	Department: 0622 - PCT #2 Total:	1,420,918.00	1,420,918.00	66,368.55	193,493.33	1,227,424.67	13.62%
	Fund: 0022 - Road & Bridge Pct 2 Surplus (Deficit):	-72,071.00	-72,071.00	3,930.25	964,167.66	1,036,238.66	-1,337.80%

**MINUTES OF THE COLORADO COUNTY**  
**COMMISSIONER'S COURT REGULAR MEETING**  
**April 28, 2025**

**Budget Detail Report**

**For Fiscal: FY 2025 Period Ending: 03/31/2025**

		Original Total Budget	Current Total Budget	Period Activity	Fiscal Activity	Variance Favorable (Unfavorable)	Percent Used
<b>Fund: 0023 - Road &amp; Bridge Pct 3</b>							
<b>Department: 0100 - 0100</b>							
<b>Revenue</b>							
<u>0023-0100-00-41100</u>	CURRENT TAX COLLECTIONS	1,243,644.00	1,243,644.00	32,405.72	1,174,263.32	-69,380.68	94.42 %
<u>0023-0100-00-41120</u>	DELINQ TAX COLLECTIONS	12,000.00	12,000.00	412.58	2,580.78	-9,419.22	21.51 %
<u>0023-0100-00-41125</u>	PENALTY & INTEREST(TAXES)	8,500.00	8,500.00	1,424.81	2,496.62	-6,003.38	29.37 %
<u>0023-0100-00-43110</u>	ROAD CROSSING PERMITS	1,000.00	1,000.00	0.00	0.00	-1,000.00	0.00 %
<u>0023-0100-00-44208</u>	AUTO LICENSE FEES	82,000.00	82,000.00	8,247.23	25,954.24	-56,045.76	31.65 %
<u>0023-0100-00-44211</u>	GROSS WEIGHT FEES	34,872.00	34,872.00	0.00	0.00	-34,872.00	0.00 %
<u>0023-0100-00-44214</u>	ROW ROYALTY FEES	1,226.00	1,226.00	0.00	0.00	-1,226.00	0.00 %
<u>0023-0100-00-46100</u>	INTEREST INCOME	30,000.00	30,000.00	13,177.30	36,306.13	6,306.13	121.02 %
<u>0023-0100-00-47103</u>	AUTO LICENSE SALES	120,000.00	120,000.00	27,951.83	96,366.44	-23,633.56	80.31 %
<u>0023-0100-00-47115</u>	LATERAL ROAD REFUND ACCT	8,660.00	8,660.00	0.00	0.00	-8,660.00	0.00 %
<u>0023-0100-00-47200</u>	MISCELLANEOUS INCOME	2,500.00	2,500.00	0.00	770.00	-1,730.00	30.80 %
<b>Revenue Total:</b>		<b>1,544,402.00</b>	<b>1,544,402.00</b>	<b>83,619.47</b>	<b>1,338,737.53</b>	<b>-205,664.47</b>	<b>86.68%</b>
<b>Department: 0100 - 0100 Total:</b>		<b>1,544,402.00</b>	<b>1,544,402.00</b>	<b>83,619.47</b>	<b>1,338,737.53</b>	<b>-205,664.47</b>	<b>86.68%</b>
<b>Department: 0623 - PCT #3</b>							
<b>Expense</b>							
<u>0023-0623-00-60104</u>	WAGES, PCT EMPLOYEES	424,090.00	424,090.00	28,976.96	86,708.42	337,381.58	20.45 %
<u>0023-0623-00-60131</u>	CDL INCENTIVE PAY	6,000.00	6,000.00	0.00	0.00	6,000.00	0.00 %
<u>0023-0623-00-60300</u>	FICA	32,902.00	32,902.00	2,044.62	6,116.89	26,785.11	18.59 %
<u>0023-0623-00-60305</u>	GROUP MEDICAL INSURANCE	96,000.00	96,000.00	6,920.30	20,760.91	75,239.09	21.63 %
<u>0023-0623-00-60310</u>	RETIREMENT	55,912.00	55,912.00	3,767.02	11,272.11	44,639.89	20.16 %
<u>0023-0623-00-61000</u>	COMMUNICATIONS EXPENSE	3,750.00	3,750.00	160.48	320.88	3,429.12	8.56 %
<u>0023-0623-00-62100</u>	UNIFORMS	7,000.00	7,000.00	441.10	987.85	6,012.15	14.11 %
<u>0023-0623-00-62500</u>	WORKERS COMPENSATION	10,000.00	10,000.00	0.00	0.00	10,000.00	0.00 %
<u>0023-0623-00-62600</u>	OFFICE SUPPLIES	1,500.00	1,500.00	118.34	364.79	1,135.21	24.32 %
<u>0023-0623-00-62611</u>	SAFETY/FIRST AID SUPPLIES	1,800.00	1,800.00	0.00	565.95	1,234.05	31.44 %
<u>0023-0623-00-62645</u>	SHOP SUPPLIES	4,500.00	4,500.00	60.98	166.07	4,333.93	3.69 %
<u>0023-0623-00-62671</u>	FUEL & LUBRICANTS	81,000.00	81,000.00	3,348.45	4,064.81	76,935.19	5.02 %
<u>0023-0623-00-62680</u>	R&B MATERIALS	250,000.00	250,000.00	22,049.50	32,672.43	217,327.57	13.07 %
<u>0023-0623-00-62681</u>	SIGNS	4,500.00	4,500.00	120.50	1,363.18	3,136.82	30.29 %
<u>0023-0623-00-63000</u>	UTILITIES	3,750.00	3,750.00	392.70	1,380.03	2,369.97	36.80 %
<u>0023-0623-00-63105</u>	HERBICIDES	5,000.00	5,000.00	0.00	0.00	5,000.00	0.00 %
<u>0023-0623-00-63210</u>	REPAIRS TO BLDGS - PCT 3	0.00	0.00	0.00	499.99	-499.99	0.00 %
<u>0023-0623-00-63300</u>	REPAIRS OF EQUIP/VEHICLES	70,000.00	70,000.00	2,355.25	5,774.59	64,225.41	8.25 %
<u>0023-0623-00-63305</u>	BATTERIES, TIRES & TUBES	12,000.00	12,000.00	2,541.66	3,116.51	8,883.49	25.97 %
<u>0023-0623-00-63500</u>	REPAIR MATERIALS	35,000.00	35,000.00	0.00	73.17	34,926.83	0.21 %
<u>0023-0623-00-66515</u>	CDL DRUG TESTING	450.00	450.00	0.00	165.00	285.00	36.67 %
<u>0023-0623-00-66525</u>	ENGINEERING & SURVEYING	1,200.00	1,200.00	0.00	2,759.55	-1,559.55	229.96 %
<u>0023-0623-00-66700</u>	AUTO LIABILITY INSURANCE	5,500.00	5,500.00	0.00	4,500.00	1,000.00	81.82 %
<u>0023-0623-00-67100</u>	HAND TOOLS & EQUIPMENT	3,000.00	3,000.00	21.49	104.10	2,895.90	3.47 %
<u>0023-0623-00-67130</u>	SHOP EQUIPMENT	5,000.00	5,000.00	0.00	55.00	4,945.00	1.10 %
<u>0023-0623-00-69046</u>	MACHINE HIRE	2,500.00	2,500.00	0.00	0.00	2,500.00	0.00 %
<u>0023-0623-00-69900</u>	MISCELLANEOUS EXPENSE	2,500.00	2,500.00	109.53	109.53	2,390.47	4.38 %
<u>0023-0623-00-71000</u>	R&B CONSTRUCTION	210,000.00	210,000.00	0.00	0.00	210,000.00	0.00 %
<u>0023-0623-00-75000</u>	ROAD EQUIPMENT	125,000.00	125,000.00	0.00	0.00	125,000.00	0.00 %
<b>Expense Total:</b>		<b>1,459,854.00</b>	<b>1,459,854.00</b>	<b>73,428.88</b>	<b>183,901.76</b>	<b>1,275,952.24</b>	<b>12.60%</b>
<b>Department: 0623 - PCT #3 total:</b>		<b>1,459,854.00</b>	<b>1,459,854.00</b>	<b>73,428.88</b>	<b>183,901.76</b>	<b>1,275,952.24</b>	<b>12.60%</b>
<b>Fund: 0023 - Road &amp; Bridge Pct 3 Surplus (Deficit):</b>		<b>84,548.00</b>	<b>84,548.00</b>	<b>10,190.59</b>	<b>1,154,835.77</b>	<b>-1,074,645.17</b>	<b>-12.65%</b>
<b>Fund: 0024 - Road &amp; Bridge Pct 4</b>							
<b>Department: 0100 - 0100</b>							
<b>Revenue</b>							
<u>0024-0100-00-41100</u>	CURRENT TAX COLLECTIONS	892,721.00	892,721.00	23,099.46	837,911.16	-54,809.84	93.86 %
<u>0024-0100-00-41120</u>	DELINQ TAX COLLECTIONS	7,500.00	7,500.00	293.92	1,838.54	-5,661.46	24.51 %
<u>0024-0100-00-41125</u>	PENALTY & INTEREST(TAXES)	6,000.00	6,000.00	1,023.79	1,793.94	-4,206.06	29.90 %
<u>0024-0100-00-43110</u>	ROAD CROSSING PERMITS	2,000.00	2,000.00	0.00	100.00	-1,900.00	5.00 %



**MINUTES OF THE COLORADO COUNTY**  
**COMMISSIONER'S COURT REGULAR MEETING**  
**April 28, 2025**

**Budget Detail Report**

**For Fiscal: FY 2025 Period Ending: 03/31/2025**

		Original Total Budget	Current Total Budget	Period Activity	Fiscal Activity	Variance Favorable (Unfavorable)	Percent Used
<u>0024-0100-00-44217</u>	AUTO LICENSE FEES	57,960.00	57,960.00	5,874.66	18,487.71	-39,472.29	31.90 %
<u>0024-0100-00-44220</u>	GROSS WEIGHT FEES	24,840.00	24,840.00	0.00	0.00	-24,840.00	0.00 %
<u>0024-0100-00-44223</u>	ROW ROYALTY FEES	1,035.00	1,035.00	3,000.00	3,000.00	1,965.00	289.86 %
<u>0024-0100-00-46100</u>	INTEREST INCOME	40,000.00	40,000.00	9,811.17	26,262.46	-13,737.54	65.66 %
<u>0024-0100-00-47103</u>	AUTO LICENSE SALES	75,000.00	75,000.00	19,910.64	68,643.70	-6,356.30	91.52 %
<u>0024-0100-00-47115</u>	LATERAL ROAD REFUND ACCT	6,169.00	6,169.00	0.00	0.00	-6,169.00	0.00 %
<u>0024-0100-00-47200</u>	MISCELLANEOUS INCOME	3,500.00	3,500.00	0.00	7.50	-3,492.50	0.21 %
<u>0024-0100-00-47256</u>	ATTWATER PRAIRIE CHICKEN	3,500.00	3,500.00	0.00	0.00	-3,500.00	0.00 %
Revenue Total:		1,120,225.00	1,120,225.00	63,013.64	958,045.01	-162,179.99	85.52%
Department: 0100 - 0100 Total:		1,120,225.00	1,120,225.00	63,013.64	958,045.01	-162,179.99	85.52%

**Department: 0624 - PCT #4**

Expense							
<u>0024-0624-00-60104</u>	WAGES, PCT EMPLOYEES	354,958.00	354,958.00	26,929.36	79,187.76	275,770.24	22.31 %
<u>0024-0624-00-60131</u>	CDL INCENTIVE PAY	4,000.00	4,000.00	0.00	0.00	4,000.00	0.00 %
<u>0024-0624-00-60300</u>	FICA	27,460.00	27,460.00	1,961.78	5,762.96	21,697.04	20.99 %
<u>0024-0624-00-60305</u>	GROUP MEDICAL INSURANCE	84,000.00	84,000.00	6,907.92	20,723.74	63,276.26	24.67 %
<u>0024-0624-00-60310</u>	RETIREMENT	46,665.00	46,665.00	3,500.84	10,294.45	36,370.55	22.06 %
<u>0024-0624-00-61000</u>	COMMUNICATIONS EXPENSE	2,500.00	2,500.00	255.84	434.13	2,065.87	17.37 %
<u>0024-0624-00-62000</u>	TRAVEL EXPENSES	15,000.00	15,000.00	1,129.80	3,329.80	11,670.20	22.20 %
<u>0024-0624-00-62100</u>	UNIFORMS	4,500.00	4,500.00	354.70	856.58	3,643.42	19.04 %
<u>0024-0624-00-62500</u>	WORKERS COMPENSATION	8,000.00	8,000.00	0.00	0.00	8,000.00	0.00 %
<u>0024-0624-00-62600</u>	OFFICE SUPPLIES	500.00	500.00	0.00	773.00	-273.00	154.60 %
<u>0024-0624-00-62611</u>	SAFETY/FIRST AID SUPPLIES	1,700.00	1,700.00	8.35	8.35	1,691.65	0.49 %
<u>0024-0624-00-62645</u>	SHOP SUPPLIES	5,500.00	5,500.00	174.20	505.12	4,994.88	9.18 %
<u>0024-0624-00-62671</u>	FUEL & LUBRICANTS	81,000.00	81,000.00	7,098.83	15,986.62	65,013.38	19.74 %
<u>0024-0624-00-62680</u>	R&B MATERIALS	150,000.00	150,000.00	24,438.79	57,504.69	92,495.31	38.34 %
<u>0024-0624-00-62681</u>	SIGNS	3,000.00	3,000.00	0.00	0.00	3,000.00	0.00 %
<u>0024-0624-00-63000</u>	UTILITIES	5,000.00	5,000.00	228.01	499.00	4,501.00	9.98 %
<u>0024-0624-00-63105</u>	HERBICIDES	5,000.00	5,000.00	0.00	0.00	5,000.00	0.00 %
<u>0024-0624-00-63210</u>	REPAIRS TO BLDGS - PCT 4	0.00	0.00	3,080.90	3,080.90	-3,080.90	0.00 %
<u>0024-0624-00-63300</u>	REPAIRS OF EQUIP/VEHICLES	20,000.00	20,000.00	1,055.39	14,175.39	5,824.61	70.88 %
<u>0024-0624-00-63305</u>	BATTERIES, TIRES & TUBES	10,000.00	10,000.00	520.21	3,207.95	6,792.05	32.08 %
<u>0024-0624-00-63500</u>	REPAIR MATERIALS	30,000.00	30,000.00	36.93	350.36	29,649.64	1.17 %
<u>0024-0624-00-66515</u>	CDL DRUG TESTING	500.00	500.00	0.00	125.00	375.00	25.00 %
<u>0024-0624-00-66525</u>	ENGINEERING & SURVEYING	1,500.00	1,500.00	0.00	0.00	1,500.00	0.00 %
<u>0024-0624-00-66700</u>	AUTO LIABILITY INSURANCE	4,500.00	4,500.00	0.00	4,500.00	0.00	100.00 %
<u>0024-0624-00-67100</u>	HAND TOOLS & EQUIPMENT	1,750.00	1,750.00	0.00	18.94	1,731.06	1.08 %
<u>0024-0624-00-67130</u>	SHOP EQUIPMENT	1,500.00	1,500.00	0.00	0.00	1,500.00	0.00 %
<u>0024-0624-00-69048</u>	MACHINE HIRE	1,000.00	1,000.00	0.00	0.00	1,000.00	0.00 %
<u>0024-0624-00-69900</u>	MISCELLANEOUS EXPENSE	6,000.00	6,000.00	0.00	400.00	5,600.00	6.67 %
<u>0024-0624-00-71000</u>	R&B CONSTRUCTION	100,000.00	100,000.00	0.00	0.00	100,000.00	0.00 %
<u>0024-0624-00-75000</u>	ROAD EQUIPMENT	175,000.00	175,000.00	0.00	0.00	175,000.00	0.00 %
Expense Total:		1,150,533.00	1,150,533.00	77,681.85	221,724.74	928,808.26	19.27%
Department: 0624 - PCT #4 Total:		1,150,533.00	1,150,533.00	77,681.85	221,724.74	928,808.26	19.27%
Fund: 0024 - Road & Bridge Pct 4 Surplus (Deficit):		-30,308.00	-30,308.00	-14,668.21	736,320.27	766,628.27	-2,429.46%

**Fund: 0031 - Election Services Contract**

**Department: 0100 - 0100**

Revenue							
<u>0031-0100-00-46100</u>	INTEREST INCOME	0.00	0.00	23.91	79.71	79.71	0.00 %
<u>0031-0100-00-47157</u>	SVCS CONTRACTS-GOVERNMENT E...	0.00	0.00	0.00	4,081.34	4,081.34	0.00 %
Revenue Total:		0.00	0.00	23.91	4,161.05	4,161.05	0.00%
Department: 0100 - 0100 Total:		0.00	0.00	23.91	4,161.05	4,161.05	0.00%



**MINUTES OF THE COLORADO COUNTY**  
**COMMISSIONER'S COURT REGULAR MEETING**  
**April 28, 2025**

Budget Detail Report		For Fiscal: FY 2025 Period Ending: 03/31/2025					
		Original Total Budget	Current Total Budget	Period Activity	Fiscal Activity	Variance Favorable (Unfavorable)	Percent Used
<b>Department: 0610 - 0610</b>							
<b>Expense</b>							
0031-0610-00-62608	ELECTION SUPPLIES	0.00	0.00	6,384.90	6,384.90	-6,384.90	0.00 %
	Expense Total:	0.00	0.00	6,384.90	6,384.90	-6,384.90	0.00%
	Department: 0610 - 0610 Total:	0.00	0.00	6,384.90	6,384.90	-6,384.90	0.00%
	Fund: 0031 - Election Services Contract Surplus (Deficit):	0.00	0.00	-6,360.99	-2,223.85	-2,223.85	0.00%
<b>Fund: 0045 - LEOSE Account</b>							
<b>Department: 0100 - 0100</b>							
<b>Revenue</b>							
0045-0100-00-46100	INTEREST INCOME	0.00	0.00	214.34	552.10	552.10	0.00 %
	Revenue Total:	0.00	0.00	214.34	552.10	552.10	0.00%
	Department: 0100 - 0100 Total:	0.00	0.00	214.34	552.10	552.10	0.00%
<b>Department: 0551 - CONSTABLE, PRECINCT 1</b>							
<b>Revenue</b>							
0045-0551-00-42175	STATE LEOSE ALLOCATION CONSTA...	0.00	0.00	1,462.21	1,462.21	1,462.21	0.00 %
	Revenue Total:	0.00	0.00	1,462.21	1,462.21	1,462.21	0.00%
<b>Expense</b>							
0045-0551-00-61831	Constable #1 Continuing Education	0.00	0.00	660.29	0.00	0.00	0.00 %
	Expense Total:	0.00	0.00	660.29	0.00	0.00	0.00%
	Department: 0551 - CONSTABLE, PRECINCT 1 Surplus (Deficit):	0.00	0.00	801.92	1,462.21	1,462.21	0.00%
<b>Department: 0552 - CONSTABLE, PRECINCT 2</b>							
<b>Revenue</b>							
0045-0552-00-42175	STATE LEOSE ALLOCATION CONSTA...	0.00	0.00	660.29	660.29	660.29	0.00 %
	Revenue Total:	0.00	0.00	660.29	660.29	660.29	0.00%
<b>Expense</b>							
0045-0552-00-61832	Constable #2 Continuing Education	0.00	0.00	660.29	0.00	0.00	0.00 %
	Expense Total:	0.00	0.00	660.29	0.00	0.00	0.00%
	Department: 0552 - CONSTABLE, PRECINCT 2 Surplus (Deficit):	0.00	0.00	0.00	660.29	660.29	0.00%
<b>Department: 0553 - CONSTABLE, PRECINCT 3</b>							
<b>Revenue</b>							
0045-0553-00-42175	STATE LEOSE ALLOCATION CONSTA...	0.00	0.00	660.29	660.29	660.29	0.00 %
	Revenue Total:	0.00	0.00	660.29	660.29	660.29	0.00%
<b>Expense</b>							
0045-0553-00-61833	Constable #3 Continuing Education	0.00	0.00	660.29	0.00	0.00	0.00 %
	Expense Total:	0.00	0.00	660.29	0.00	0.00	0.00%
	Department: 0553 - CONSTABLE, PRECINCT 3 Surplus (Deficit):	0.00	0.00	0.00	660.29	660.29	0.00%
<b>Department: 0554 - CONSTABLE, PRECINCT 4</b>							
<b>Revenue</b>							
0045-0554-00-42175	STATE LEOSE ALLOCATION CONSTA...	0.00	0.00	1,462.21	1,462.21	1,462.21	0.00 %
	Revenue Total:	0.00	0.00	1,462.21	1,462.21	1,462.21	0.00%
<b>Expense</b>							
0045-0554-00-61834	Constable #4 Continuing Education	0.00	0.00	660.29	0.00	0.00	0.00 %
	Expense Total:	0.00	0.00	660.29	0.00	0.00	0.00%
	Department: 0554 - CONSTABLE, PRECINCT 4 Surplus (Deficit):	0.00	0.00	801.92	1,462.21	1,462.21	0.00%
<b>Department: 0560 - COUNTY SHERIFF</b>							
<b>Revenue</b>							
0045-0560-00-42175	STATE LEOSE ALLOCATION SHERIFF	0.00	0.00	7,649.98	7,649.98	7,649.98	0.00 %
	Revenue Total:	0.00	0.00	7,649.98	7,649.98	7,649.98	0.00%

**MINUTES OF THE COLORADO COUNTY**  
**COMMISSIONER'S COURT REGULAR MEETING**  
**April 28, 2025**

**Budget Detail Report**

For Fiscal: FY 2025 Period Ending: 03/31/2025

		Original Total Budget	Current Total Budget	Period Activity	Fiscal Activity	Variance Favorable (Unfavorable)	Percent Used
<b>Expense</b>							
0045-0560-00-61840	Sheriff Continuing Education	0.00	0.00	3,439.17	0.00	0.00	0.00 %
	Expense Total:	0.00	0.00	3,439.17	0.00	0.00	0.00%
Department: 0560 - COUNTY SHERIFF Surplus (Deficit):		0.00	0.00	4,210.81	7,649.98	7,649.98	0.00%
Fund: 0045 - LEOSE Account Surplus (Deficit):		0.00	0.00	6,028.99	12,447.08	12,447.08	0.00%
<b>Fund: 0050 - Security Fund</b>							
<b>Department: 0100 - 0100</b>							
<b>Revenue</b>							
0050-0100-00-44229	COURTHOUSE SECURITY FEES	10,500.00	10,500.00	2,217.88	3,894.17	-6,605.83	37.09 %
0050-0100-00-44232	JP BUILDING SECURITY FEES	15,000.00	15,000.00	0.00	0.00	-15,000.00	0.00 %
0050-0100-00-46100	INTEREST INCOME	1,000.00	1,000.00	113.98	356.86	-643.14	35.69 %
0050-0100-00-47900	TRANSFER FROM GENERAL FUND	70,000.00	70,000.00	0.00	0.00	-70,000.00	0.00 %
	Revenue Total:	96,500.00	96,500.00	2,331.86	4,251.03	-92,248.97	4.41%
Department: 0100 - 0100 Total:		96,500.00	96,500.00	2,331.86	4,251.03	-92,248.97	4.41%
<b>Department: 0476 - JP SECURITY</b>							
<b>Expense</b>							
0050-0476-00-60104	WAGES, BAILIFF	1,500.00	1,500.00	735.00	1,058.75	441.25	70.58 %
0050-0476-00-60133	WAGES, BAILIFF/CONSTABLES	7,500.00	7,500.00	0.00	0.00	7,500.00	0.00 %
0050-0476-00-60300	FICA	700.00	700.00	48.21	72.39	627.61	10.34 %
0050-0476-00-60305	GROUP MEDICAL INSURANCE	0.00	0.00	324.29	473.95	-473.95	0.00 %
0050-0476-00-60310	RETIREMENT	1,300.00	1,300.00	95.55	137.63	1,162.37	10.59 %
0050-0476-00-69900	MISCELLANEOUS EXPENSE	400.00	400.00	0.00	0.00	400.00	0.00 %
	Expense Total:	11,400.00	11,400.00	1,203.05	1,742.72	9,657.28	15.29%
Department: 0476 - JP SECURITY Total:		11,400.00	11,400.00	1,203.05	1,742.72	9,657.28	15.29%
<b>Department: 0477 - COURTHOUSE SECURITY</b>							
<b>Expense</b>							
0050-0477-00-60104	WAGES, BAILIFF	52,500.00	52,500.00	2,835.00	7,971.25	44,528.75	15.18 %
0050-0477-00-60105	OVERTIME	500.00	500.00	0.00	0.00	500.00	0.00 %
0050-0477-00-60134	WAGES, BAILIFF/CONSTABLES	30,000.00	30,000.00	0.00	0.00	30,000.00	0.00 %
0050-0477-00-60300	FICA	4,700.00	4,700.00	199.59	565.31	4,134.69	12.03 %
0050-0477-00-60305	GROUP MEDICAL INSURANCE	0.00	0.00	201.63	520.81	-520.81	0.00 %
0050-0477-00-60310	RETIREMENT	8,200.00	8,200.00	368.55	1,036.26	7,163.74	12.64 %
0050-0477-00-67140	SECURITY EQUIPMENT	5,000.00	5,000.00	0.00	0.00	5,000.00	0.00 %
0050-0477-00-69900	MISCELLANEOUS EXPENSE	500.00	500.00	0.00	0.00	500.00	0.00 %
	Expense Total:	101,400.00	101,400.00	3,604.77	10,093.63	91,306.37	9.95%
Department: 0477 - COURTHOUSE SECURITY Total:		101,400.00	101,400.00	3,604.77	10,093.63	91,306.37	9.95%
Fund: 0050 - Security Fund Surplus (Deficit):		-16,300.00	-16,300.00	-2,475.96	-7,585.32	8,714.68	46.54%
<b>Fund: 0055 - Law Library</b>							
<b>Department: 0100 - 0100</b>							
<b>Revenue</b>							
0055-0100-00-44235	LAW LIBRARY FEES	12,500.00	12,500.00	420.00	1,365.00	-11,135.00	10.92 %
	Revenue Total:	12,500.00	12,500.00	420.00	1,365.00	-11,135.00	10.92%
Department: 0100 - 0100 Total:		12,500.00	12,500.00	420.00	1,365.00	-11,135.00	10.92%
<b>Department: 0650 - 0650</b>							
<b>Expense</b>							
0055-0650-00-62629	LAW BOOKS	10,000.00	10,000.00	166.32	332.64	9,667.36	3.33 %
	Expense Total:	10,000.00	10,000.00	166.32	332.64	9,667.36	3.33%
Department: 0650 - 0650 Total:		10,000.00	10,000.00	166.32	332.64	9,667.36	3.33%
Fund: 0055 - Law Library Surplus (Deficit):		2,500.00	2,500.00	253.68	1,032.36	-1,447.54	41.29%
<b>Fund: 0060 - Justice Court Tech</b>							
<b>Department: 0100 - 0100</b>							
<b>Revenue</b>							
0060-0100-00-44238	TECHNOLOGY FEES	9,500.00	9,500.00	589.25	1,462.60	-8,037.40	15.40 %

**MINUTES OF THE COLORADO COUNTY**  
**COMMISSIONER'S COURT REGULAR MEETING**  
**April 28, 2025**

**Budget Detail Report**

**For Fiscal: FY 2025 Period Ending: 03/31/2025**

		Original Total Budget	Current Total Budget	Period Activity	Fiscal Activity	Variance Favorable (Unfavorable)	Percent Used
<u>0060-0100-00-46100</u>	INTEREST INCOME	500.00	500.00	54.40	164.46	-335.54	32.89 %
	Revenue Total:	10,000.00	10,000.00	643.65	1,627.06	-8,372.94	16.27%
	Department: 0100 - 0100 Total:	10,000.00	10,000.00	643.65	1,627.06	-8,372.94	16.27%
<b>Department: 0615 - 0615</b>							
<b>Expense</b>							
<u>0060-0615-00-61850</u>	TRAINING EXPENSES	1,000.00	1,000.00	0.00	0.00	1,000.00	0.00 %
<u>0060-0615-00-66300</u>	SOFTWARE MAINTENANCE	7,500.00	7,500.00	2,227.88	2,227.88	5,272.12	29.71 %
<u>0060-0615-00-66320</u>	TECHNOLOGY UPGRADES	1,500.00	1,500.00	0.00	0.00	1,500.00	0.00 %
<u>0060-0615-00-67150</u>	TECHNOLOGY EQUIPMENT	1,500.00	1,500.00	0.00	0.00	1,500.00	0.00 %
	Expense Total:	11,500.00	11,500.00	2,227.88	2,227.88	9,272.12	19.37%
	Department: 0615 - 0615 Total:	11,500.00	11,500.00	2,227.88	2,227.88	9,272.12	19.37%
	Fund: 0060 - Justice Court Tech Surplus (Deficit):	-1,500.00	-1,500.00	-1,584.23	-600.82	899.18	40.05%
<b>Fund: 0062 - Co &amp; District Court Tech</b>							
<b>Department: 0100 - 0100</b>							
<b>Revenue</b>							
<u>0062-0100-00-44241</u>	TECHNOLOGY FEES - CO COURT	600.00	600.00	34.00	60.65	-539.35	10.11 %
<u>0062-0100-00-44244</u>	TECHNOLOGY FEES - DIST CRT - CIVIL	400.00	400.00	15.00	20.59	-379.41	5.15 %
<u>0062-0100-00-44247</u>	TECHNOLOGY FEES - DIST CRT - CR	3,000.00	3,000.00	21.65	47.76	-2,952.24	1.59 %
<u>0062-0100-00-46100</u>	INTEREST INCOME	1,000.00	1,000.00	156.36	447.82	-552.18	44.78 %
	Revenue Total:	5,000.00	5,000.00	227.01	576.82	-4,423.18	11.54%
	Department: 0100 - 0100 Total:	5,000.00	5,000.00	227.01	576.82	-4,423.18	11.54%
<b>Department: 0620 - 0620</b>							
<b>Expense</b>							
<u>0062-0620-00-61850</u>	TRAINING EXPENSE	600.00	600.00	0.00	0.00	600.00	0.00 %
<u>0062-0620-00-66320</u>	TECHNOLOGY UPGRADES	5,000.00	5,000.00	0.00	0.00	5,000.00	0.00 %
	Expense Total:	5,600.00	5,600.00	0.00	0.00	5,600.00	0.00%
	Department: 0620 - 0620 Total:	5,600.00	5,600.00	0.00	0.00	5,600.00	0.00%
	Fund: 0062 - Co & District Court Tech Surplus (Deficit):	-600.00	-600.00	227.01	576.82	1,176.82	-96.14%
<b>Fund: 0065 - Historical Commission</b>							
<b>Department: 0100 - 0100</b>							
<b>Revenue</b>							
<u>0065-0100-00-47172</u>	SALE OF HISTORY BOOKS	0.00	0.00	65.00	65.00	65.00	0.00 %
<u>0065-0100-00-47175</u>	MEMORIALS/DONATIONS	0.00	0.00	50.00	50.00	50.00	0.00 %
	Revenue Total:	0.00	0.00	115.00	115.00	115.00	0.00%
	Department: 0100 - 0100 Total:	0.00	0.00	115.00	115.00	115.00	0.00%
	Fund: 0065 - Historical Commission Total:	0.00	0.00	115.00	115.00	115.00	0.00%
<b>Fund: 0075 - Debt Service</b>							
<b>Department: 0100 - 0100</b>							
<b>Revenue</b>							
<u>0075-0100-00-41100</u>	CURRENT AD VALOREM TAXES	596,757.00	596,757.00	15,371.94	593,710.13	-3,046.87	99.49 %
<u>0075-0100-00-41120</u>	DELINQ AD VALOREM TAXES	6,500.00	6,500.00	225.79	1,412.36	-5,087.64	21.73 %
<u>0075-0100-00-41125</u>	PENALTY & INTEREST	7,000.00	7,000.00	680.07	1,191.65	-5,808.35	17.02 %
<u>0075-0100-00-46100</u>	INTEREST INCOME	10,000.00	10,000.00	3,047.04	8,191.76	-1,808.24	81.92 %
	Revenue Total:	620,257.00	620,257.00	19,324.84	604,505.90	-15,751.10	97.46%
	Department: 0100 - 0100 Total:	620,257.00	620,257.00	19,324.84	604,505.90	-15,751.10	97.46%
<b>Department: 0750 - 0750</b>							
<b>Expense</b>							
<u>0075-0750-00-62500</u>	CERT OF OBLIGATION SERIES 2019 I...	405,000.00	405,000.00	0.00	31,034.48	373,965.52	7.66 %
<u>0075-0750-00-80000</u>	CERT OF OBLIGATION SERIES 2019 ...	60,768.00	60,768.00	0.00	0.00	60,768.00	0.00 %
	Expense Total:	465,768.00	465,768.00	0.00	31,034.48	434,733.52	6.66%
	Department: 0750 - 0750 Total:	465,768.00	465,768.00	0.00	31,034.48	434,733.52	6.66%



**MINUTES OF THE COLORADO COUNTY**  
**COMMISSIONER'S COURT REGULAR MEETING**  
**April 28, 2025**

**Budget Detail Report**

**For Fiscal: FY 2025 Period Ending: 03/31/2025**

		Original Total Budget	Current Total Budget	Period Activity	Fiscal Activity	Variance Favorable (Unfavorable)	Percent Used
<b>Department: 0755 - 0755</b>							
<b>Expense</b>							
0075-0755-00-62500	CERT OF OBLIGATION SERIES 2012 I...	150,000.00	150,000.00	0.00	0.00	150,000.00	0.00 %
0075-0755-00-80000	CERT OF OBLIGATION SERIES 2012 ...	3,600.00	3,600.00	0.00	0.00	3,600.00	0.00 %
0075-0755-00-80001	REGISTRAR FEES SERIES 2012	750.00	750.00	0.00	0.00	750.00	0.00 %
	<b>Expense Total:</b>	<b>154,350.00</b>	<b>154,350.00</b>	<b>0.00</b>	<b>0.00</b>	<b>154,350.00</b>	<b>0.00%</b>
	<b>Department: 0755 - 0755 Total:</b>	<b>154,350.00</b>	<b>154,350.00</b>	<b>0.00</b>	<b>0.00</b>	<b>154,350.00</b>	<b>0.00%</b>
	<b>Fund: 0075 - Debt Service Surplus (Deficit):</b>	<b>139.00</b>	<b>139.00</b>	<b>19,324.84</b>	<b>573,471.42</b>	<b>573,332.42</b>	<b>12,569.37%</b>
<b>Fund: 0080 - Hot Check</b>							
<b>Department: 0475 - COUNTY ATTORNEY</b>							
<b>Expense</b>							
0080-0475-00-69900	MISCELLANEOUS EXPENSE	0.00	0.00	66.25	330.02	-330.02	0.00 %
	<b>Expense Total:</b>	<b>0.00</b>	<b>0.00</b>	<b>66.25</b>	<b>330.02</b>	<b>-330.02</b>	<b>0.00%</b>
	<b>Department: 0475 - COUNTY ATTORNEY Total:</b>	<b>0.00</b>	<b>0.00</b>	<b>66.25</b>	<b>330.02</b>	<b>-330.02</b>	<b>0.00%</b>
	<b>Fund: 0080 - Hot Check Total:</b>	<b>0.00</b>	<b>0.00</b>	<b>66.25</b>	<b>330.02</b>	<b>-330.02</b>	<b>0.00%</b>
<b>Fund: 0085 - Cty Atty State Supplement</b>							
<b>Department: 0000 - 0000</b>							
<b>Revenue</b>							
0085-0000-00-46100	INTEREST INCOME	0.00	0.00	0.00	612.72	612.72	0.00 %
	<b>Revenue Total:</b>	<b>0.00</b>	<b>0.00</b>	<b>0.00</b>	<b>612.72</b>	<b>612.72</b>	<b>0.00%</b>
	<b>Department: 0000 - 0000 Total:</b>	<b>0.00</b>	<b>0.00</b>	<b>0.00</b>	<b>612.72</b>	<b>612.72</b>	<b>0.00%</b>
<b>Department: 0100 - 0100</b>							
<b>Revenue</b>							
0085-0100-00-42180	STATE SUPPLEMENT	0.00	0.00	0.00	9,166.67	9,166.67	0.00 %
	<b>Revenue Total:</b>	<b>0.00</b>	<b>0.00</b>	<b>0.00</b>	<b>9,166.67</b>	<b>9,166.67</b>	<b>0.00%</b>
	<b>Department: 0100 - 0100 Total:</b>	<b>0.00</b>	<b>0.00</b>	<b>0.00</b>	<b>9,166.67</b>	<b>9,166.67</b>	<b>0.00%</b>
<b>Department: 0475 - COUNTY ATTORNEY</b>							
<b>Expense</b>							
0085-0475-00-60101	SALARY, STATE SUPPLEMENT	0.00	0.00	1,362.00	4,086.00	-4,086.00	0.00 %
0085-0475-00-60135	CO ATTY SALARY SUPPLEMENTS	0.00	0.00	481.00	1,443.00	-1,443.00	0.00 %
0085-0475-00-60300	FICA	0.00	0.00	140.22	420.64	-420.64	0.00 %
0085-0475-00-60305	GROUP MEDICAL INSURANCE	0.00	0.00	337.20	1,016.68	-1,016.68	0.00 %
0085-0475-00-60310	RETIREMENT	0.00	0.00	239.57	718.72	-718.72	0.00 %
	<b>Expense Total:</b>	<b>0.00</b>	<b>0.00</b>	<b>2,559.99</b>	<b>7,685.04</b>	<b>-7,685.04</b>	<b>0.00%</b>
	<b>Department: 0475 - COUNTY ATTORNEY Total:</b>	<b>0.00</b>	<b>0.00</b>	<b>2,559.99</b>	<b>7,685.04</b>	<b>-7,685.04</b>	<b>0.00%</b>
	<b>Fund: 0085 - Cty Atty State Supplement Surplus (Deficit):</b>	<b>0.00</b>	<b>0.00</b>	<b>-2,559.99</b>	<b>2,094.35</b>	<b>2,094.35</b>	<b>0.00%</b>
	<b>Report Surplus (Deficit):</b>	<b>-1,556,437.00</b>	<b>-1,556,437.00</b>	<b>-1,329,859.07</b>	<b>10,687,590.26</b>	<b>12,244,027.26</b>	<b>-686.67%</b>

MINUTES OF THE COLORADO COUNTY  
COMMISSIONER'S COURT REGULAR MEETING  
April 28, 2025

Budget Detail Report		For Fiscal: FY 2025 Period Ending: 03/31/2025					
		Group Summary					
Account Typ...		Original Total Budget	Current Total Budget	Period Activity	Fiscal Activity	Variance Favorable (Unfavorable)	Percent Used
Fund: 0010 - County Attorney Forfeiture							
Department: 0100 - 0100							
Revenue		0.00	0.00	1,549.10	26,468.30	26,468.30	0.00%
Department: 0100 - 0100 Total:		0.00	0.00	1,549.10	26,468.30	26,468.30	0.00%
Department: 0475 - COUNTY ATTORNEY							
Expense		215,000.00	215,000.00	1,069.73	2,475.42	212,524.58	1.15%
Department: 0475 - COUNTY ATTORNEY Total:		215,000.00	215,000.00	1,069.73	2,475.42	212,524.58	1.15%
Fund: 0010 - County Attorney Forfeiture Surplus (Deficit):		-215,000.00	-215,000.00	479.37	23,992.88	238,992.88	-11.16%
Fund: 0011 - County Attorney Seizure							
Department: 0100 - 0100							
Revenue		0.00	0.00	113.21	734.53	734.53	0.00%
Department: 0100 - 0100 Total:		0.00	0.00	113.21	734.53	734.53	0.00%
Fund: 0011 - County Attorney Seizure Total:		0.00	0.00	113.21	734.53	734.53	0.00%
Fund: 0012 - General Fund							
Department: 0000 - 0000							
Revenue		386,720.00	386,720.00	16,670.07	47,401.87	-339,318.13	12.26%
Department: 0000 - 0000 Total:		386,720.00	386,720.00	16,670.07	47,401.87	-339,318.13	12.26%
Department: 0100 - 0100							
Revenue		14,622,280.00	14,622,280.00	629,197.95	11,542,628.31	-3,079,651.69	78.94%
Department: 0100 - 0100 Total:		14,622,280.00	14,622,280.00	629,197.95	11,542,628.31	-3,079,651.69	78.94%
Department: 0400 - COUNTY JUDGE							
Revenue		26,200.00	26,200.00	5,116.00	10,269.00	-15,931.00	39.19%
Expense		247,326.00	247,326.00	18,590.23	56,172.38	191,153.62	22.71%
Department: 0400 - COUNTY JUDGE Surplus (Deficit):		-221,126.00	-221,126.00	-13,474.23	-45,903.38	175,222.62	20.76%
Department: 0401 - COMMISSIONER'S COURT							
Expense		1,832,233.00	1,735,778.00	538,300.86	982,858.91	752,919.09	56.62%
Department: 0401 - COMMISSIONER'S COURT Total:		1,832,233.00	1,735,778.00	538,300.86	982,858.91	752,919.09	56.62%
Department: 0402 - 0402							
Expense		0.00	96,455.00	0.00	0.00	96,455.00	0.00%
Department: 0402 - 0402 Total:		0.00	96,455.00	0.00	0.00	96,455.00	0.00%
Department: 0403 - COUNTY CLERK							
Revenue		201,750.00	201,750.00	-755.80	13,423.67	-188,326.33	6.65%
Expense		469,581.00	469,581.00	58,259.55	111,418.48	358,162.52	23.73%
Department: 0403 - COUNTY CLERK Surplus (Deficit):		-267,831.00	-267,831.00	-59,015.35	-97,994.81	169,836.19	36.59%
Department: 0410 - ELECTIONS							
Expense		228,381.00	228,381.00	12,501.22	45,106.55	183,274.45	19.75%
Department: 0410 - ELECTIONS Total:		228,381.00	228,381.00	12,501.22	45,106.55	183,274.45	19.75%
Department: 0426 - COUNTY COURT							
Expense		32,000.00	32,000.00	4,135.27	6,919.90	25,080.10	21.62%
Department: 0426 - COUNTY COURT Total:		32,000.00	32,000.00	4,135.27	6,919.90	25,080.10	21.62%
Department: 0428 - PUBLIC DEFENDER							
Revenue		10,000.00	10,000.00	1,451.00	2,550.19	-7,449.81	25.50%
Expense		273,646.00	273,646.00	20,720.23	61,845.33	211,800.67	22.60%
Department: 0428 - PUBLIC DEFENDER Surplus (Deficit):		-263,646.00	-263,646.00	-19,269.23	-59,295.14	204,350.86	22.49%
Department: 0433 - 25TH JUDICIAL DISTRICT							
Expense		26,263.00	26,263.00	5,407.50	10,815.00	15,448.00	41.18%
Department: 0433 - 25TH JUDICIAL DISTRICT Total:		26,263.00	26,263.00	5,407.50	10,815.00	15,448.00	41.18%
Department: 0434 - 2ND 25TH JUDICIAL DISTRICT							
Expense		25,701.00	25,701.00	5,287.75	10,575.50	15,125.50	41.15%
Department: 0434 - 2ND 25TH JUDICIAL DISTRICT Total:		25,701.00	25,701.00	5,287.75	10,575.50	15,125.50	41.15%

**MINUTES OF THE COLORADO COUNTY**  
**COMMISSIONER'S COURT REGULAR MEETING**  
**April 28, 2025**

**Budget Detail Report**

**For Fiscal: FY 2025 Period Ending: 03/31/2025**

Account Typ...	Original Total Budget	Current Total Budget	Period Activity	Fiscal Activity	Variance Favorable (Unfavorable)	Percent Used
<b>Department: 0435 - DISTRICT COURT</b>						
Revenue	37,900.00	37,900.00	1,476.36	3,207.06	-34,692.94	8.46%
Expense	93,350.00	93,350.00	5,804.31	34,047.24	59,302.76	36.47%
Department: 0435 - DISTRICT COURT Surplus (Deficit):	-55,450.00	-55,450.00	-4,327.95	-30,840.18	24,609.82	55.62%
<b>Department: 0450 - DISTRICT CLERK</b>						
Revenue	55,500.00	55,500.00	5,009.96	7,555.73	-47,944.27	13.61%
Expense	535,742.00	535,742.00	55,695.65	137,154.23	398,587.77	25.60%
Department: 0450 - DISTRICT CLERK Surplus (Deficit):	-480,242.00	-480,242.00	-50,685.69	-129,598.50	228,643.50	26.99%
<b>Department: 0451 - JUSTICE OF THE PEACE #1</b>						
Revenue	100,000.00	100,000.00	7,307.83	17,204.38	-82,795.62	17.20%
Expense	209,614.00	209,614.00	18,330.35	47,932.87	151,681.13	22.87%
Department: 0451 - JUSTICE OF THE PEACE #1 Surplus (Deficit):	-109,614.00	-109,614.00	-11,022.52	-30,728.49	78,885.51	28.03%
<b>Department: 0452 - JUSTICE OF THE PEACE #2</b>						
Revenue	60,000.00	60,000.00	7,336.91	15,051.82	-44,948.18	25.09%
Expense	202,572.00	202,572.00	15,143.14	47,306.12	155,265.88	23.35%
Department: 0452 - JUSTICE OF THE PEACE #2 Surplus (Deficit):	-142,572.00	-142,572.00	-7,806.23	-32,254.30	110,317.70	22.62%
<b>Department: 0453 - JUSTICE OF THE PEACE #3</b>						
Revenue	75,000.00	75,000.00	12,301.96	18,234.64	-56,765.36	24.31%
Expense	197,145.00	197,145.00	15,888.23	42,334.52	154,810.48	21.47%
Department: 0453 - JUSTICE OF THE PEACE #3 Surplus (Deficit):	-122,145.00	-122,145.00	-3,586.27	-24,099.88	56,045.12	19.73%
<b>Department: 0454 - JUSTICE OF THE PEACE #4</b>						
Revenue	75,000.00	75,000.00	8,613.39	16,028.41	-58,971.59	21.37%
Expense	204,236.00	204,236.00	16,484.60	47,846.09	156,389.91	23.43%
Department: 0454 - JUSTICE OF THE PEACE #4 Surplus (Deficit):	-129,236.00	-129,236.00	-7,871.21	-31,817.68	97,418.32	24.62%
<b>Department: 0475 - COUNTY ATTORNEY</b>						
Revenue	12,000.00	187,000.00	1,355.00	179,442.60	-7,557.40	95.96%
Expense	607,000.00	782,000.00	46,627.74	138,617.76	643,382.24	17.73%
Department: 0475 - COUNTY ATTORNEY Surplus (Deficit):	-595,000.00	-595,000.00	-45,272.74	40,824.84	635,824.84	-6.86%
<b>Department: 0495 - COUNTY AUDITOR</b>						
Expense	438,505.00	438,505.00	25,701.02	75,422.31	363,082.69	17.20%
Department: 0495 - COUNTY AUDITOR Total:	438,505.00	438,505.00	25,701.02	75,422.31	363,082.69	17.20%
<b>Department: 0497 - COUNTY TREASURER</b>						
Expense	101,215.00	101,215.00	7,499.83	22,862.40	78,352.60	22.59%
Department: 0497 - COUNTY TREASURER Total:	101,215.00	101,215.00	7,499.83	22,862.40	78,352.60	22.59%
<b>Department: 0499 - TAX ASSESSOR-COLLECTOR</b>						
Revenue	720,100.00	720,100.00	20,116.31	30,112.24	-689,987.76	4.18%
Expense	402,803.00	402,803.00	31,594.02	94,254.67	308,548.35	13.40%
Department: 0499 - TAX ASSESSOR-COLLECTOR Surplus (Deficit):	317,297.00	317,297.00	-11,477.71	-64,142.43	-381,439.41	-12.22%
<b>Department: 0510 - COURTHOUSE BLDG</b>						
Expense	732,420.00	732,420.00	64,048.56	228,130.51	504,289.49	31.15%
Department: 0510 - COURTHOUSE BLDG Total:	732,420.00	732,420.00	64,048.56	228,130.51	504,289.49	31.15%
<b>Department: 0515 - PARKS &amp; RECREATION</b>						
Revenue	500.00	500.00	50.00	250.00	-250.00	50.00%
Expense	2,500.00	2,500.00	87.62	152.17	2,347.83	6.09%
Department: 0515 - PARKS & RECREATION Surplus (Deficit):	-2,000.00	-2,000.00	-37.62	97.83	2,097.83	-4.89%
<b>Department: 0525 - SEPTIC SYSTEM/FLOOD PLAIN</b>						
Revenue	90,000.00	90,000.00	6,760.00	18,010.00	-71,990.00	20.01%
Expense	47,200.00	47,200.00	2,931.34	9,869.17	37,330.83	20.91%
Department: 0525 - SEPTIC SYSTEM/FLOOD PLAIN Surplus (Deficit):	42,800.00	42,800.00	3,828.66	8,140.83	-34,659.17	19.02%
<b>Department: 0530 - EMERGENCY MANAGEMENT</b>						
Revenue	26,000.00	26,000.00	0.00	22,939.70	-3,060.30	88.23%
Expense	230,607.00	230,607.00	21,783.84	48,973.10	181,633.90	21.24%
Department: 0530 - EMERGENCY MANAGEMENT Surplus (Deficit):	-204,607.00	-204,607.00	-21,783.84	-26,033.40	178,573.60	12.72%



MINUTES OF THE COLORADO COUNTY  
COMMISSIONER'S COURT REGULAR MEETING  
April 28, 2025

Budget Detail Report		For Fiscal: FY 2025 Period Ending: 03/31/2025				
Account Typ...	Original Total Budget	Current Total Budget	Period Activity	Fiscal Activity	Variance Favorable (Unfavorable)	Percent Used
Department: 0540 - EMS						
Revenue	1,900,000.00	1,900,000.00	157,257.12	654,803.41	-1,245,196.59	34.46%
Expense	3,601,326.00	3,601,326.00	357,247.96	989,847.47	2,611,478.53	27.49%
Department: 0540 - EMS Surplus (Deficit):	-1,701,326.00	-1,701,326.00	-199,990.84	-335,044.06	1,366,281.94	19.69%
Department: 0551 - CONSTABLE, PRECINCT 1						
Expense	42,223.00	42,223.00	3,077.99	9,336.85	32,886.15	22.11%
Department: 0551 - CONSTABLE, PRECINCT 1 Total:	42,223.00	42,223.00	3,077.99	9,336.85	32,886.15	22.11%
Department: 0552 - CONSTABLE, PRECINCT 2						
Expense	43,723.00	43,723.00	2,973.10	9,147.02	34,575.98	20.92%
Department: 0552 - CONSTABLE, PRECINCT 2 Total:	43,723.00	43,723.00	2,973.10	9,147.02	34,575.98	20.92%
Department: 0553 - CONSTABLE, PRECINCT 3						
Expense	42,223.00	42,223.00	2,978.96	9,077.02	33,145.98	21.50%
Department: 0553 - CONSTABLE, PRECINCT 3 Total:	42,223.00	42,223.00	2,978.96	9,077.02	33,145.98	21.50%
Department: 0554 - CONSTABLE, PRECINCT 4						
Expense	41,273.00	41,273.00	3,097.23	9,216.66	32,056.34	22.33%
Department: 0554 - CONSTABLE, PRECINCT 4 Total:	41,273.00	41,273.00	3,097.23	9,216.66	32,056.34	22.33%
Department: 0555 - RURAL ADDRESSING						
Revenue	4,000.00	4,000.00	302.00	742.00	-3,258.00	18.55%
Expense	168,188.00	168,188.00	11,486.43	36,927.40	131,260.60	21.96%
Department: 0555 - RURAL ADDRESSING Surplus (Deficit):	-164,188.00	-164,188.00	-11,184.43	-36,185.40	128,002.60	22.04%
Department: 0560 - COUNTY SHERIFF						
Revenue	146,550.00	496,550.00	3,363.08	389,248.27	-107,301.73	78.39%
Expense	4,599,072.00	5,003,223.45	381,808.75	1,514,252.95	3,488,970.50	30.27%
Department: 0560 - COUNTY SHERIFF Surplus (Deficit):	-4,452,522.00	-4,506,673.45	-378,445.67	-1,125,004.68	3,381,668.77	24.96%
Department: 0565 - COUNTY JAIL						
Revenue	500.00	500.00	540.00	1,147.17	647.17	229.43%
Expense	2,389,522.00	2,389,522.00	179,643.86	542,470.54	1,847,051.46	22.70%
Department: 0565 - COUNTY JAIL Surplus (Deficit):	-2,389,022.00	-2,389,022.00	-179,103.86	-541,323.37	1,847,698.63	22.66%
Department: 0570 - SUPERVISION & CORRECTIONS						
Expense	275,081.00	275,081.00	10,879.09	17,760.62	257,320.38	6.46%
Department: 0570 - SUPERVISION & CORRECTIONS Total:	275,081.00	275,081.00	10,879.09	17,760.62	257,320.38	6.46%
Department: 0575 - MENTAL HEALTH						
Expense	19,180.00	19,180.00	3,545.00	7,515.00	11,665.00	39.18%
Department: 0575 - MENTAL HEALTH Total:	19,180.00	19,180.00	3,545.00	7,515.00	11,665.00	39.18%
Department: 0580 - VETERAN SERVICE OFFICER						
Expense	34,620.00	34,620.00	2,756.00	5,824.74	28,795.26	16.82%
Department: 0580 - VETERAN SERVICE OFFICER Total:	34,620.00	34,620.00	2,756.00	5,824.74	28,795.26	16.82%
Department: 0585 - INFORMATION TECHNOLOGY						
Expense	451,395.00	451,395.00	14,791.61	112,058.05	339,336.95	24.82%
Department: 0585 - INFORMATION TECHNOLOGY Total:	451,395.00	451,395.00	14,791.61	112,058.05	339,336.95	24.82%
Department: 0640 - CONTRACT SERVICES						
Expense	174,630.00	174,630.00	31,168.00	78,389.00	96,241.00	44.89%
Department: 0640 - CONTRACT SERVICES Total:	174,630.00	174,630.00	31,168.00	78,389.00	96,241.00	44.89%
Department: 0645 - INDIGENT HEALTHCARE						
Expense	373,800.00	373,800.00	37,088.70	65,361.06	308,438.94	17.49%
Department: 0645 - INDIGENT HEALTHCARE Total:	373,800.00	373,800.00	37,088.70	65,361.06	308,438.94	17.49%
Department: 0665 - AGRI EXTENSION SERVICE						
Expense	138,735.00	138,735.00	9,819.46	31,313.81	107,421.19	22.57%
Department: 0665 - AGRI EXTENSION SERVICE Total:	138,735.00	138,735.00	9,819.46	31,313.81	107,421.19	22.57%
Department: 0680 - DEPARTMENT OF PUBLIC SAFETY						
Expense	63,569.00	9,417.55	0.00	9,417.55	0.00	100.00%
Department: 0680 - DEPARTMENT OF PUBLIC SAFETY Total:	63,569.00	9,417.55	0.00	9,417.55	0.00	100.00%

**MINUTES OF THE COLORADO COUNTY**  
**COMMISSIONER'S COURT REGULAR MEETING**  
**April 28, 2025**

**Budget Detail Report**

**For Fiscal: FY 2025 Period Ending: 03/31/2025**

Account Typ...	Original Total Budget	Current Total Budget	Period Activity	Fiscal Activity	Variance Favorable (Unfavorable)	Percent Used
Department: 0695 - MISCELLANEOUS						
Expense	371,400.00	371,400.00	1,838.01	14,122.71	357,277.29	3.80%
Department: 0695 - MISCELLANEOUS Total:	371,400.00	371,400.00	1,838.01	14,122.71	357,277.29	3.80%
Fund: 0012 - General Fund Surplus (Deficit):	-1,420,000.00	-1,420,000.00	-1,159,553.87	7,267,596.83	8,687,596.83	-511.80%
Fund: 0013 - Records Preservation						
Department: 0100 - 0100						
Revenue	154,300.00	154,300.00	12,303.19	27,589.59	-126,710.41	17.88%
Department: 0100 - 0100 Total:	154,300.00	154,300.00	12,303.19	27,589.59	-126,710.41	17.88%
Department: 0613 - RECORDS RETENTION						
Expense	143,000.00	143,000.00	983.38	2,121.24	140,878.76	1.48%
Department: 0613 - RECORDS RETENTION Total:	143,000.00	143,000.00	983.38	2,121.24	140,878.76	1.48%
Fund: 0013 - Records Preservation Surplus (Deficit):	11,300.00	11,300.00	11,319.81	25,468.35	14,168.35	225.38%
Fund: 0014 - Airport						
Department: 0100 - 0100						
Revenue	220,500.00	295,500.00	18,709.63	36,435.44	-259,064.56	12.33%
Department: 0100 - 0100 Total:	220,500.00	295,500.00	18,709.63	36,435.44	-259,064.56	12.33%
Department: 0520 - 0520						
Expense	206,239.00	281,239.00	9,261.86	21,250.88	259,988.12	7.56%
Department: 0520 - 0520 Total:	206,239.00	281,239.00	9,261.86	21,250.88	259,988.12	7.56%
Fund: 0014 - Airport Surplus (Deficit):	14,261.00	14,261.00	9,447.77	15,184.56	923.56	106.48%
Fund: 0015 - Sheriff's Forfeiture						
Department: 0100 - 0100						
Revenue	0.00	0.00	128.56	2,365.25	2,365.25	0.00%
Department: 0100 - 0100 Total:	0.00	0.00	128.56	2,365.25	2,365.25	0.00%
Department: 0350 - 0350						
Expense	0.00	0.00	85.13	288.83	-288.83	0.00%
Department: 0350 - 0350 Total:	0.00	0.00	85.13	288.83	-288.83	0.00%
Fund: 0015 - Sheriff's Forfeiture Surplus (Deficit):	0.00	0.00	43.43	2,076.42	2,076.42	0.00%
Fund: 0016 - America Rescue Plan						
Department: 0000 - 0000						
Expense	0.00	0.00	153,818.30	1,029,511.11	-1,029,511.11	0.00%
Department: 0000 - 0000 Total:	0.00	0.00	153,818.30	1,029,511.11	-1,029,511.11	0.00%
Department: 0100 - 0100						
Revenue	0.00	0.00	4,683.66	19,304.40	19,304.40	0.00%
Department: 0100 - 0100 Total:	0.00	0.00	4,683.66	19,304.40	19,304.40	0.00%
Fund: 0016 - America Rescue Plan Surplus (Deficit):	0.00	0.00	-149,134.64	-1,010,206.71	-1,010,206.71	0.00%
Fund: 0017 - Colorado County Fairgrounds						
Department: 0170 - Fairground						
Revenue	62,700.00	62,700.00	2,678.20	4,698.42	-58,001.58	7.49%
Expense	78,040.00	78,040.00	2,958.49	6,566.37	71,473.63	8.41%
Department: 0170 - Fairground Surplus (Deficit):	-15,340.00	-15,340.00	-280.29	-1,867.95	13,472.05	12.18%
Fund: 0017 - Colorado County Fairgrounds Surplus (Deficit):	-15,340.00	-15,340.00	-280.29	-1,867.95	13,472.05	12.18%
Fund: 0018 - Colorado County Community Development Fund						
Department: 0000 - 0000						
Revenue	0.00	0.00	718.58	281,140.00	281,140.00	0.00%
Expense	0.00	0.00	46,495.00	253,884.73	-253,884.73	0.00%
Department: 0000 - 0000 Surplus (Deficit):	0.00	0.00	-45,776.42	27,255.27	27,255.27	0.00%
Fund: 0018 - Colorado County Community Development Fund Surpl...	0.00	0.00	-45,776.42	27,255.27	27,255.27	0.00%
Fund: 0021 - Road & Bridge Pct 1						
Department: 0100 - 0100						
Revenue	1,353,780.00	1,353,780.00	70,301.43	1,130,752.29	-223,027.71	83.53%
Department: 0100 - 0100 Total:	1,353,780.00	1,353,780.00	70,301.43	1,130,752.29	-223,027.71	83.53%

MINUTES OF THE COLORADO COUNTY  
COMMISSIONER'S COURT REGULAR MEETING  
April 28, 2025

Budget Detail Report		For Fiscal: FY 2025 Period Ending: 03/31/2025				
Account Typ...	Original Total Budget	Current Total Budget	Period Activity	Fiscal Activity	Variance Favorable (Unfavorable)	Percent Used
Department: 0621 - PCT #1						
Expense	1,251,846.00	1,251,846.00	79,173.60	227,716.93	1,024,129.07	18.19%
Department: 0621 - PCT #1 Total:	1,251,846.00	1,251,846.00	79,173.60	227,716.93	1,024,129.07	18.19%
Fund: 0021 - Road & Bridge Pct 1 Surplus (Deficit):	101,934.00	101,934.00	-8,872.17	903,035.36	801,101.36	885.90%
Fund: 0022 - Road & Bridge Pct 2						
Department: 0100 - 0100						
Revenue	1,348,847.00	1,348,847.00	70,298.80	1,157,660.99	-191,186.01	85.83%
Department: 0100 - 0100 Total:	1,348,847.00	1,348,847.00	70,298.80	1,157,660.99	-191,186.01	85.83%
Department: 0622 - PCT #2						
Expense	1,420,918.00	1,420,918.00	66,368.55	193,493.33	1,227,424.67	13.62%
Department: 0622 - PCT #2 Total:	1,420,918.00	1,420,918.00	66,368.55	193,493.33	1,227,424.67	13.62%
Fund: 0022 - Road & Bridge Pct 2 Surplus (Deficit):	-72,071.00	-72,071.00	3,930.25	964,167.66	1,036,238.66	-1,337.80%
Fund: 0023 - Road & Bridge Pct 3						
Department: 0100 - 0100						
Revenue	1,544,402.00	1,544,402.00	83,619.47	1,338,737.53	-205,664.47	86.68%
Department: 0100 - 0100 Total:	1,544,402.00	1,544,402.00	83,619.47	1,338,737.53	-205,664.47	86.68%
Department: 0623 - PCT #3						
Expense	1,459,854.00	1,459,854.00	73,428.88	183,901.76	1,275,952.24	12.60%
Department: 0623 - PCT #3 Total:	1,459,854.00	1,459,854.00	73,428.88	183,901.76	1,275,952.24	12.60%
Fund: 0023 - Road & Bridge Pct 3 Surplus (Deficit):	84,548.00	84,548.00	10,190.59	1,154,835.77	1,070,287.77	1,365.89%
Fund: 0024 - Road & Bridge Pct 4						
Department: 0100 - 0100						
Revenue	1,120,225.00	1,120,225.00	63,013.64	958,045.01	-162,179.99	85.52%
Department: 0100 - 0100 Total:	1,120,225.00	1,120,225.00	63,013.64	958,045.01	-162,179.99	85.52%
Department: 0624 - PCT #4						
Expense	1,150,533.00	1,150,533.00	77,681.85	221,724.74	928,808.26	19.27%
Department: 0624 - PCT #4 Total:	1,150,533.00	1,150,533.00	77,681.85	221,724.74	928,808.26	19.27%
Fund: 0024 - Road & Bridge Pct 4 Surplus (Deficit):	-30,308.00	-30,308.00	-14,668.21	736,320.27	766,628.27	-2,429.46%
Fund: 0031 - Election Services Contract						
Department: 0100 - 0100						
Revenue	0.00	0.00	23.91	4,161.05	4,161.05	0.00%
Department: 0100 - 0100 Total:	0.00	0.00	23.91	4,161.05	4,161.05	0.00%
Department: 0610 - 0610						
Expense	0.00	0.00	6,384.90	6,384.90	-6,384.90	0.00%
Department: 0610 - 0610 Total:	0.00	0.00	6,384.90	6,384.90	-6,384.90	0.00%
Fund: 0031 - Election Services Contract Surplus (Deficit):	0.00	0.00	-6,360.99	-2,223.85	-2,223.85	0.00%
Fund: 0045 - LEOSE Account						
Department: 0100 - 0100						
Revenue	0.00	0.00	214.34	552.10	552.10	0.00%
Department: 0100 - 0100 Total:	0.00	0.00	214.34	552.10	552.10	0.00%
Department: 0551 - CONSTABLE, PRECINCT 1						
Revenue	0.00	0.00	1,462.21	1,462.21	1,462.21	0.00%
Expense	0.00	0.00	660.29	0.00	0.00	0.00%
Department: 0551 - CONSTABLE, PRECINCT 1 Surplus (Deficit):	0.00	0.00	801.92	1,462.21	1,462.21	0.00%
Department: 0552 - CONSTABLE, PRECINCT 2						
Revenue	0.00	0.00	660.29	660.29	660.29	0.00%
Expense	0.00	0.00	660.29	0.00	0.00	0.00%
Department: 0552 - CONSTABLE, PRECINCT 2 Surplus (Deficit):	0.00	0.00	0.00	660.29	660.29	0.00%
Department: 0553 - CONSTABLE, PRECINCT 3						
Revenue	0.00	0.00	660.29	660.29	660.29	0.00%
Expense	0.00	0.00	660.29	0.00	0.00	0.00%
Department: 0553 - CONSTABLE, PRECINCT 3 Surplus (Deficit):	0.00	0.00	0.00	660.29	660.29	0.00%



**MINUTES OF THE COLORADO COUNTY**  
**COMMISSIONER'S COURT REGULAR MEETING**  
**April 28, 2025**

**Budget Detail Report**

For Fiscal: FY 2025 Period Ending: 03/31/2025

Account Typ...	Original Total Budget	Current Total Budget	Period Activity	Fiscal Activity	Variance Favorable (Unfavorable)	Percent Used
<b>Department: 0554 - CONSTABLE, PRECINCT 4</b>						
Revenue	0.00	0.00	1,462.21	1,462.21	1,462.21	0.00%
Expense	0.00	0.00	660.29	0.00	0.00	0.00%
Department: 0554 - CONSTABLE, PRECINCT 4 Surplus (Deficit):	0.00	0.00	801.92	1,462.21	1,462.21	0.00%
<b>Department: 0560 - COUNTY SHERIFF</b>						
Revenue	0.00	0.00	7,649.98	7,649.98	7,649.98	0.00%
Expense	0.00	0.00	3,439.17	0.00	0.00	0.00%
Department: 0560 - COUNTY SHERIFF Surplus (Deficit):	0.00	0.00	4,210.81	7,649.98	7,649.98	0.00%
Fund: 0045 - LEOSE Account Surplus (Deficit):	0.00	0.00	6,028.99	12,447.66	12,447.66	0.00%
<b>Fund: 0050 - Security Fund</b>						
<b>Department: 0100 - 0100</b>						
Revenue	96,500.00	96,500.00	2,331.86	4,251.03	-92,248.97	4.41%
Department: 0100 - 0100 Total:	96,500.00	96,500.00	2,331.86	4,251.03	-92,248.97	4.41%
<b>Department: 0476 - JP SECURITY</b>						
Expense	11,400.00	11,400.00	1,203.05	1,742.72	9,657.28	15.29%
Department: 0476 - JP SECURITY Total:	11,400.00	11,400.00	1,203.05	1,742.72	9,657.28	15.29%
<b>Department: 0477 - COURTHOUSE SECURITY</b>						
Expense	101,400.00	101,400.00	3,604.77	10,093.63	91,306.37	9.95%
Department: 0477 - COURTHOUSE SECURITY Total:	101,400.00	101,400.00	3,604.77	10,093.63	91,306.37	9.95%
Fund: 0050 - Security Fund Surplus (Deficit):	-16,300.00	-16,300.00	-2,475.96	-7,585.32	8,714.68	46.54%
<b>Fund: 0055 - Law Library</b>						
<b>Department: 0100 - 0100</b>						
Revenue	12,500.00	12,500.00	420.00	1,365.00	-11,135.00	10.92%
Department: 0100 - 0100 Total:	12,500.00	12,500.00	420.00	1,365.00	-11,135.00	10.92%
<b>Department: 0650 - 0650</b>						
Expense	10,000.00	10,000.00	166.32	332.64	9,667.36	3.33%
Department: 0650 - 0650 Total:	10,000.00	10,000.00	166.32	332.64	9,667.36	3.33%
Fund: 0055 - Law Library Surplus (Deficit):	2,500.00	2,500.00	253.68	1,032.36	-1,467.64	42.29%
<b>Fund: 0060 - Justice Court Tech</b>						
<b>Department: 0100 - 0100</b>						
Revenue	10,000.00	10,000.00	643.65	1,627.06	-8,372.94	16.27%
Department: 0100 - 0100 Total:	10,000.00	10,000.00	643.65	1,627.06	-8,372.94	16.27%
<b>Department: 0615 - 0615</b>						
Expense	11,500.00	11,500.00	2,227.88	2,227.88	9,272.12	19.37%
Department: 0615 - 0615 Total:	11,500.00	11,500.00	2,227.88	2,227.88	9,272.12	19.37%
Fund: 0060 - Justice Court Tech Surplus (Deficit):	-1,500.00	-1,500.00	-1,584.23	-600.82	899.18	40.05%
<b>Fund: 0062 - Co &amp; District Court Tech</b>						
<b>Department: 0100 - 0100</b>						
Revenue	5,000.00	5,000.00	227.01	576.82	-4,423.18	11.54%
Department: 0100 - 0100 Total:	5,000.00	5,000.00	227.01	576.82	-4,423.18	11.54%
<b>Department: 0620 - 0620</b>						
Expense	5,600.00	5,600.00	0.00	0.00	5,600.00	0.00%
Department: 0620 - 0620 Total:	5,600.00	5,600.00	0.00	0.00	5,600.00	0.00%
Fund: 0062 - Co & District Court Tech Surplus (Deficit):	-600.00	-600.00	227.01	576.82	1,176.82	-96.14%
<b>Fund: 0065 - Historical Commission</b>						
<b>Department: 0100 - 0100</b>						
Revenue	0.00	0.00	115.00	115.00	115.00	0.00%
Department: 0100 - 0100 Total:	0.00	0.00	115.00	115.00	115.00	0.00%
Fund: 0065 - Historical Commission Total:	0.00	0.00	115.00	115.00	115.00	0.00%
<b>Fund: 0075 - Debt Service</b>						
<b>Department: 0100 - 0100</b>						
Revenue	620,257.00	620,257.00	19,324.84	604,505.90	-15,751.10	97.46%

MINUTES OF THE COLORADO COUNTY  
COMMISSIONER’S COURT REGULAR MEETING  
April 28, 2025

Budget Detail Report		For Fiscal: FY 2025 Period Ending: 03/31/2025					
Account Typ...		Original Total Budget	Current Total Budget	Period Activity	Fiscal Activity	Variance Favorable (Unfavorable)	Percent Used
	Department: 0100 - 0100 Total:	620,257.00	620,257.00	19,324.84	604,505.90	-15,751.10	97.46%
Department: 0750 - 0750 Expense		465,768.00	465,768.00	0.00	31,034.48	434,733.52	6.66%
	Department: 0750 - 0750 Total:	465,768.00	465,768.00	0.00	31,034.48	434,733.52	6.66%
Department: 0755 - 0755 Expense		154,350.00	154,350.00	0.00	0.00	154,350.00	0.00%
	Department: 0755 - 0755 Total:	154,350.00	154,350.00	0.00	0.00	154,350.00	0.00%
	Fund: 0075 - Debt Service Surplus (Deficit):	139.00	139.00	19,324.84	573,471.42	573,332.42	12,569.37%
Fund: 0080 - Hot Check Department: 0475 - COUNTY ATTORNEY Expense		0.00	0.00	66.25	330.02	-330.02	0.00%
	Department: 0475 - COUNTY ATTORNEY Total:	0.00	0.00	66.25	330.02	-330.02	0.00%
	Fund: 0080 - Hot Check Total:	0.00	0.00	66.25	330.02	-330.02	0.00%
Fund: 0085 - Cty Atty State Supplement Department: 0000 - 0000 Revenue		0.00	0.00	0.00	612.72	612.72	0.00%
	Department: 0000 - 0000 Total:	0.00	0.00	0.00	612.72	612.72	0.00%
Department: 0100 - 0100 Revenue		0.00	0.00	0.00	9,166.67	9,166.67	0.00%
	Department: 0100 - 0100 Total:	0.00	0.00	0.00	9,166.67	9,166.67	0.00%
Department: 0475 - COUNTY ATTORNEY Expense		0.00	0.00	2,559.99	7,685.04	-7,685.04	0.00%
	Department: 0475 - COUNTY ATTORNEY Total:	0.00	0.00	2,559.99	7,685.04	-7,685.04	0.00%
	Fund: 0085 - Cty Atty State Supplement Surplus (Deficit):	0.00	0.00	-2,559.99	2,094.35	2,094.35	0.00%
	Report Surplus (Deficit):	-1,556,437.00	-1,556,437.00	-1,329,859.07	10,687,590.26	12,244,027.26	-686.67%

MINUTES OF THE COLORADO COUNTY  
COMMISSIONER’S COURT REGULAR MEETING  
April 28, 2025

Budget Detail Report

For Fiscal: FY 2025 Period Ending: 03/31/2025

Fund Summary

Fund	Original Total Budget	Current Total Budget	Period Activity	Fiscal Activity	Variance Favorable (Unfavorable)
0010 - County Attorney Forfeiture	-215,000.00	-215,000.00	479.37	23,992.88	238,992.88
0011 - County Attorney Seizure	0.00	0.00	113.21	734.53	734.53
0012 - General Fund	-1,420,000.00	-1,420,000.00	-1,159,553.87	7,267,596.83	8,687,596.83
0013 - Records Preservation	11,300.00	11,300.00	11,319.81	25,468.35	14,168.35
0014 - Airport	14,261.00	14,261.00	9,447.77	15,184.56	923.56
0015 - Sheriff's Forfeiture	0.00	0.00	43.43	2,076.42	2,076.42
0016 - America Rescue Plan	0.00	0.00	-149,134.64	-1,010,206.71	-1,010,206.71
0017 - Colorado County Fairground	-15,340.00	-15,340.00	-280.29	-1,867.95	13,472.05
0018 - Colorado County Communi	0.00	0.00	-45,776.42	27,255.27	27,255.27
0021 - Road & Bridge Pct 1	101,934.00	101,934.00	-8,872.17	903,035.36	801,101.36
0022 - Road & Bridge Pct 2	-72,071.00	-72,071.00	3,930.25	964,167.66	1,036,238.66
0023 - Road & Bridge Pct 3	84,548.00	84,548.00	10,190.59	1,154,835.77	1,070,287.77
0024 - Road & Bridge Pct 4	-30,308.00	-30,308.00	-14,668.21	736,320.27	766,628.27
0031 - Election Services Contract	0.00	0.00	-6,360.99	-2,223.85	-2,223.85
0045 - LEOSE Account	0.00	0.00	6,028.99	12,447.08	12,447.08
0050 - Security Fund	-16,300.00	-16,300.00	-2,475.96	-7,585.32	8,714.68
0055 - Law Library	2,500.00	2,500.00	253.68	1,032.36	-1,467.64
0060 - Justice Court Tech	-1,500.00	-1,500.00	-1,584.23	-600.82	899.18
0062 - Co & District Court Tech	-600.00	-600.00	227.01	576.82	1,176.82
0065 - Historical Commission	0.00	0.00	115.00	115.00	115.00
0075 - Debt Service	139.00	139.00	19,324.84	573,471.42	573,332.42
0080 - Hot Check	0.00	0.00	-66.25	-330.02	-330.02
0085 - Cty Atty State Supplement	0.00	0.00	-2,559.99	2,094.35	2,094.35
Report Surplus (Deficit):	-1,556,437.00	-1,556,437.00	-1,329,859.07	10,687,590.26	12,244,027.26



**MINUTES OF THE COLORADO COUNTY  
COMMISSIONER'S COURT REGULAR MEETING  
April 28, 2025**

# Section 3

**MINUTES OF THE COLORADO COUNTY**  
**COMMISSIONER’S COURT REGULAR MEETING**  
**April 28, 2025**

**Colorado County, Texas**  
**Statement of Indebtedness**  
**Certificates of Obligation**  
**as of March 31, 2025**

Series 2012  
Courthouse Restoration  
Issue Date: June 19, 2012

Maturity Date	Coupon Rate	Principal	Interest	Annual Debt Service Requirement	Principal Balance
				\$ -	\$ 150,000
8/15/2025	2.40%	\$ 150,000	\$ 1,800	\$ 151,800	\$ -

Years 2026 through 2031 included in Series 2019 Refunding Bonds

Series 2019 - Refunding Bonds  
Courthouse Renovations & Annex Construction  
Issue Date: December 30, 2019

Maturity Date	Coupon Rate	Principal	Interest	Annual Debt Service Requirement	Principal Balance
					\$ 2,725,000
8/15/2025	2.23%	\$ 405,000	\$ 29,733.50	\$ 434,733.50	\$ 2,320,000
8/15/2026	2.23%	\$ 585,000	\$ 51,736.00	\$ 636,736.00	\$ 1,735,000
8/15/2027	2.23%	\$ 595,000	\$ 38,690.50	\$ 633,690.50	\$ 1,140,000
8/15/2028	2.23%	\$ 600,000	\$ 25,422.00	\$ 625,422.00	\$ 540,000
8/15/2029	2.23%	\$ 180,000	\$ 12,042.00	\$ 192,042.00	\$ 360,000
8/15/2030	2.23%	\$ 180,000	\$ 8,028.00	\$ 188,028.00	\$ 180,000
8/15/2031	2.23%	\$ 180,000	\$ 4,014.00	\$ 184,014.00	\$ -

2025 Payments through March, 2025

	Principal	Interest
Series 2012	\$ -	\$ -
Series 2019	\$ -	\$ 31,034.48

**MINUTES OF THE COLORADO COUNTY  
COMMISSIONER'S COURT REGULAR MEETING  
April 28, 2025**

# Section 4



MINUTES OF THE COLORADO COUNTY  
COMMISSIONER'S COURT REGULAR MEETING  
April 28, 2025



Colorado County, TX

Pending Expense Approval Report

By Fund

APPKT01252;APPKT01254;APPKT01255;APPKT01260;APPKT01262;APPKT01263

Vendor Name	Payable Number	Account Name	Account Number	Description (Item)	Amount
Fund: 0010 - County Attorney Forfeiture					
Department: 0475 - COUNTY ATTORNEY					
Rob Freyer	CR-23-161	TRAVEL EXPENSES	0010-0475-00-62000	Reimbursement mileage CR-2	426.79
Rob Freyer	CR-23-161	TRAVEL EXPENSES	0010-0475-00-62000	Reimbursement meals CR-23-	75.00
Department 0475 - COUNTY ATTORNEY Total:					501.79
Fund 0010 - County Attorney Forfeiture Total:					501.79
Fund: 0012 - General Fund					
Department: 0000 - 0000					
State Comptroller	2025 Q1 Criminal Fees	STATE - EMS/TRAUMA FUND	0012-0000-00-24180	2025 Q1 Criminal Fees - EMS	641.62
State Comptroller	2025 Q1 Criminal Fees	STATE - CONSOLIDATED COUR	0012-0000-00-24190	2025 Q1 Criminal Fees - Cons	38,605.65
State Comptroller	2025 Q1 Criminal Fees	STATE - COURT COSTS PRIOR T	0012-0000-00-24195	2025 Q1 CCC 09-01-91-12-31-	4,200.29
State Comptroller	2025 Q1 Criminal Fees	STATE - TRAFFIC FEES	0012-0000-00-24200	2025 Q1 Criminal Fees - State	21,724.04
State Comptroller	2025 Q1 Criminal Fees	STATE - TRAFFIC FEES	0012-0000-00-24200	2025 Q1 Criminal Fees - State	1,742.81
State Comptroller	2025 Q1 Criminal Fees	STATE - ARREST FEES	0012-0000-00-24210	2025 Q1 Criminal Fees - Arres	2,125.04
State Comptroller	2025 Q1 Criminal Fees	STATE - JUDICIAL SUPPORT DC	0012-0000-00-24220	2025 Q1 Criminal Fees - Judci	644.29
State Comptroller	2025 Q1 Criminal Fees	STATE - WARRANT FEES	0012-0000-00-24280	2025 Q1 Criminal Fees - Warr	400.00
State Comptroller	2025 Q1 Criminal Fees	STATE - MOVING VIOLATIONS	0012-0000-00-24290	2025 Q1 Criminal Fees - Mov	115.95
State Comptroller	2025 Q1 Criminal Fees	STATE - TIME PAYMENTS	0012-0000-00-24370	2025 Q1 Criminal Fees - Time	263.54
State Comptroller	2025 Q1 Criminal Fees	STATE - TRUANCY PREV	0012-0000-00-24480	2025 Q1 Criminal Fees - Truan	1,863.07
State Comptroller	2025 Q1 Criminal Fees	STATE - BAIL BOND FEES	0012-0000-00-24530	2025 Q1 Criminal Fees - Bail B	1,026.00
State Comptroller	2025 Q1 Criminal Fees	STATE - OMNI/FTA FEES	0012-0000-00-24770	2025 Q1 Criminal Fees - FTA F	2,680.82
State Comptroller	2025 Q1 Civil & Criminal Fees	STATE - CRIMINAL E-FILING FE	0012-0000-00-24430	2025 Q1 Criminal E-Filing Fees	97.90
State Comptroller	2025 Q1 Civil Fees	STATE - CIVIL FILING FEES - SB	0012-0000-00-24250	2025 Q1 Civil Fees - Justice Co	1,716.00
State Comptroller	2025 Q1 Civil Fees	STATE - INDIGENT DEFENSE	0012-0000-00-24270	2025 Q1 Civil Fees Dist. Ct Ind	40.00
State Comptroller	2025 Q1 Civil Fees	STATE - INDIGENT DEFENSE	0012-0000-00-24270	2025 Q1 Civil Fees Justice Ct I	198.62
State Comptroller	2025 Q1 Civil Fees	STATE - DISPUTE RESOLUTION	0012-0000-00-24360	2025 Q1 Civil Fees - Cty Dispu	1,125.00
State Comptroller	2025 Q1 Civil Fees	STATE - BIRTH CERTIFICATE FE	0012-0000-00-24390	2025 Q1 Civil Fees - Birth Cer	486.00
State Comptroller	2025 Q1 Civil Fees	STATE - CIVIL FEES	0012-0000-00-24450	2025 Q1 Civil Fees - Const Co	666.00
State Comptroller	2025 Q1 Civil Fees	STATE - CIVIL FEES	0012-0000-00-24450	2025 Q1 Civil Fees - Dist Crt -	3,063.99
State Comptroller	2025 Q1 Civil Fees	STATE - CIVIL JUDICIAL CRT TR	0012-0000-00-24500	2025 Q1 Civil Fees - Judicial &	20.00
State Comptroller	2025 Q1 Civil Fees	STATE - MARRIAGE LICENSE	0012-0000-00-24700	2025 Q1 Civil Fees - Marriage	990.00
State Comptroller	2025 Q1 Civil Fees	STATE - INFORMAL MARRIAGE	0012-0000-00-24701	2025 Q1 Civil Fees- Marriage	12.50
State Comptroller	2025 Q1 Specialty Ct	STATE - DRUG COURT COSTS	0012-0000-00-24170	2025 Q1 Specialty Court Progr	67.33
Department 0000 - 0000 Total:					84,516.46
Department: 0400 - COUNTY JUDGE					
Prestige Office Products, LLC	133091	SUPPLIES/EQUIPMENT UNDE	0012-0400-00-62640	County Judge office supplies	59.77
GreatAmerica Financial Svcs	38997004	COPIER USAGE EXPENSE	0012-0400-00-62400	Cty Judge Toshiba eStudio 251	150.00
AT&T Mobility	826401607X04192025	COMMUNICATIONS EXPENSE	0012-0400-00-61000	Cellular service County Judge	40.16
Department 0400 - COUNTY JUDGE Total:					249.93
Department: 0401 - COMMISSIONER'S COURT					
Crain, Caton & James, PC	1283552	OUTSIDE LEGAL SERVICES	0012-0401-00-66531	Services Rendered Remediati	8,949.31
Crain, Caton & James, PC	1283572	OUTSIDE LEGAL SERVICES	0012-0401-00-66531	Services Rendered Inland Envi	84,073.72
Department 0401 - COMMISSIONER'S COURT Total:					93,023.03
Department: 0402 - 0402					
Amazon Capital Services	1JH9-H4PX-J1QX	SUPPLIES/EQUIPMENT UNDE	0012-0402-00-62640	Grant Writer keyboard	34.99
Amazon Capital Services	1XWY-DT4P-T3TV	SUPPLIES/EQUIPMENT UNDE	0012-0402-00-62640	Grant Writer Dell Monitor	275.45
Amazon Capital Services	1RDL-7FWD-CQWG	SUPPLIES/EQUIPMENT UNDE	0012-0402-00-62640	Grant Writer Office Supplies	76.68
Department 0402 - 0402 Total:					387.12
Department: 0403 - COUNTY CLERK					
Southwest Filing & Storage	16247	SUPPLIES/EQUIPMENT UNDE	0012-0403-00-62640	County Clerk Case binders	1,083.96
Department 0403 - COUNTY CLERK Total:					1,083.96

# MINUTES OF THE COLORADO COUNTY

## COMMISSIONER'S COURT REGULAR MEETING

### April 28, 2025

Pending Expense Approval Report			Packet: APPKT01252;APPKT01254;APPKT01255;APPKT01260;APPKT01262;APPKT01263		
Vendor Name	Payable Number	Account Name	Account Number	Description (Item)	Amount
<b>Department: 0410 - ELECTIONS</b>					
Amazon Capital Services	19MM-NHXT-KKY6	OFFICE SUPPLIES - ADMIN	0012-0410-00-62600	Elections Office Supplies	207.32
Amazon Capital Services	1G1T-FCD1-J9RP	OFFICE SUPPLIES - ADMIN	0012-0410-00-62600	Elections Leather Tags x30	25.19
Macquarie Equipment Capital	233985-135-250512	COPIER LEASE EXPENSE	0012-0410-00-61100	Elections	404.33
Amazon Capital Services	1NT7-G1P3-LPPC	OFFICE SUPPLIES - ADMIN	0012-0410-00-62600	Elections Leather Tags	16.89
Apple Lumber	2504-130140	VOTING SUPPLIES/PRINTING	0012-0410-00-62605	Elections batteries for voting	9.30
<b>Department 0410 - ELECTIONS Total:</b>					<b>663.03</b>
<b>Department: 0433 - 25TH JUDICIAL DISTRICT</b>					
D'Lois L. Jones	DJ-791b	COURT REPORTERS EXPENSE	0012-0433-00-62664	CR-23-168 Transcript Copy	91.52
<b>Department 0433 - 25TH JUDICIAL DISTRICT Total:</b>					<b>91.52</b>
<b>Department: 0435 - DISTRICT COURT</b>					
BCC Languages LLC	250270	INTERPRETORS	0012-0435-00-66530	District Court Interpreter (2nd	902.00
South Texas Forensic Psycholo	4.21.25	PROF SVCS-NON SPECIFIED	0012-0435-00-66542	Competency Evaluation- Etha	800.00
Rapid Financial Solutions	4.25.25	JUROR EXPENSE	0012-0435-00-62662	District Court Juror payments	1,840.00
<b>Department 0435 - DISTRICT COURT Total:</b>					<b>3,542.00</b>
<b>Department: 0450 - DISTRICT CLERK</b>					
Amazon Capital Services	1XMC-RQWY-LNMP	SUPPLIES/EQUIPMENT UNDE	0012-0450-00-62640	District Clerk wireless mouse	12.99
<b>Department 0450 - DISTRICT CLERK Total:</b>					<b>12.99</b>
<b>Department: 0451 - JUSTICE OF THE PEACE #1</b>					
Prestige Office Products, LLC	133110	SUPPLIES/EQUIPMENT UNDE	0012-0451-00-62640	JP1 Office Supplies	82.62
Texas Justice Court Training C	16311	CONFERENCES/SEMINARS/DU	0012-0451-00-61700	JP1 Legislative update confere	50.00
Macquarie Equipment Capital	233985-135-250512	COPIER LEASE EXPENSE	0012-0451-00-61100	JP1	404.33
<b>Department 0451 - JUSTICE OF THE PEACE #1 Total:</b>					<b>536.95</b>
<b>Department: 0452 - JUSTICE OF THE PEACE #2</b>					
Boe Reeves	4.15.25	TRAVEL EXPENSES	0012-0452-00-62000	April 2025 mileage	58.80
Macquarie Equipment Capital	233985-135-250512	COPIER LEASE EXPENSE	0012-0452-00-61100	JP2	404.33
<b>Department 0452 - JUSTICE OF THE PEACE #2 Total:</b>					<b>463.13</b>
<b>Department: 0453 - JUSTICE OF THE PEACE #3</b>					
Macquarie Equipment Capital	233985-135-250512	COPIER LEASE EXPENSE	0012-0453-00-61100	JP3	404.33
<b>Department 0453 - JUSTICE OF THE PEACE #3 Total:</b>					<b>404.33</b>
<b>Department: 0454 - JUSTICE OF THE PEACE #4</b>					
Double C Pest Control	23310	PEST CONTROL	0012-0454-00-63205	JP4 Bi-Monthly Pest Control	40.00
Prestige Office Products, LLC	133072	SUPPLIES/EQUIPMENT UNDE	0012-0454-00-62640	JP4 Office Supplies	142.62
Charter Communications	184891501041425	COMMUNICATIONS EXPENSE	0012-0454-00-61000	JP4 Phone Internet	180.53
Amazon Capital Services	1F6V-MM9T-H41P	SUPPLIES/EQUIPMENT UNDE	0012-0454-00-62640	JP4 Office Supplies	110.35
Macquarie Equipment Capital	308515	SUPPLIES/EQUIPMENT UNDE	0012-0454-00-62640	JP4 Copier Lease 4.13.25-5.12	99.00
<b>Department 0454 - JUSTICE OF THE PEACE #4 Total:</b>					<b>572.50</b>
<b>Department: 0475 - COUNTY ATTORNEY</b>					
ODP Business Solutions	418600254001	CO/DIST ATTY OFFICE EXPENS	0012-0475-00-69012	County Attny USB drives	469.13
ODP Business Solutions	418600522001	CO/DIST ATTY OFFICE EXPENS	0012-0475-00-69012	County Attny USB drives	40.69
ODP Business Solutions	418600523001	CO/DIST ATTY OFFICE EXPENS	0012-0475-00-69012	County Attny USB drives	45.49
ODP Business Solutions	418600524001	CO/DIST ATTY OFFICE EXPENS	0012-0475-00-69012	County Attny Bubble Mailer	41.98
Beth Mayfield	4.11.25	CO/DIST ATTY OFFICE EXPENS	0012-0475-00-69012	County Attny Reimbursement	19.36
AT&T Mobility	826401607X04192025	CO/DIST ATTY OFFICE EXPENS	0012-0475-00-69012	Cellular service County Attny	215.15
Macquarie Equipment Capital	233985-135-250512	CO/DIST ATTY OFFICE EXPENS	0012-0475-00-69012	Cty Attorney (2)	907.70
ODP Business Solutions	421423858001	CO/DIST ATTY OFFICE EXPENS	0012-0475-00-69012	County Attny Office Chair	373.39
<b>Department 0475 - COUNTY ATTORNEY Total:</b>					<b>2,112.89</b>
<b>Department: 0495 - COUNTY AUDITOR</b>					
Macquarie Equipment Capital	233985-135-250512	COPIER LEASE EXPENSE	0012-0495-00-61100	Auditor	404.33
Cheri Tello	4.25.25	SUPPLIES/EQUIPMENT UNDE	0012-0495-00-62640	Auditor travel time & attenda	22.54
<b>Department 0495 - COUNTY AUDITOR Total:</b>					<b>426.87</b>
<b>Department: 0497 - COUNTY TREASURER</b>					
Joyce Guthmann	4.25.25	TRAVEL EXPENSES	0012-0497-00-62000	Treasurer Conference Reimbu	131.60
Joyce Guthmann	4.25.25	TRAVEL EXPENSES	0012-0497-00-62000	Treasurer Conference Reimbu	105.00
<b>Department 0497 - COUNTY TREASURER Total:</b>					<b>236.60</b>
<b>Department: 0499 - TAX ASSESSOR-COLLECTOR</b>					
Amazon Capital Services	1KFM-N47G-LGF1	SUPPLIES/EQUIPMENT UNDE	0012-0499-00-62640	TAC Wall file organizer	35.57



MINUTES OF THE COLORADO COUNTY  
COMMISSIONER'S COURT REGULAR MEETING  
April 28, 2025

Pending Expense Approval Report			Packet: APPKT01252;APPKT01254;APPKT01255;APPKT01260;APPKT01262;APPKT01263		
Vendor Name	Payable Number	Account Name	Account Number	Description (Item)	Amount
Macquarie Equipment Capital	233985-135-250512	COPIER LEASE EXPENSE	0012-0499-00-61100	TAC	404.33
Department 0499 - TAX ASSESSOR-COLLECTOR Total:					439.90
Department: 0510 - COURTHOUSE BLDG					
Gulf Coast Paper Co., Inc.	2640967	MISCELLANEOUS SUPPLIES	0012-0510-00-62690	Paper products	144.28
Securetech Systems, Inc.	9355	REPAIRS TO BLDGS - CH/Anne	0012-0510-00-63210	Duress Alarm service	1,956.50
Coastal Office Solutions	OE-50967-1	MISCELLANEOUS SUPPLIES	0012-0510-00-62690	Paper products	125.40
Coastal Office Solutions	OE-50967-1	CLEANING SUPPLIES	0012-0510-00-63200	Cleaning products	585.44
Firepot Media	234	TECHNOLOGY UPGRADES	0012-0510-00-66320	Courtroom new sound system	13,465.44
San Bernard Electric Coop, Inc	April #3465300	UTILITIES - CH/Annex	0012-0510-00-63000	Tower Electricity	44.00
Coastal Office Solutions	OE-50967-2	MISCELLANEOUS SUPPLIES	0012-0510-00-62690	Paper products	83.56
Department 0510 - COURTHOUSE BLDG Total:					16,404.62
Department: 0515 - PARKS & RECREATION					
Amazon Capital Services	1G1T-FCD1-9XX6	MAINTENANCE	0012-0515-00-63410	Beason's Park Restroom Suppl	135.32
A L & M Building Supply	588815	MAINTENANCE	0012-0515-00-63410	Beason's trash bags	6.29
A L & M Building Supply	589190	MAINTENANCE	0012-0515-00-63410	Beason's trash bags	18.99
Department 0515 - PARKS & RECREATION Total:					160.60
Department: 0525 - SEPTIC SYSTEM/FLOOD PLAIN					
D-Zee's Automotive	38251	SUPPLIES/EQUIPMENT UNDE	0012-0525-00-62640	OSSF vehicle repairs	147.00
Department 0525 - SEPTIC SYSTEM/FLOOD PLAIN Total:					147.00
Department: 0530 - EMERGENCY MANAGEMENT					
Voceon	484000095-1	EQUIPMENT OVER \$500	0012-0530-00-70500	OEM Dash KCH-19 Mobile	3,250.00
Voceon	519000068-1	EQUIPMENT OVER \$500	0012-0530-00-70500	OEM 22" touch screen monito	2,253.00
AT&T Mobility	826401607X04192025	COMMUNICATIONS EXPENSE	0012-0530-00-61000	Cellular service Chuck Rogers	57.36
Langford Community Mgmt S	6204	STATE HOMELAND SECURITY	0012-0530-00-69074	Contract#22-130-014-D794 Pl	11,310.00
Department 0530 - EMERGENCY MANAGEMENT Total:					16,870.36
Department: 0540 - EMS					
Amazon Capital Services	1C1Y-6X49-JCWD	SUPPLIES/EQUIPMENT UNDE	0012-0540-20-62640	EMS wall sign holders	93.27
Amazon Capital Services	1J14-VCPD-6RLQ	SUPPLIES/EQUIPMENT UNDE	0012-0540-20-62640	EMS Paper	19.98
Amazon Capital Services	1M4F-VX7V-793K	SUPPLIES/EQUIPMENT UNDE	0012-0540-20-62640	EMS Foam sheets	28.98
Amazon Capital Services	1M6J-FKGT-39MK	SUPPLIES/EQUIPMENT UNDE	0012-0540-20-62640	EMS Supplies	15.18
Amazon Capital Services	1RMG-W94C-QCKK	SUPPLIES/EQUIPMENT UNDE	0012-0540-20-62640	EMS Wireless mouse (3)	29.64
DSS Driving Safety Services, LL	25-1495899	DRUG & ALCOHOL TESTING	0012-0540-25-66515	EMS random drug testing Alex	90.00
Gulf Coast Paper Co., Inc.	2640968	SUPPLIES/EQUIPMENT UNDE	0012-0540-20-62640	EMS Supplies	348.70
D-Zee's Automotive	38211	REPAIRS OF EQUIP/VEHICLES	0012-0540-24-63300	EMS Vehicle engine repair LP#	231.00
Columbus Tire Center	47268	BATTERIES, TIRES & TUBES	0012-0540-24-63305	EMS Tires x6 LP#1S68520	1,164.90
FireStationFurniture.com	8253	EQUIPMENT OVER \$500	0012-0540-20-70500	EMS 3-Seat Furniture (2)	8,056.86
Bound Tree Medical, LLC	85725663	AMBULANCE SUPPLIES	0012-0540-20-62612	Ambulance Supplies	962.23
Tri-County Petroleum, Inc - E	120192	FUEL & OIL	0012-0540-20-62670	EMS Fuel- Gas	1,024.44
Tri-County Petroleum, Inc - E	120192	FUEL & OIL	0012-0540-20-62670	EMS Fuel- Clear Diesel	1,216.50
Charter Communications	184891501041425	COMMUNICATIONS EXPENSE	0012-0540-25-61000	EL EMS Phone Svc	40.00
Bound Tree Medical, LLC	85734056	AMBULANCE SUPPLIES	0012-0540-20-62612	Ambulance Supplies	1,779.82
Bound Tree Medical, LLC	85736051	AMBULANCE SUPPLIES	0012-0540-24-63300	Ambulance Supplies	287.27
Bound Tree Medical, LLC	85737728	AMBULANCE SUPPLIES	0012-0540-20-62612	Ambulance Supplies	861.81
Bound Tree Medical, LLC	85737729	AMBULANCE SUPPLIES	0012-0540-20-62612	Ambulance Supplies	348.75
Teleflex LLC	9509762927	AMBULANCE SUPPLIES	0012-0540-20-62612	EMS Ambulance Supplies	1,100.00
Macquarie Equipment Capital	233985-135-250512	COPIER LEASE EXPENSE	0012-0540-25-61100	EMS	404.33
DSS Driving Safety Services, LL	25-1495979	DRUG & ALCOHOL TESTING	0012-0540-25-66515	EMS Random Drug & Alcohol	745.00
Migl Manufacturing, LLC	333468	UNIFORMS	0012-0540-25-62100	EMS Uniforms embroidery	100.00
Migl Manufacturing, LLC	33346C	UNIFORMS	0012-0540-25-62100	EMS Uniforms embroidery	160.50
D-Zee's Automotive	38253	REPAIRS OF EQUIP/VEHICLES	0012-0540-24-63300	EMS Check engine light repair	495.00
D-Zee's Automotive	38260	BATTERIES, TIRES & TUBES	0012-0540-24-63305	EMS Battery 2015 Ram 3500	455.90
O'Reilly Auto Parts EMS	3905-226488	REPAIRS OF EQUIP/VEHICLES	0012-0540-24-63300	EMS terminals & parts	111.67
Columbus Tire Center	47454	REPAIRS OF EQUIP/VEHICLES	0012-0540-24-63300	EMS Vehicle Repairs LP#1464	4,332.53
O'Reilly Auto Parts EMS	3905-227302	REPAIRS OF EQUIP/VEHICLES	0012-0540-24-63300	EMS oil, filter & wiper fluid	87.69
A L & M Building Supply	589371	SUPPLIES/EQUIPMENT UNDE	0012-0540-20-62640	EMS Spray paint & super glue	23.47
O'Reilly Auto Parts PCT4	6123-193114	REPAIRS OF EQUIP/VEHICLES	0012-0540-24-63300	PCT4 Connector kit	10.99
Zoll Medical Corp	90094103-May	SOFTWARE/LICENSE SERVICES	0012-0540-20-64000	Case Review Subscription	478.18
Amazon Capital Services	1M1H-CNRX-DQL1	SUPPLIES/EQUIPMENT UNDE	0012-0540-20-62640	EMS sprayer bottles	13.96
Amazon Capital Services	1WXP-WY6Q-DR6D	SUPPLIES/EQUIPMENT UNDE	0012-0540-20-62640	EMS memory cards	20.88



**MINUTES OF THE COLORADO COUNTY**  
**COMMISSIONER'S COURT REGULAR MEETING**  
**April 28, 2025**

**Pending Expense Approval Report**

Packet: APPKT01252;APPKT01254;APPKT01255;APPKT01260;APPKT01262;APPKT01263

Vendor Name	Payable Number	Account Name	Account Number	Description (Item)	Amount
Gulf Coast Paper Co., Inc.	2642965	SUPPLIES/EQUIPMENT UNDE	0012-0540-20-62640	Cleaning products	174.13
Gulf Coast Paper Co., Inc.	2643070	SUPPLIES/EQUIPMENT UNDE	0012-0540-20-62640	Cleaning products	133.34
O'Reilly Auto Parts EMS	3905-227404	BATTERIES, TIRES & TUBES	0012-0540-24-63305	EMS battery core return	-56.00
O'Reilly Auto Parts EMS	3905-227406	SUPPLIES/EQUIPMENT UNDE	0012-0540-20-62640	EMS battery tester	62.99
Columbus Tire Center	47501	BATTERIES, TIRES & TUBES	0012-0540-24-63305	EMS Tires LP#1464983	509.34
				<b>Department 0540 - EMS Total:</b>	<b>25,963.23</b>

**Department: 0551 - CONSTABLE, PRECINCT 1**

Columbus Tire Center	47365	TRAVEL EXPENSE	0012-0551-00-63310	Constable 4 oil change/ tires	839.45
				<b>Department 0551 - CONSTABLE, PRECINCT 1 Total:</b>	<b>839.45</b>

**Department: 0560 - COUNTY SHERIFF**

Amazon Capital Services	169L-CJGT-YJH7	EMPLOYEE UNIFORMS	0012-0560-11-62105	Sheriff Sargent patches	109.50
Amazon Capital Services	1VDD-TGNQ-QFNQ	SUPPLIES/EQUIPMENT UNDE	0012-0560-10-62640	Dispatch thermal laminating s	29.98
B & D Graphic	554	REPAIRS OF EQUIP/VEHICLES	0012-0560-11-63300	Sheriff tint 2 cars	1,300.00
Bold Plumbing, LLC	041825-A-BT	REPAIRS TO BLDGS - Sheriff	0012-0560-14-63210	Sheriff Plumbing repair	485.15
A-Line Auto Parts	11165304	REPAIRS OF EQUIP/VEHICLES	0012-0560-11-63300	Sheriff Vehicle parts	158.70
Tri-County Petroleum, Inc - Sh	120105	FUEL & OIL	0012-0560-11-62670	Sheriff Fuel- Gas	1,694.35
Schneider Tire & Lube LLC	54520	REPAIRS OF EQUIP/VEHICLES	0012-0560-11-63300	Sheriff Oil Change LP#TFL056	58.98
CDW LLC	AD6SW6P	EQUIPMENT OVER \$500	0012-0560-10-70500	Sheriff Dell 7650	5,637.36
Macquarie Equipment Capital	233985-135-250512	911 OPERATING/DISPATCH EX	0012-0560-10-62658	Dispatch Epon WFC579R	99.00
Macquarie Equipment Capital	233985-135-250512	COPIER LEASE EXPENSE	0012-0560-14-61100	Sheriff Dept	404.33
Cavender Auto Country Chev	376637	REPAIRS OF EQUIP/VEHICLES	0012-0560-11-63300	Sheriff Oil Change LP#TMT118	83.94
Cavender Auto Country Chev	376791	REPAIRS OF EQUIP/VEHICLES	0012-0560-11-63300	Sheriff Oil Change LP#VGC714	242.33
Cavender Auto Country Chev	376906	REPAIRS OF EQUIP/VEHICLES	0012-0560-11-63300	Sheriff Oil Change LP#TMT118	83.94
O'Reilly Auto Parts CCSO	3905-226949	REPAIRS OF EQUIP/VEHICLES	0012-0560-11-63300	Sheriff wiper blades	5.99
GT Distributors, Inc.	INV1041116	EMPLOYEE UNIFORMS	0012-0560-11-62105	Sheriff badges	234.07
GT Distributors, Inc.	INV1041748	EMPLOYEE UNIFORMS	0012-0560-11-62105	Sheriff Uniforms	592.45
GT Distributors, Inc.	UNIV0068840	EMPLOYEE UNIFORMS	0012-0560-11-62105	Sheriff Uniforms	71.99
GT Distributors, Inc.	UNIV0068848	EMPLOYEE UNIFORMS	0012-0560-11-62105	Sheriff Uniforms	167.99
GT Distributors, Inc.	UNIV0069045	EMPLOYEE UNIFORMS	0012-0560-11-62105	Sheriff Uniforms	76.99
GT Distributors, Inc.	UNIV0069221	EMPLOYEE UNIFORMS	0012-0560-11-62105	Sheriff Uniforms	76.99
GT Distributors, Inc.	UNIV0069313	EMPLOYEE UNIFORMS	0012-0560-11-62105	Sheriff Uniforms	143.98
Safelite Fulfillment LLC	03699-000367	REPAIRS OF EQUIP/VEHICLES	0012-0560-11-63300	Sheriff Windshield LP#156852	639.79
Tri-County Petroleum, Inc - Sh	120201	FUEL & OIL	0012-0560-11-62670	Sheriff Fuel	2,189.70
Tri-County Petroleum, Inc - Sh	120282	FUEL & OIL	0012-0560-11-62670	Sheriff Fuel	2,074.85
Amazon Capital Services	1WN3-1QFT-MHY3	SUPPLIES/EQUIPMENT UNDE	0012-0560-11-62640	Sheriff Office Supplies	20.10
International Association for P	219250	SCHOOLS FOR DEPUTIES/DISP	0012-0560-14-61810	Sheriff Property & Evidence Cl	425.00
Johnny's Sport Shop	2-84556	SB22 LEO GRANT EXPENDITU	0012-0560-00-69068	Sheriff gun slings (30)	2,580.00
O'Reilly Auto Parts CCSO	3905-227186	REPAIRS OF EQUIP/VEHICLES	0012-0560-11-63300	Sheriff Battery	458.72
Wyatt Schoppe	4.23.25	FUEL & OIL	0012-0560-11-62670	Sheriff Reimbursement Fuel	45.62
SAS Accessories & Installation	545	SUPPLIES/EQUIPMENT UNDE	0012-0560-11-62640	Sheriff SD card on Whelen	150.00
Axon Enterprises Inc.	INUS340442	SUPPLIES/EQUIPMENT UNDE	0012-0560-11-62640	Sheriff Taser battery packs (4)	850.60
O'Reilly Auto Parts CCSO	3905-227247	BATTERIES, TIRES & TUBES	0012-0560-11-63305	Sheriff Battery core return	-44.00
O'Reilly Auto Parts CCSO	3905-227260	SUPPLIES/EQUIPMENT UNDE	0012-0560-11-62640	Sheriff cargo straps	32.99
Schneider Tire & Lube LLC	54592	REPAIRS OF EQUIP/VEHICLES	0012-0560-11-63300	Sheriff Oil Change & tire rotat	114.96
				<b>Department 0560 - COUNTY SHERIFF Total:</b>	<b>21,296.34</b>

**Department: 0565 - COUNTY JAIL**

Bold Plumbing, LLC	041525-A-FE	REPAIRS TO BLDGS - Jail	0012-0565-00-63210	Jail replace valve water closet	510.25
Sunbelt Laboratories	146990	CLEANING SUPPLIES	0012-0565-00-63200	Jail Laundry & Dish soap	1,618.33
Ferguson Enterprises LLC	1852904	CLEANING SUPPLIES	0012-0565-00-63200	Jail Cleaning supplies	827.21
Ferguson Enterprises LLC	1852959	CLEANING SUPPLIES	0012-0565-00-63200	Jail Cleaning supplles	129.90
Double C Pest Control	23081	PEST CONTROL	0012-0565-00-63205	Jail monthly pest control	85.00
Performance Foodservice Tem	2658962	FOOD FOR PRISONERS	0012-0565-00-65010	Inmate food	6,495.25
Rujo Hood Cleaning LLC	303001	REPAIRS TO BLDGS - Jail	0012-0565-00-63210	Jail Hood cleaning	705.88
Southern Health Partners, Inc.	HOURS1099	PRISONER MEDICAL/MEDICIN	0012-0565-00-65020	Nursing Hours Overage 2.23.2	2,795.54
Southern Health Partners, Inc.	MISC11070	PRISONER MEDICAL/MEDICIN	0012-0565-00-65020	Oct 2023 Base Provision for H	504.10
Toepperwein Air-Conditioning	17651	REPAIRS TO BLDGS - Jail	0012-0565-00-63210	Jail replace ice bins	2,530.45
Toepperwein Air-Conditioning	17662	REPAIRS TO BLDGS - Jail	0012-0565-00-63210	Jail Ice machine repair	679.98
The Pharmacy Shop of Welma	32025	PRISONER MEDICAL/MEDICIN	0012-0565-00-65020	Jail Inmate Medicine	32.00
Jesse A. Reed III	4.15.25	DRUG & ALCOHOL TESTING	0012-0565-00-66515	(4) Jail L-3 evaluations	1,000.00

MINUTES OF THE COLORADO COUNTY  
COMMISSIONER'S COURT REGULAR MEETING  
April 28, 2025

Pending Expense Approval Report			Packet: APPKT01252;APPKT01254;APPKT01255;APPKT01260;APPKT01262;APPKT01263		
Vendor Name	Payable Number	Account Name	Account Number	Description (Item)	Amount
Ferguson Enterprises LLC	1852904-1	JAIL SUPPLIES	0012-0565-00-62632	Jail hand soap	41.00
Macquarie Equipment Capital	233985-135-250512	COPIER LEASE EXPENSE	0012-0565-00-61100	Jail	404.33
GT Distributors, Inc.	UNIV0068964	JAILERS UNIFORMS	0012-0565-00-62105	Jailer Uniforms	136.83
Jesse A. Reed III	4.15.25 (2)	DRUG & ALCOHOL TESTING	0012-0565-00-66515	Sheriff L-3 evaluation Wyatt S	250.00
Department 0565 - COUNTY JAIL Total:					18,746.05
Department: 0585 - INFORMATION TECHNOLOGY					
Tyler Technologies, Inc	025-507258	SOFTWARE/LICENSE SERVICES	0012-0585-00-64000	Financial Project Managemen	550.00
Amazon Capital Services	1F6V-MM9T-1G43	SUPPLIES/EQUIP UNDER \$500	0012-0585-00-62640	IT 3.70 GHz Processor & Suppl	629.70
Amazon Capital Services	1L64-QMT3-GQTF	SUPPLIES/EQUIP UNDER \$500	0012-0585-00-62640	IT Samsung memory bundle	144.54
Department 0585 - INFORMATION TECHNOLOGY Total:					1,324.24
Department: 0640 - CONTRACT SERVICES					
Henneke Funeral Home	4.23.25	BURIAL EXPENSE	0012-0640-00-62660	Cremation expense Amanda S	3,376.00
Department 0640 - CONTRACT SERVICES Total:					3,376.00
Department: 0645 - INDIGENT HEALTHCARE					
Concord Medical Group, PLLC	4415258	MEDICAL, IHC	0012-0645-00-69052	Inmate Physician Svcs	81.24
Bryan Radiology Associates	BRA21034	MEDICAL, IHC	0012-0645-00-69052	Inmate XRays	51.06
Columbus Community Hospit	ProPatID 60075248	MEDICAL, IHC	0012-0645-00-69052	Inmate Er visit	1,431.79
Columbus Community Hospit	ProvPatID 60076847	MEDICAL, IHC	0012-0645-00-69052	IHC Inmate Er visit	576.83
Columbus Local Pharmacy	50020.53.2	MEDICINES, IHC	0012-0645-00-69054	IHC Medicine Client #50020	95.16
Columbus Local Pharmacy	50020.53.3	MEDICINES, IHC	0012-0645-00-69054	IHC Medicine Client #50020	21.32
Columbus Local Pharmacy	50020.53.4	MEDICINES, IHC	0012-0645-00-69054	IHC Medicine Client# 50020 2.	80.65
Columbus Local Pharmacy	50020.53.5	MEDICINES, IHC	0012-0645-00-69054	IHC Medicine Client# 50020 3.	80.85
Columbus Local Pharmacy	50020.53.6	MEDICINES, IHC	0012-0645-00-69054	IHC Medicine Client #50020 1.	66.00
Columbus Local Pharmacy	50020.53.7	MEDICINES, IHC	0012-0645-00-69054	IHC Medicine Client #50020	60.00
Columbus Local Pharmacy	50029.53.2	MEDICINES, IHC	0012-0645-00-69054	IHC Medicine Client#50029 11	9.34
Columbus Local Pharmacy	50050.53.1	MEDICINES, IHC	0012-0645-00-69054	IHC Medicine Client #50050 1	537.98
Columbus Local Pharmacy	50050.53.2	MEDICINES, IHC	0012-0645-00-69054	IHC Medicine Client #50050	907.42
Columbus Local Pharmacy	50050.53.3	MEDICINES, IHC	0012-0645-00-69054	IHC Medicine Client # 50050 3	850.65
Columbus Local Pharmacy	50050.53.4	MEDICINES, IHC	0012-0645-00-69054	IHC Medicine Client #50050	850.65
Columbus Local Pharmacy	50051.53.1	MEDICINES, IHC	0012-0645-00-69054	IHC Medicine Client #50051 1	49.59
Columbus Community Hospit	ProvPatID 60040859	MEDICAL, IHC	0012-0645-00-69052	Inmate Er visit	2,034.31
Department 0645 - INDIGENT HEALTHCARE Total:					7,784.84
Department: 0665 - AGRI EXTENSION SERVICE					
Laramie Kettler	1058	CONFERENCES/SEMINARS/DU	0012-0665-00-61700	Ag Ext Reimb for Conference	300.00
Prestige Office Products, LLC	133103	SUPPLIES/EQUIPMENT UNDE	0012-0665-00-62640	Ag Ext. Copy paper	202.84
Colorado County 4-H Council	4.16.25	POSTAGE	0012-0665-00-61400	Ag Ext. Reimb 5 rolls stamps	365.00
Laramie Kettler	89192447	CONFERENCES/SEMINARS/DU	0012-0665-00-61700	Ag Ext Conference Reimburse	50.00
Charter Communications	184891501041425	COMMUNICATIONS EXPENSE	0012-0665-00-61000	Internet @ Agrilife	130.67
Texas Agrilife Extension	4.16.25	POSTAGE	0012-0665-00-61400	Ag Ext. Reimb 10 rolls stamps	730.00
Macquarie Equipment Capital	233985-135-250512	COPIER LEASE EXPENSE	0012-0665-00-61100	AG Ext office	404.33
Ja'Shae Carter	4.23.25	CONFERENCES/SEMINARS/DU	0012-0665-00-61700	Ag Ext Reimbursement Spring	50.00
Department 0665 - AGRI EXTENSION SERVICE Total:					2,232.84
Department: 0695 - MISCELLANEOUS					
Caprisk Consulting Group	25041501	PROFESSIONAL SERVICES	0012-0695-00-66544	Actuarial Valuation for GASB 7	4,950.00
FP Finance Program	38997005	POSTAGE & BOX RENT	0012-0695-00-61405	Mail machine lease	177.00
Charter Communications	184891501041425	COMMUNICATIONS EXPENSE	0012-0695-00-61000	Fiber Internet @Annex	854.46
Dale E. Rerich	4.22.25	BOUNTIES	0012-0695-00-66000	Coyote bounties (19)	190.00
Weimar Mercury	Feb 2025	PUBLISHING & SUBSCRIPTION	0012-0695-00-61300	Grant Writer Job posting	43.31
Weimar Mercury	Feb 2025	PUBLISHING & SUBSCRIPTION	0012-0695-00-61300	Notice- Proposed Speed Limit	59.06
Texas Social Security Program	2025	MISCELLANEOUS EXPENSE	0012-0695-00-69900	2025 Annual Administrative F	35.00
Colorado County Citizen	21116	PUBLISHING & SUBSCRIPTION	0012-0695-00-61300	Help wanted ad for PCT3	60.00
Banner Press Newspaper, Inc.	19031	PUBLISHING & SUBSCRIPTION	0012-0695-00-61300	Legal Notice of public hearing	40.50
William Winkler	4.25.25	BOUNTIES	0012-0695-00-66000	Coyote bounties	10.00
Department 0695 - MISCELLANEOUS Total:					6,419.33
Fund 0012 - General Fund Total:					310,328.11



**MINUTES OF THE COLORADO COUNTY**  
**COMMISSIONER'S COURT REGULAR MEETING**  
**April 28, 2025**

Pending Expense Approval Report		Packet: APPKT01252;APPKT01254;APPKT01255;APPKT01260;APPKT01262;APPKT01263			
Vendor Name	Payable Number	Account Name	Account Number	Description (Item)	Amount
Fund: 0013 - Records Preservation					
Department: 0613 - RECORDS RETENTION					
Fidlar Technologies, Inc.	0801205-IN	RECORDS PRESERVATION	0013-0613-00-61205	County Clerk Property Fraud	1,500.00
Department 0613 - RECORDS RETENTION Total:					1,500.00
Fund 0013 - Records Preservation Total:					1,500.00
Fund: 0014 - Airport					
Department: 0520 - 0520					
Hoelscher Car Care Center, Inc	42	MAINTENANCE	0014-0520-00-63410	Airport tire repair	25.00
Banner Press Newspaper, Inc.	19031	MISCELLANEOUS EXPENSE	0014-0520-00-69900	Legal RWJ Airport Projects	108.00
San Bernard Electric Coop, Inc	April #1060800	UTILITIES	0014-0520-00-63000	Airport Electricity #1060800	203.59
Department 0520 - 0520 Total:					336.59
Fund 0014 - Airport Total:					336.59
Fund: 0017 - Colorado County Fairgrounds					
Department: 0170 - Fairground					
Christine Grafe	4.14.25	TRAVEL EXPENSES	0017-0170-00-62000	Jan 9 - 18, 2024 mileage	98.00
Trafco Industries Inc.	55946	MAINTENANCE	0017-0170-00-63410	PCT2 Fair sign	112.00
A L & M Building Supply	588360	MAINTENANCE	0017-0170-00-63410	Fairgrounds locks & weatherst	56.48
A L & M Building Supply	588846	MAINTENANCE	0017-0170-00-63410	Fairgrounds Plumbing Repair	35.03
Coastal Office Solutions	OE-50969-1	MAINTENANCE	0017-0170-00-63410	Fairground hand soap & air fr	108.64
Department 0170 - Fairground Total:					410.15
Fund 0017 - Colorado County Fairgrounds Total:					410.15
Fund: 0018 - Colorado County Community Development Fund					
Department: 0000 - 0000					
GLS	4393	COMMUNICATIONS TOWER	0018-0000-00-66601	Contract#24-065-079-E734 En	9,300.00
Department 0000 - 0000 Total:					9,300.00
Fund 0018 - Colorado County Community Development Fund Total:					9,300.00
Fund: 0021 - Road & Bridge Pct 1					
Department: 0621 - PCT #1					
Harry Freudenberg	April 2025	COMMUNICATIONS EXPENSE	0021-0621-00-61000	April 2025 cell phone reimb	20.00
Colorado County Tax Assessor	LP# 1400073	REPAIRS OF EQUIP/VEHICLES	0021-0621-00-63300	PCT1 Vehicle Registration LP#	7.50
Unifirst Holdings Inc.	2680094183	UNIFORMS	0021-0621-00-62100	PCT1 Uniforms	87.33
A-Line Auto Parts	11042199	HAND TOOLS & EQUIPMENT	0021-0621-00-67100	PCT1 Polesaw Ext 14" & Chain	919.79
A-Line Auto Parts	11053330	REPAIRS OF EQUIP/VEHICLES	0021-0621-00-63300	PCT2 Bar, tension gear & chai	98.70
A-Line Auto Parts	11055649	REPAIRS OF EQUIP/VEHICLES	0021-0621-00-63300	PCT1 Governor for truck 98	25.79
A-Line Auto Parts	11084085	FUEL & LUBRICANTS	0021-0621-00-62671	PCT1 Woodcutter B & C Oil	632.50
A-Line Auto Parts	11149470	FUEL & LUBRICANTS	0021-0621-00-62671	PCT1 Woodcutter B & C Oil	-605.00
Amazon Capital Services	1RJR-HKWK-HKT1	REPAIRS OF EQUIP/VEHICLES	0021-0621-00-63300	PCT1 Pedestal mount pump &	548.80
Unifirst Holdings Inc.	2680094871	UNIFORMS	0021-0621-00-62100	PCT1 Uniforms	78.02
Columbus Tire Center	47300	BATTERIES, TIRES & TUBES	0021-0621-00-63305	PCT1 Tires LP#1465026	849.00
Linde Gas & Equipment Inc.	49138644	SHOP SUPPLIES	0021-0621-00-62645	PCT1 Shop supplies	263.03
Larry's Super Service	575611	REPAIRS OF EQUIP/VEHICLES	0021-0621-00-63300	PCT1 Flat repair	38.95
A L & M Building Supply	587923	REPAIRS OF EQUIP/VEHICLES	0021-0621-00-63300	PCT1 Supplies for Patch Truck	217.05
A L & M Building Supply	588017	REPAIRS OF EQUIP/VEHICLES	0021-0621-00-63300	PCT1 Supplies for Patch Truck	103.14
Mustang Cat	PART6895574	FUEL & LUBRICANTS	0021-0621-00-62671	PCT1 Transmission Oil SAE30	364.74
Mustang Cat	PART6895574	REPAIRS OF EQUIP/VEHICLES	0021-0621-00-63300	PCT1 Strip Wears	404.92
O'Reilly Auto Parts PCT1	6123-193217	FUEL & LUBRICANTS	0021-0621-00-62671	PCT1 Motor oil & filter	65.90
O'Reilly Auto Parts PCT1	6123-193217	REPAIRS OF EQUIP/VEHICLES	0021-0621-00-63300	PCT1 filter	12.01
O'Reilly Auto Parts PCT1	6123-193237	FUEL & LUBRICANTS	0021-0621-00-62671	PCT1 Motor oil	28.47
O'Reilly Auto Parts PCT1	6123-193753	REPAIRS OF EQUIP/VEHICLES	0021-0621-00-63300	PCT1 Steering wheel cover &	32.98
Greg Kloesel	April 2025	COMMUNICATIONS EXPENSE	0021-0621-00-61000	PCT1 April cell phone reimb	20.00
Department 0621 -PCT #1 Total:					4,213.62
Fund 0021 - Road & Bridge Pct 1 Total:					4,213.62
Fund: 0022 - Road & Bridge Pct 2					
Department: 0622 - PCT #2					
Cintas Corporation	4227128114	UNIFORMS	0022-0622-00-62100	PCT2 uniforms	137.25
Cintas Corporation	4227128114	SHOP SUPPLIES	0022-0622-00-62645	PCT2 shop supplies	21.00
E. J. Seifert Oil	73247	FUEL & LUBRICANTS	0022-0622-00-62671	PCT2 DEF	90.00



**MINUTES OF THE COLORADO COUNTY**  
**COMMISSIONER'S COURT REGULAR MEETING**  
**April 28, 2025**

**Pending Expense Approval Report**

Packet: APPKT01252;APPKT01254;APPKT01255;APPKT01260;APPKT01262;APPKT01263					
Vendor Name	Payable Number	Account Name	Account Number	Description (Item)	Amount
Mustang Cat	PART6900991	REPAIRS OF EQUIP/VEHICLES	0022-0622-00-63300	PCT2 Grader teeth and plns	940.55
Mustang Cat	PART6900992	REPAIRS OF EQUIP/VEHICLES	0022-0622-00-63300	PCT2 Grader teeth and plns	339.10
Winkler's Air Conditioning & E	25676	SHOP EQUIPMENT	0022-0622-00-67130	PCT2 AC install new shop brea	3,050.00
Tri-County Petroleum, Inc - PC	120084	FUEL & LUBRICANTS	0022-0622-00-62671	PCT2 Fuel- Clear Diesel	1,768.20
Tri-County Petroleum, Inc - PC	120084	FUEL & LUBRICANTS	0022-0622-00-62671	PCT2 Fuel- Dyed Diesel	1,272.85
McCoy's Building Supply	1269021	R&B MATERIALS	0022-0622-00-62680	PCT2 Culvert Repair	59.90
Stavinoha Tire Center	132905	REPAIRS OF EQUIP/VEHICLES	0022-0622-00-63300	PCT2 Oil & Filters	36.93
Shoppa's Farm Supply Inc.	1934166	REPAIRS OF EQUIP/VEHICLES	0022-0622-00-63300	PCT2 5093 Hyd Oil Cap	27.67
DSS Driving Safety Services, LL	25-1495979	CDL DRUG TESTING	0022-0622-00-66515	PCT2 Random Drug & Alcohol	135.00
M-G Farm Service Center	36818	SHOP SUPPLIES	0022-0622-00-62645	PCT2 Bolts	3.72
M-G Farm Service Center	37293	SHOP SUPPLIES	0022-0622-00-62645	PCT2 Spray paint	31.96
Colorado Materials, LTD	414076	R&B MATERIALS	0022-0622-00-62680	PCT2 Limestone Base Stockpil	2,621.50
Trafco Industries Inc.	56172	SIGNS	0022-0622-00-62681	PCT2 Traffic cones (15)	427.50
Alleyton Resource Company L	674601	R&B MATERIALS	0022-0622-00-62680	57.93Tons 5/8" Gravel	2,517.90
Alleyton Resource Company L	674698	R&B MATERIALS	0022-0622-00-62680	57.93Tons 5/8" Gravel	2,184.82
Alleyton Resource Company L	674800	R&B MATERIALS	0022-0622-00-62680	57.93Tons 5/8" Gravel	1,261.92
Alleyton Resource Company L	674920	R&B MATERIALS	0022-0622-00-62680	56.95 Tons 5/8" Gravel	1,252.90
Alleyton Resource Company L	676110	R&B MATERIALS	0022-0622-00-62680	102.15 Tons 5/8" Gravel	2,247.30
Alleyton Resource Company L	676429	R&B MATERIALS	0022-0622-00-62680	59.02 Tons 5/8" Gravel	1,298.44
Alleyton Resource Company L	676535	R&B MATERIALS	0022-0622-00-62680	PCT2 5/8" Gravel CR 218 & Liv	1,246.74
E. J. Seifert Oil	73295	REPAIRS OF EQUIP/VEHICLES	0022-0622-00-63300	PCT2 Fuel pump filters	72.00
Mustang Cat	PART6906556	REPAIRS OF EQUIP/VEHICLES	0022-0622-00-63300	PCT2 Backhoe Oil	116.95
Department 0622 - PCT #2 Total:					23,162.10
Fund 0022 - Road & Bridge Pct 2 Total:					23,162.10

**Fund: 0023 - Road & Bridge Pct 3**

**Department: 0623 - PCT #3**

Tri-County Petroleum, Inc - PC	119956	FUEL & LUBRICANTS	0023-0623-00-62671	PCT3 Motor Oil 15W40 CK-4 5	926.75
Amazon Capital Services	13MR-YMWF-3W73	REPAIRS TO BLDGS - PCT 3	0023-0623-00-63210	PCT3 A/C Filters	56.56
Amazon Capital Services	13MR-YMWF-3W73	REPAIRS TO BLDGS - PCT 3	0023-0623-00-63210	PCT3 Plumbing supplies for sh	93.29
Amazon Capital Services	1JH9-H4PX-9WNQ	OFFICE SUPPLIES	0023-0623-00-62600	PCT3 Office Supplies	7.49
Amazon Capital Services	1JH9-H4PX-9WNQ	REPAIRS TO BLDGS - PCT 3	0023-0623-00-63210	PCT3 Plumbing supplies	54.15
Amazon Capital Services	1JH9-H4PX-9WNQ	HAND TOOLS & EQUIPMENT	0023-0623-00-67100	PCT3 2 way radios	104.49
Amazon Capital Services	1KD6-TT4D-HXGH	REPAIRS TO BLDGS - PCT 3	0023-0623-00-63210	PCT3 Mini Blinds Office	72.84
DSS Driving Safety Services, LL	25-1495979	CDL DRUG TESTING	0023-0623-00-66515	PCT 3 Random Drug & Alcohol	240.00
Unifirst Holdings Inc.	2960128409	UNIFORMS	0023-0623-00-62100	PCT3 Uniforms	106.66
Unifirst Holdings Inc.	2960129348	UNIFORMS	0023-0623-00-62100	PCT3 Uniforms	110.35
Waller County Asphalt, Inc.	29102	R&B MATERIALS	0023-0623-00-62680	Grade IV Cold Mix	9,190.50
Columbus Bearing & Industria	321966	REPAIRS OF EQUIP/VEHICLES	0023-0623-00-63300	PCT3 Wiper blades	6.36
Columbus Bearing & Industria	322287	REPAIRS OF EQUIP/VEHICLES	0023-0623-00-63300	PCT3 Oil & Air Filters	235.01
Columbus Bearing & Industria	322289	REPAIRS OF EQUIP/VEHICLES	0023-0623-00-63300	PCT3 Fuel Filter & Fuel Hose	18.40
Colorado Materials, LTD	414077	R&B MATERIALS	0023-0623-00-62680	PCT3 Limestone Base	3,875.75
Colorado Materials, LTD	414573	R&B MATERIALS	0023-0623-00-62680	PCT3 Limestone Base	783.00
Trafco Industries Inc.	56204	SIGNS	0023-0623-00-62681	PCT3 Speed limit signs	140.00
A L & M Building Supply	589033	REPAIRS OF EQUIP/VEHICLES	0023-0623-00-63300	PCT3 Trimmer Line	16.49
A L & M Building Supply	589067	SHOP SUPPLIES	0023-0623-00-62645	PCT3 Window brush and han	26.98
John Deere Financial-PCT3	March #75317-75398	REPAIRS OF EQUIP/VEHICLES	0023-0623-00-63300	PCT3 Repair filters & Coolant	968.37
Banner Press Newspaper, Inc.	19031	MISCELLANEOUS EXPENSE	0023-0623-00-69900	PCT3 Help Wanted Ad	72.00
San Bernard Electric Coop, Inc	April #774000	UTILITIES	0023-0623-00-63000	PCT3 Utilities	188.00
Department 0623 - PCT #3 Total:					17,293.44
Fund 0023 - Road & Bridge Pct 3 Total:					17,293.44

**Fund: 0024 - Road & Bridge Pct 4**

**Department: 0624 -PCT #4**

Unifirst Holdings Inc.	2680094033	UNIFORMS	0024-0624-00-62100	PCT4 Uniforms	74.63
Unifirst Holdings Inc.	2680094771	UNIFORMS	0024-0624-00-62100	PCT4 Uniforms	74.63
Texas Contractors Equipment,	94539	REPAIRS OF EQUIP/VEHICLES	0024-0624-00-63300	PCT4 Warning safety lights for	1,372.18
Darrell Gertson	4.22.25	TRAVEL EXPENSES	0024-0624-00-62000	PCT4 Mileage Reimbursement	502.60
O'Reilly Auto Parts PCT4	6123-192508	FUEL & LUBRICANTS	0024-0624-00-62671	PCT4 Hydraulic oil	74.99
O'Reilly Auto Parts PCT4	6123-193010	REPAIRS OF EQUIP/VEHICLES	0024-0624-00-63300	PCT4 linkage bushing	12.09
O'Reilly Auto Parts PCT4	6123-193038	FUEL & LUBRICANTS	0024-0624-00-62671	PCT4 Fuel oil mix	25.99

MINUTES OF THE COLORADO COUNTY  
COMMISSIONER'S COURT REGULAR MEETING  
April 28, 2025

Pending Expense Approval Report		Packet: APPKT01252;APPKT01254;APPKT01255;APPKT01260;APPKT01262;APPKT01263			
Vendor Name	Payable Number	Account Name	Account Number	Description (Item)	Amount
O'Reilly Auto Parts PCT4	6123-193102	REPAIRS OF EQUIP/VEHICLES	0024-0624-00-63300	PCT4 Fuses	21.99
O'Reilly Auto Parts PCT4	6123-193152	REPAIRS OF EQUIP/VEHICLES	0024-0624-00-63300	PCT4 primary wire & splice	37.98
O'Reilly Auto Parts PCT4	6123-193662	BATTERIES, TIRES & TUBES	0024-0624-00-63305	PCT4 Battery terminal	9.49
O'Reilly Auto Parts PCT4	6123-193823	REPAIRS OF EQUIP/VEHICLES	0024-0624-00-63300	PCT4 Parts & grease	136.00
				Department 0624 - PCT #4 Total:	2,342.57
				Fund 0024 - Road & Bridge Pct 4 Total:	2,342.57
Fund: 0031 - Election Services Contract					
Department: 0610 - 0610					
Banner Press Newspaper, Inc.	18928	PUBLICATIONS & TESTING EQ	0031-0610-00-67105	Elections sample ballot & noti	1,530.00
Election Systems & Software, I	CD2118030	ELECTION SUPPLIES	0031-0610-00-62608	Elections Media backup drives	128.83
Election Systems & Software, I	CD2118205	ELECTION SUPPLIES	0031-0610-00-62608	Elections Ballot City of Colum	114.55
				Department 0610 - 0610 Total:	1,773.38
				Fund 0031 - Election Services Contract Total:	1,773.38
Fund: 0060 - Justice Court Tech					
Department: 0615 - 0615					
NetData	ND3-00848	TRAINING EXPENSES	0060-0615-00-61850	JP1 training Dana Baugh	150.00
				Department 0615 - 0615 Total:	150.00
				Fund 0060 - Justice Court Tech Total:	150.00
				Grand Total:	371,311.75

MINUTES OF THE COLORADO COUNTY  
COMMISSIONER'S COURT REGULAR MEETING  
April 28, 2025

Pending Expense Approval Report

Packet: APPKT01252;APPKT01254;APPKT01255;APPKT01260;APPKT01262;APPKT01263

Report Summary

Fund Summary

Fund	Expense Amount
0010 - County Attorney Forfeiture	501.79
0012 - General Fund	310,328.11
0013 - Records Preservation	1,500.00
0014 - Airport	336.59
0017 - Colorado County Fairgrounds	410.15
0018 - Colorado County Community Development Fund	9,300.00
0021 - Road & Bridge Pct 1	4,213.62
0022 - Road & Bridge Pct 2	23,162.10
0023 - Road & Bridge Pct 3	17,293.44
0024 - Road & Bridge Pct 4	2,342.57
0031 - Election Services Contract	1,773.38
0060 - Justice Court Tech	150.00
Grand Total:	371,311.75

Account Summary

Account Number	Account Name	Expense Amount
0010-0475-00-62000	TRAVEL EXPENSES	501.79
0012-0000-00-24170	STATE - DRUG COURT CO	67.33
0012-0000-00-24180	STATE - EMS/TRAUMA F	641.62
0012-0000-00-24190	STATE - CONSOLIDATED	38,605.65
0012-0000-00-24195	STATE - COURT COSTS PR	4,200.29
0012-0000-00-24200	STATE - TRAFFIC FEES	23,466.85
0012-0000-00-24210	STATE - ARREST FEES	2,125.04
0012-0000-00-24220	STATE - JUDICIAL SUPPO	644.29
0012-0000-00-24250	STATE - CIVIL FILING FEE	1,716.00
0012-0000-00-24270	STATE - INDIGENT DEFEN	238.62
0012-0000-00-24280	STATE - WARRANT FEES	400.00
0012-0000-00-24290	STATE - MOVING VIOLATI	115.95
0012-0000-00-24360	STATE - DISPUTE RESOLU	1,125.00
0012-0000-00-24370	STATE - TIME PAYMENTS	263.54
0012-0000-00-24390	STATE - BIRTH CERTIFICA	486.00
0012-0000-00-24430	STATE - CRIMINAL E-FILI	97.90
0012-0000-00-24450	STATE - CIVIL FEES	3,729.99
0012-0000-00-24480	STATE - TRUANCY PREV	1,863.07
0012-0000-00-24500	STATE - CIVIL JUDICIAL C	20.00
0012-0000-00-24530	STATE - BAIL BOND FEES	1,026.00
0012-0000-00-24700	STATE - MARRIAGE LICE	990.00
0012-0000-00-24701	STATE - INFORMAL MAR	12.50
0012-0000-00-24770	STATE - OMNI/FTA FEES	2,680.82
0012-0400-00-61000	COMMUNICATIONS EXP	40.16
0012-0400-00-62400	COPIER USAGE EXPENSE	150.00
0012-0400-00-62640	SUPPLIES/EQUIPMENT U	59.77
0012-0401-00-66531	OUTSIDE LEGAL SERVICE	93,023.03
0012-0402-00-62640	SUPPLIES/EQUIPMENT U	387.12
0012-0403-00-62640	SUPPLIES/EQUIPMENT U	1,083.96
0012-0410-00-61100	COPIER LEASE EXPENSE	404.33
0012-0410-00-62600	OFFICE SUPPLIES - ADMI	249.40
0012-0410-00-62605	VOTING SUPPLIES/PRINT	9.30
0012-0433-00-62664	COURT REPORTERS EXPE	91.52
0012-0435-00-62662	JUROR EXPENSE	1,840.00
0012-0435-00-66530	INTERPRETORS	902.00
0012-0435-00-66542	PROF SVCS-NON SPECIFI	800.00
0012-0450-00-62640	SUPPLIES/EQUIPMENT U	12.99
0012-0451-00-61100	COPIER LEASE EXPENSE	404.33
0012-0451-00-61700	CONFERENCES/SEMINA	50.00
0012-0451-00-62640	SUPPLIES/EQUIPMENT U	82.62
0012-0452-00-61100	COPIER LEASE EXPENSE	404.33



**MINUTES OF THE COLORADO COUNTY**  
**COMMISSIONER'S COURT REGULAR MEETING**  
**April 28, 2025**

Pending Expense Approval Report

Packet: APPKT01252;APPKT01254;APPKT01255;APPKT01260;APPKT01262;APPKT01263

Account Summary		
Account Number	Account Name	Expense Amount
0012-0452-00-62000	TRAVEL EXPENSES	58.80
0012-0453-00-61100	COPIER LEASE EXPENSE	404.33
0012-0454-00-61000	COMMUNICATIONS EXP	180.53
0012-0454-00-62640	SUPPLIES/EQUIPMENT U	351.97
0012-0454-00-63205	PEST CONTROL	40.00
0012-0475-00-69012	CO/DIST ATTY OFFICE EX	2,112.89
0012-0495-00-61100	COPIER LEASE EXPENSE	404.33
0012-0495-00-62640	SUPPLIES/EQUIPMENT U	22.54
0012-0497-00-62000	TRAVEL EXPENSES	236.60
0012-0499-00-61100	COPIER LEASE EXPENSE	404.33
0012-0499-00-62640	SUPPLIES/EQUIPMENT U	35.57
0012-0510-00-62690	MISCELLANEOUS SUPPLI	353.24
0012-0510-00-63000	UTILITIES - CH/Annex	44.00
0012-0510-00-63200	CLEANING SUPPLIES	585.44
0012-0510-00-63210	REPAIRS TO BLDGS - CH/	1,956.50
0012-0510-00-66320	TECHNOLOGY UPGRADE	13,465.44
0012-0515-00-63410	MAINTENANCE	160.60
0012-0525-00-62640	SUPPLIES/EQUIPMENT U	147.00
0012-0530-00-61000	COMMUNICATIONS EXP	57.36
0012-0530-00-69074	STATE HOMELAND SECU	11,310.00
0012-0530-00-70500	EQUIPMENT OVER \$500	5,503.00
0012-0540-20-62612	AMBULANCE SUPPLIES	5,339.88
0012-0540-20-62640	SUPPLIES/EQUIPMENT U	964.52
0012-0540-20-62670	FUEL & OIL	2,240.94
0012-0540-20-64000	SOFTWARE/LICENSE SER	478.18
0012-0540-20-70500	EQUIPMENT OVER \$500	8,056.86
0012-0540-24-63300	REPAIRS OF EQUIP/VEHI	5,268.88
0012-0540-24-63305	BATTERIES, TIRES & TUB	2,074.14
0012-0540-25-61000	COMMUNICATIONS EXP	40.00
0012-0540-25-61100	COPIER LEASE EXPENSE	404.33
0012-0540-25-62100	UNIFORMS	260.50
0012-0540-25-66515	DRUG & ALCOHOL TESTI	835.00
0012-0551-00-63310	TRAVEL EXPENSE	839.45
0012-0560-00-69068	SB22 LEO GRANT EXPEN	2,580.00
0012-0560-10-62640	SUPPLIES/EQUIPMENT U	29.98
0012-0560-10-62658	911 OPERATING/DISPAT	99.00
0012-0560-10-70500	EQUIPMENT OVER \$500	5,637.36
0012-0560-11-62105	EMPLOYEE UNIFORMS	1,473.96
0012-0560-11-62640	SUPPLIES/EQUIPMENT U	1,053.69
0012-0560-11-62670	FUEL & OIL	6,004.52
0012-0560-11-63300	REPAIRS OF EQUIP/VEHI	3,147.35
0012-0560-11-63305	BATTERIES, TIRES & TUB	-44.00
0012-0560-14-61100	COPIER LEASE EXPENSE	404.33
0012-0560-14-61810	SCHOOLS FOR DEPUTIES	425.00
0012-0560-14-63210	REPAIRS TO BLDGS - She	485.15
0012-0565-00-61100	COPIER LEASE EXPENSE	404.33
0012-0565-00-62105	JAILERS UNIFORMS	136.83
0012-0565-00-62632	JAIL SUPPLIES	41.00
0012-0565-00-63200	CLEANING SUPPLIES	2,575.44
0012-0565-00-63205	PEST CONTROL	85.00
0012-0565-00-63210	REPAIRS TO BLDGS - Jail	4,426.56
0012-0565-00-65010	FOOD FOR PRISONERS	6,495.25
0012-0565-00-65020	PRISONER MEDICAL/ME	3,331.64
0012-0565-00-66515	DRUG & ALCOHOL TESTI	1,250.00
0012-0585-00-62640	SUPPLIES/EQUIP UNDER	774.24
0012-0585-00-64000	SOFTWARE/LICENSE SER	550.00
0012-0640-00-62660	BURIAL EXPENSE	3,376.00
0012-0645-00-69052	MEDICAL, IHC	4,175.23

MINUTES OF THE COLORADO COUNTY  
COMMISSIONER'S COURT REGULAR MEETING  
April 28, 2025

Pending Expense Approval Report

Packet: APPKT01252;APPKT01254;APPKT01255;APPKT01260;APPKT01262;APPKT01263

Account Summary		
Account Number	Account Name	Expense Amount
0012-0645-00-69054	MEDICINES, IHC	3,609.61
0012-0665-00-61000	COMMUNICATIONS EXP	130.67
0012-0665-00-61100	COPIER LEASE EXPENSE	404.33
0012-0665-00-61400	POSTAGE	1,095.00
0012-0665-00-61700	CONFERENCES/SEMINA	400.00
0012-0665-00-62640	SUPPLIES/EQUIPMENT U	202.84
0012-0695-00-61000	COMMUNICATIONS EXP	854.46
0012-0695-00-61300	PUBLISHING & SUBSCRIP	202.87
0012-0695-00-61405	POSTAGE & BOX RENT	177.00
0012-0695-00-66000	BOUNTIES	200.00
0012-0695-00-66544	PROFESSIONAL SERVICE	4,950.00
0012-0695-00-69900	MISCELLANEOUS EXPEN	35.00
0013-0613-00-61205	RECORDS PRESERVATIO	1,500.00
0014-0520-00-63000	UTILITIES	203.59
0014-0520-00-63410	MAINTENANCE	25.00
0014-0520-00-69900	MISCELLANEOUS EXPEN	108.00
0017-0170-00-62000	TRAVEL EXPENSES	98.00
0017-0170-00-63410	MAINTENANCE	312.15
0018-0000-00-66601	COMMUNICATIONS TO	9,300.00
0021-0621-00-61000	COMMUNICATIONS EXP	40.00
0021-0621-00-62100	UNIFORMS	165.35
0021-0621-00-62645	SHOP SUPPLIES	263.03
0021-0621-00-62671	FUEL & LUBRICANTS	486.61
0021-0621-00-63300	REPAIRS OF EQUIP/VEHI	1,489.84
0021-0621-00-63305	BATTERIES, TIRES & TUB	849.00
0021-0621-00-67100	HAND TOOLS & EQUIPM	919.79
0022-0622-00-62100	UNIFORMS	137.25
0022-0622-00-62645	SHOP SUPPLIES	56.68
0022-0622-00-62671	FUEL & LUBRICANTS	3,131.05
0022-0622-00-62680	R&B MATERIALS	14,691.42
0022-0622-00-62681	SIGNS	427.50
0022-0622-00-63300	REPAIRS OF EQUIP/VEHI	1,533.20
0022-0622-00-66515	CDL DRUG TESTING	135.00
0022-0622-00-67130	SHOP EQUIPMENT	3,050.00
0023-0623-00-62100	UNIFORMS	217.01
0023-0623-00-62600	OFFICE SUPPLIES	7.49
0023-0623-00-62645	SHOP SUPPLIES	26.98
0023-0623-00-62671	FUEL & LUBRICANTS	926.75
0023-0623-00-62680	R&B MATERIALS	13,849.25
0023-0623-00-62681	SIGNS	140.00
0023-0623-00-63000	UTILITIES	188.00
0023-0623-00-63210	REPAIRS TO BLDGS - PCT	276.84
0023-0623-00-63300	REPAIRS OF EQUIP/VEHI	1,244.63
0023-0623-00-66515	CDL DRUG TESTING	240.00
0023-0623-00-67100	HAND TOOLS & EQUIPM	104.49
0023-0623-00-69900	MISCELLANEOUS EXPEN	72.00
0024-0624-00-62000	TRAVEL EXPENSES	502.60
0024-0624-00-62100	UNIFORMS	149.26
0024-0624-00-62671	FUEL & LUBRICANTS	100.98
0024-0624-00-63300	REPAIRS OF EQUIP/VEHI	1,580.24
0024-0624-00-63305	BATTERIES, TIRES & TUB	9.49
0031-0610-00-62608	ELECTION SUPPLIES	243.38
0031-0610-00-67105	PUBLICATIONS & TESTIN	1,530.00
0060-0615-00-61850	TRAINING EXPENSES	150.00
Grand Total:		371,311.75

**MINUTES OF THE COLORADO COUNTY**  
**COMMISSIONER’S COURT REGULAR MEETING**  
**April 28, 2025**

Pending Expense Approval Report

Packet: APPKT01252;APPKT01254;APPKT01255;APPKT01260;APPKT01262;APPKT01263

Project Account Summary	
Project Account Key	Expense Amount
**None**	371,311.75
Grand Total:	371,311.75



**MINUTES OF THE COLORADO COUNTY**  
**COMMISSIONER'S COURT REGULAR MEETING**  
**April 28, 2025**

<b>Colorado County</b>			
<b>Addl Claims for Payment at 4.25.25</b>			
<b>Vendor</b>	<b>Department</b>	<b>Description</b>	<b>Amount</b>
Jansky Repair Shop	PCT1	Anchor Plates	\$ 292.95
PCT1	911/RA	Signs	\$ 371.00
Holt Truck Centers	PCT1	2003 Intl Repair	\$ 8,139.96
			\$ 8,803.91

**MINUTES OF THE COLORADO COUNTY  
COMMISSIONER'S COURT REGULAR MEETING  
April 28, 2025**

# Section 5

MINUTES OF THE COLORADO COUNTY  
COMMISSIONER’S COURT REGULAR MEETING  
April 28, 2025



Colorado County, TX

Employee Leave Report  
Leave Summary Totals  
Date Range: 03/01/2025 - 03/31/2025  
Employees Printed: 160

Leave Code	Balance Forward	Earned	Taken	Adjustment	Balance	Available Balance	Liability Amount
Comp Time	822.01	54.67	54.11	0.00	822.57	822.57	20,005.27
Sick	17,152.97	1,680.53	996.98	0.00	17,836.52	17,836.52	450,684.59
Vacation	14,636.32	1,734.38	1,745.62	328.48	14,945.08	14,945.08	357,192.70
Wellness	428.00	0.00	24.00	0.00	404.00	404.00	9,632.89
	33,039.30	3,469.58	2,820.71	328.48	34,008.17	34,008.17	837,515.46



**MINUTES OF THE COLORADO COUNTY  
COMMISSIONER'S COURT REGULAR MEETING**

**April 28, 2025**

- \_13. County Investment Officer's Investment Report for March 2025 and affidavit approving same.

**Joyce Guthmann stated that the interest rate on March 31, 2025 was 4.66%. The total interest earned for the month was \$119,475.86. She also explained that Industry State Bank has been bought out by Cadence Bank, but this change would not affect County funds.**

**Motion by Judge Prause to approve County Investment Officer's Investment Report for March 2025 and affidavit approving same; seconded by Commissioner Neuendorff; 5 ayes 0 nays; motion carried; it was so ordered.**

**(See Attachment)**

**MINUTES OF THE COLORADO COUNTY  
COMMISSIONER'S COURT REGULAR MEETING**

**April 28, 2025**

**8 Commissioners Court  
County of Colorado**

---

**AFFIDAVIT**

**Colorado County Investment Report**

---

On the 28<sup>th</sup> day of April, 2025 the Commissioners' Court of Colorado County, Texas considered the following affidavit:

WHEREAS, the Public Funds Investment Act of Texas, Section 2256

WHEREAS, the Colorado County Commissioners' Court has reviewed the monthly investment report and hereby support the objectives and strategies of the policy.

THEREFORE, that the Colorado County Investment Report is

Approved on this 28<sup>th</sup> day of April, 2025.

Joyce Guthmann  
Joyce Guthmann, County Treasurer

Ty Pradse  
Ty Pradse, Colorado County Judge

Shannon Owers  
Shannon Owers, Commissioner, Pct. 1

Ryan P. Brandt  
Ryan Brandt, Commissioner, Pct. 2

Keith Neuendorff  
Keith Neuendorff, Commissioner, Pct. 3

Darrell Gertson  
Darrell Gertson, Commissioner, Pct. 4

ATTEST:  
Kimberly Menke  
Kimberly Menke, Colorado County Clerk



MINUTES OF THE COLORADO COUNTY  
COMMISSIONER'S COURT REGULAR MEETING  
April 28, 2025

*COLORADO  
COUNTY*

INVESTMENT REPORT

March  
2025



**MINUTES OF THE COLORADO COUNTY  
COMMISSIONER'S COURT REGULAR MEETING  
April 28, 2025**

	CHECKING ACCOUNTS		
	<b>March 31, 2025</b>		
	4.66%		
ACCOUNT		INTEREST EARNED	
COLORADO COUNTY	MAINTENANCE	112,022.48	
COLORADO COUNTY	SHERIFF'S ACCOUNT	1.19	*
KIMBERLY MENKE	COUNTY CLERK	77.50	*
VALERIE HARMON	DISTRICT CLERK	29.48	*
COUNTY ATTORNEY	TRUST ACCOUNT	2.85	*
MELINDA ZAJICEK	TAX ASSESSOR/COLLECTOR	64.04	*
MELINDA ZAJICEK	TAC, LICENSE ACCT	639.71	*
<b>TOTAL EARNED INTEREST</b>		\$ 112,837.25	
AMERICAN RESCUE PLAN	GENERAL	4,683.66	
COLORADO COUNTY	SHERIFF'S FORFEITURE ACCT.	128.56	
COUNTY ATTORNEY	SEIZURE FUND	113.21	
COUNTY ATTORNEY	FORFEITURE FUND	1,549.10	
COLORADO COUNTY	FAIRGROUNDS	103.20	
COUNTY ATTORNEY	STATE SUPPLEMENT	60.88	
<b>TOTAL MARCH 2025 INTEREST EARNED</b>		\$ 119,475.86	
*Note: Interest Earned of Fee Office Accounts Are Transferred to General Fund.*		814.77	
		\$ 118,661.09	

**MINUTES OF THE COLORADO COUNTY  
COMMISSIONER'S COURT REGULAR MEETING  
April 28, 2025**

	<b>COLORADO COUNTY</b>	
	<b>INDUSTRY STATE BANK</b>	
	<b>MAINTENANCE ACCOUNT</b>	
	<b>March 31, 2025</b>	
	4.66%	
<b>FUND TITLE</b>	<b>Book Balance of March 31, 2025</b>	<b>Interest Earned</b>
Interest rates figured on an average daily income		
GENERAL FUND	\$ 16,344,665.22	\$ 60,720.86
(INCLUDES HOT CHK, LAW LIBR, HIST COMM)		
RECORDS PRESERVATION	\$ 1,056,113.50	\$ 3,968.18
AIRPORT FUND	\$ 248,629.84	\$ 934.19
R&B PCT #1	\$ 2,875,132.86	\$ 10,802.87
R&B PCT #2	\$ 2,394,742.57	\$ 8,997.88
R&B PCT #3	\$ 3,507,076.15	\$ 13,177.30
R&B PCT #4	\$ 2,611,196.10	\$ 9,811.17
ELECTIONS	\$ 6,362.61	\$ 23.91
LEOSE FUND	\$ 57,046.04	\$ 214.34
SECURITY FUND	\$ 30,335.97	\$ 113.98
JUSTICE COURT TECHNOLOGY	\$ 14,477.10	\$ 54.40
CO & DIST COURT TECH FUND	\$ 41,615.57	\$ 156.36
INTEREST & SINKING	\$ 810,955.79	\$ 3,047.04
<b>TOTAL INTEREST DISTRIBUTION</b>	<b>\$ 29,998,349.32</b>	<b>\$ 112,022.48</b>

2025 COLLECTIONS  
J.P.'S-COUNTY CLERK-DISTRICT CLERK-EMS

	J.P. #1	J.P. #2	J.P. #3	J.P. #4	COUNTY CLERK	DISTRICT CLERK	EMS
JANUARY	\$ 19,288.70	\$ 14,999.76	\$ 13,414.20	\$ 18,056.30	\$ 33,765.81	\$ 9,812.10	\$ 192,249.75
FEBRUARY	\$ 19,206.53	15,483.00	\$ 27,089.10	\$ 19,644.24	\$ 35,938.50	\$ 16,708.18	\$ 204,024.69
MARCH	\$ 21,419.20	\$ 12,728.04	\$ 15,772.10	\$ 18,297.10	\$ 30,439.25	\$ 13,370.60	\$ 156,987.12
APRIL							
MAY							
JUNE							
JULY							
AUGUST							
SEPTEMBER							
OCTOBER							
NOVEMBER							
DECEMBER							
TOTALS	\$ 59,914.43	\$ 43,210.80	\$ 56,275.40	\$ 55,997.64	\$ 100,143.56	\$ 39,890.88	\$ 553,261.56
JUSTICE OF THE PEACE OFFICES, COUNTY CLERK AND DISTRICT OFFICES, OUT OF THE MONTHLY COLLECTIONS, SOME FEES ARE REPORTED TO THE STATE ON QUARTERLY PAYMENTS.							

MINUTES OF THE COLORADO COUNTY  
COMMISSIONER'S COURT REGULAR MEETING

April 28, 2025



**MINUTES OF THE COLORADO COUNTY  
COMMISSIONER'S COURT REGULAR MEETING**

**April 28, 2025**

- \_14. County Treasurer's Monthly Report for March 2025 and affidavit approving same.**

**Joyce Guthmann explained that the Treasurer's Monthly Report has a new look. It now shows the monthly beginning and ending balance for each department. The ending book balance as of March 31, 2025 was \$31,203,343.79.**

**Motion by Judge Prause to approve the County Treasurer's Monthly report for March 2025 and affidavit approving same; seconded by Commissioner Owers; 5 ayes 0 nays; motion carried; it was so ordered.**

**(See Attachment)**

**MINUTES OF THE COLORADO COUNTY  
COMMISSIONER'S COURT REGULAR MEETING**

April 28, 2025

COMMISSIONERS COURT  
COUNTY OF COLORADO

---


**AFFIDAVIT**

COUNTY TREASURER'S MONTHLY REPORT FOR  
March 31, 2025

---


**WHEREAS**, in accordance with Texas Local Gov't Code, §114.026(c) we, the undersigned, hereby certify and approve to the best of our knowledge and belief, that the attached information is a true and complete list of all amounts received and paid from each fund since the County Treasurer's preceding report, and any balance remaining in the Treasurer's custody.

**THEREFORE**, the amount of cash and other assets stated in the County Treasurer's Monthly Report for March 31, 2025, is \$31,203,343.79.



Joyce Guthmann, County Treasurer


Approved this 28th of April 2025.



Ty Prause, County Judge




Shannon Owers, Commissioner, Pct. 1



Keith Neuendorff, Commissioner, Pct. 3

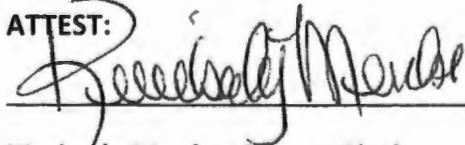


Ryan Brandt, Commissioner, Pct. 2



Darrell Gertson, Commissioner, Pct. 4

ATTEST:



Kimberly Menke, County Clerk



MINUTES OF THE COLORADO COUNTY  
COMMISSIONER'S COURT REGULAR MEETING

April 28, 2025

*COLORADO  
COUNTY*

TREASURER'S REPORT

March

2025



**MINUTES OF THE COLORADO COUNTY**  
**COMMISSIONER’S COURT REGULAR MEETING**  
**April 28, 2025**

**COLORADO COUNTY**  
**AFFIDAVIT SUMMARY**  
**March 31, 2025**

BOOK BALANCE as of 03/31/2025	\$	31,203,343.79
OUTSTANDING CHECKS		349,514.46
OUTSTANDING DEPOSITS		
TRANSFERS NOT RECOREDED		
ADJUSTMENTS		
INTEREST		
BANK BALANCE as of 03/31/2025	\$	<u>31,552,858.25</u>
BANK BALANCE as of 03/31/2025		31,552,858.25
LESS OUTSTANDING CHECKS	\$	(349,514.46)
PLUS OUTSTANDING DEPOSIT		
ADJUSTMENTS		
TRANSFER NOT RECORDED		
ADJUSTED BOOK BALANCE as of 03/31/2025	\$	<u>31,203,343.79</u>
BOOK BALANCE as of 03/31/2025		\$31,203,343.79
INTEREST		
OUTSTANDING DEPOSITS		
ADJUSTMENTS		
NOT RECORDED		
ADJUSTED BOOK BALANCE as of 03/31/2025		<u><u>\$31,203,343.79</u></u>

**MINUTES OF THE COLORADO COUNTY**  
**COMMISSIONER'S COURT REGULAR MEETING**  
**April 28, 2025**



Colorado County, TX

**Treasurer's Monthly Report**  
**03/01/2025-03/31/2025**

	Beginning Balance	Net Change	Ending Balance	Avg Daily Bal
0012 - General Fund				
0012-0000-00-10000	17,125,651.13	(963,581.23)	16,162,069.90	16,637,076.10
Fund 0012 Total:	17,125,651.13	(963,581.23)	16,162,069.90	
0013 - Records Preservation				
0013-0000-00-10000	1,044,793.69	11,319.81	1,056,113.50	1,051,312.79
Fund 0013 Total:	1,044,793.69	11,319.81	1,056,113.50	
0014 - Airport				
0014-0000-00-10000	231,065.92	17,563.92	248,629.84	240,840.03
Fund 0014 Total:	231,065.92	17,563.92	248,629.84	
0015 - Sheriff's Forfeiture				
0015-0000-00-10000	24,816.83	43.43	24,860.26	24,799.01
Fund 0015 Total:	24,816.83	43.43	24,860.26	
0016 - America Rescue Plan				
0016-0000-00-10000	1,065,951.88	(26,116.34)	1,039,835.54	1,045,238.45
Fund 0016 Total:	1,065,951.88	(26,116.34)	1,039,835.54	
0017 - Colorado County Fairgrounds				
0017-0000-00-10000	2,126.96	(450.04)	1,676.92	2,028.91
Fund 0017 Total:	2,126.96	(450.04)	1,676.92	
0018 - Colorado County Community Development Fund				
0018-0000-00-10000	181,174.03	(45,776.42)	135,397.61	172,198.18
Fund 0018 Total:	181,174.03	(45,776.42)	135,397.61	
0021 - Road & Bridge Pct 1				
0021-0000-00-10000	2,868,126.75	7,006.11	2,875,132.86	2,875,445.12
Fund 0021 Total:	2,868,126.75	7,006.11	2,875,132.86	
0022 - Road & Bridge Pct 2				
0022-0000-00-10000	2,404,454.35	(9,711.78)	2,394,742.57	2,399,990.25
Fund 0022 Total:	2,404,454.35	(9,711.78)	2,394,742.57	
0023 - Road & Bridge Pct 3				
0023-0000-00-10000	3,497,090.77	9,985.38	3,507,076.15	3,506,059.15
Fund 0023 Total:	3,497,090.77	9,985.38	3,507,076.15	
0024 - Road & Bridge Pct 4				
0024-0000-00-10000	2,652,618.44	(41,422.34)	2,611,196.10	2,634,225.14
Fund 0024 Total:	2,652,618.44	(41,422.34)	2,611,196.10	
0031 - Election Services Contract				
0031-0000-00-10000	9,989.49	(3,626.88)	6,362.61	9,024.19
Fund 0031 Total:	9,989.49	(3,626.88)	6,362.61	
0045 - LEOSE Account				
0045-0000-00-10000	51,017.05	6,028.99	57,046.04	54,167.40
Fund 0045 Total:	51,017.05	6,028.99	57,046.04	
0050 - Security Fund				
0050-0000-00-10000	32,811.93	(2,475.96)	30,335.97	32,079.62
Fund 0050 Total:	32,811.93	(2,475.96)	30,335.97	
0055 - Law Library				
0055-0000-00-10000	164,223.49	253.68	164,477.17	164,463.08
Fund 0055 Total:	164,223.49	253.68	164,477.17	
0060 - Justice Court Tech				
0060-0000-00-10000	16,061.33	(1,584.23)	14,477.10	15,982.36
Fund 0060 Total:	16,061.33	(1,584.23)	14,477.10	

MINUTES OF THE COLORADO COUNTY  
COMMISSIONER'S COURT REGULAR MEETING  
April 28, 2025

0062 - Co & District Court Tech				
0062-0000-00-10000	41,388.56	227.01	41,615.57	41,452.86
Fund 0062 Total:	41,388.56	227.01	41,615.57	
0065 - Historical Commission				
0065-0000-00-10000	7,078.38	115.00	7,193.38	7,146.28
Fund 0065 Total:	7,078.38	115.00	7,193.38	
0075 - Debt Service				
0075-0000-00-10000	791,630.95	19,324.84	810,955.79	806,431.77
Fund 0075 Total:	791,630.95	19,324.84	810,955.79	
0080 - Hot Check				
0080-0000-00-10000	11,162.96	(238.19)	10,924.77	11,001.61
Fund 0080 Total:	11,162.96	(238.19)	10,924.77	
0085 - Cty Atty State Supplement				
0085-0000-00-10000	5,784.13	(2,559.99)	3,224.14	4,131.60
Fund 0085 Total:	5,784.13	(2,559.99)	3,224.14	
	32,229,019.02	(1,025,675.23)	31,203,343.79	

Cash Analysis Report

Fund	Beginning Balance	Net Change	Ending Balance
0012	17,125,651.13	(963,581.23)	16,162,069.90
0013	1,044,793.69	11,319.81	1,056,113.50
0014	231,065.92	17,563.92	248,629.84
0015	24,816.83	43.43	24,860.26
0016	1,065,951.88	(26,116.34)	1,039,835.54
0017	2,126.96	(450.04)	1,676.92
0018	181,174.03	(45,776.42)	135,397.61
0021	2,868,126.75	7,006.11	2,875,132.86
0022	2,404,454.35	(9,711.78)	2,394,742.57
0023	3,497,090.77	9,985.38	3,507,076.15
0024	2,652,618.44	(41,422.34)	2,611,196.10
0031	9,989.49	(3,626.88)	6,362.61
0045	51,017.05	6,028.99	57,046.04
0050	32,811.93	(2,475.96)	30,335.97
0055	164,223.49	253.68	164,477.17
0060	16,061.33	(1,584.23)	14,477.10
0062	41,388.56	227.01	41,615.57
0065	7,078.38	115.00	7,193.38
0075	791,630.95	19,324.84	810,955.79
0080	11,162.96	(238.19)	10,924.77
0085	5,784.13	(2,559.99)	3,224.14
Report Total:	32,229,019.02	(1,025,675.23)	31,203,343.79



**MINUTES OF THE COLORADO COUNTY  
COMMISSIONER'S COURT REGULAR MEETING**

**April 28, 2025**

- \_15. Examine and approve all accounts payable, budget amendments and new ledger accounts (if any).

**Motion by Commissioner Neuendorff to approve all accounts payable, budget amendments and new ledger accounts (if any); seconded by Commissioner Gertson; 5 ayes 0 nays; motion carried; it was so ordered.**

**(See Attachment)**

MINUTES OF THE COLORADO COUNTY  
COMMISSIONER'S COURT REGULAR MEETING  
April 28, 2025



Colorado County, TX

Pending Expense Approval Report  
By Fund

APPKT01252;APPKT01254;APPKT01255;APPKT01260;APPKT01262;APPKT01263

Vendor Name	Payable Number	Account Name	Account Number	Description (Item)	Amount
Fund: 0010 - County Attorney Forfeiture					
Department: 0475 - COUNTY ATTORNEY					
Rob Freyer	CR-23-161	TRAVEL EXPENSES	0010-0475-00-62000	Reimbursement mileage CR-2	426.79
Rob Freyer	CR-23-161	TRAVEL EXPENSES	0010-0475-00-62000	Reimbursement meals CR-23-	75.00
Department 0475 - COUNTY ATTORNEY Total:					501.79
Fund 0010 - County Attorney Forfeiture Total:					501.79
Fund: 0012 - General Fund					
Department: 0000 - 0000					
State Comptroller	2025 Q1 Criminal Fees	STATE - EMS/TRAUMA FUND	0012-0000-00-24180	2025 Q1 Criminal Fees - EMS	641.62
State Comptroller	2025 Q1 Criminal Fees	STATE - CONSOLIDATED COUR	0012-0000-00-24190	2025 Q1 Criminal Fees - Cons	38,605.65
State Comptroller	2025 Q1 Criminal Fees	STATE - COURT COSTS PRIOR T	0012-0000-00-24195	2025 Q1 CCC 09-01-91-12-31-	4,200.29
State Comptroller	2025 Q1 Criminal Fees	STATE - TRAFFIC FEES	0012-0000-00-24200	2025 Q1 Criminal Fees - State	21,724.04
State Comptroller	2025 Q1 Criminal Fees	STATE - TRAFFIC FEES	0012-0000-00-24200	2025 Q1 Criminal Fees - State	1,742.81
State Comptroller	2025 Q1 Criminal Fees	STATE - ARREST FEES	0012-0000-00-24210	2025 Q1 Criminal Fees - Arres	2,125.04
State Comptroller	2025 Q1 Criminal Fees	STATE - JUDICIAL SUPPORT DC	0012-0000-00-24220	2025 Q1 Criminal Fees - Judici	644.29
State Comptroller	2025 Q1 Criminal Fees	STATE - WARRANT FEES	0012-0000-00-24280	2025 Q1 Criminal Fees - Warr	400.00
State Comptroller	2025 Q1 Criminal Fees	STATE - MOVING VIOLATIONS	0012-0000-00-24290	2025 Q1 Criminal Fees - Mov	115.95
State Comptroller	2025 Q1 Criminal Fees	STATE - TIME PAYMENTS	0012-0000-00-24370	2025 Q1 Criminal Fees - Time	263.54
State Comptroller	2025 Q1 Criminal Fees	STATE - TRUANCY PREV	0012-0000-00-24480	2025 Q1 Criminal Fees - Truan	1,863.07
State Comptroller	2025 Q1 Criminal Fees	STATE - BAIL BOND FEES	0012-0000-00-24530	2025 Q1 Criminal Fees - Bail B	1,026.00
State Comptroller	2025 Q1 Criminal Fees	STATE - OMNI/FTA FEES	0012-0000-00-24770	2025 Q1 Criminal Fees - FTA F	2,680.82
State Comptroller	2025 Q1 Civil & Criminal Fees	STATE - CRIMINAL E-FILING FE	0012-0000-00-24430	2025 Q1 Criminal E-Filing Fees	97.90
State Comptroller	2025 Q1 Civil Fees	STATE - CIVIL FILING FEES - SB	0012-0000-00-24250	2025 Q1 Civil Fees - Justice Co	1,716.00
State Comptroller	2025 Q1 Civil Fees	STATE - INDIGENT DEFENSE	0012-0000-00-24270	2025 Q1 Civil Fees Dist. Ct Ind	40.00
State Comptroller	2025 Q1 Civil Fees	STATE - INDIGENT DEFENSE	0012-0000-00-24270	2025 Q1 Civil Fees Justice Ct I	198.62
State Comptroller	2025 Q1 Civil Fees	STATE - DISPUTE RESOLUTION	0012-0000-00-24360	2025 Q1 Civil Fees - Cty Dispu	1,125.00
State Comptroller	2025 Q1 Civil Fees	STATE - BIRTH CERTIFICATE FE	0012-0000-00-24390	2025 Q1 Civil Fees - Birth Cer	486.00
State Comptroller	2025 Q1 Civil Fees	STATE - CIVIL FEES	0012-0000-00-24450	2025 Q1 Civil Fees - Const Co	666.00
State Comptroller	2025 Q1 Civil Fees	STATE - CIVIL FEES	0012-0000-00-24450	2025 Q1 Civil Fees - Dist Crt -	3,063.99
State Comptroller	2025 Q1 Civil Fees	STATE - CIVIL JUDICIAL CRT TR	0012-0000-00-24500	2025 Q1 Civil Fees - Judicial &	20.00
State Comptroller	2025 Q1 Civil Fees	STATE - MARRIAGE LICENSE	0012-0000-00-24700	2025 Q1 Civil Fees - Marriage	990.00
State Comptroller	2025 Q1 Civil Fees	STATE - INFORMAL MARRIAGE	0012-0000-00-24701	2025 Q1 Civil Fees- Marriage	12.50
State Comptroller	2025 Q1 Specialty Ct	STATE - DRUG COURT COSTS	0012-0000-00-24170	2025 Q1 Specialty Court Progr	67.33
Department 0000 - 0000 Total:					84,516.46
Department: 0400 - COUNTY JUDGE					
Prestige Office Products, LLC	133091	SUPPLIES/EQUIPMENT UNDE	0012-0400-00-62640	County Judge office supplies	59.77
GreatAmerica Financial Svcs	38997004	COPIER USAGE EXPENSE	0012-0400-00-62400	Cty Judge Toshiba eStudio 251	150.00
AT&T Mobility	826401607X04192025	COMMUNICATIONS EXPENSE	0012-0400-00-61000	Cellular service County Judge	40.16
Department 0400 - COUNTY JUDGE Total:					249.93
Department: 0401 - COMMISSIONER'S COURT					
Crain, Caton & James, PC	1283552	OUTSIDE LEGAL SERVICES	0012-0401-00-66531	Services Rendered Remediati	8,949.31
Crain, Caton & James, PC	1283572	OUTSIDE LEGAL SERVICES	0012-0401-00-66531	Services Rendered Inland Envi	84,073.72
Department 0401 - COMMISSIONER'S COURT Total:					93,023.03
Department: 0402 - 0402					
Amazon Capital Services	1JH9-H4PX-J1QX	SUPPLIES/EQUIPMENT UNDE	0012-0402-00-62640	Grant Writer keyboard	34.99
Amazon Capital Services	1XWY-DT4P-T3TV	SUPPLIES/EQUIPMENT UNDE	0012-0402-00-62640	Grant Writer Dell Monitor	275.45
Amazon Capital Services	1RDL-7FWD-CQWG	SUPPLIES/EQUIPMENT UNDE	0012-0402-00-62640	Grant Writer Office Supplies	76.68
Department 0402 - 0402 Total:					387.12
Department: 0403 - COUNTY CLERK					
Southwest Filing & Storage	16247	SUPPLIES/EQUIPMENT UNDE	0012-0403-00-62640	County Clerk Case binders	1,083.96
Department 0403 - COUNTY CLERK Total:					1,083.96

**MINUTES OF THE COLORADO COUNTY**  
**COMMISSIONER'S COURT REGULAR MEETING**  
**April 28, 2025**

Pending Expense Approval Report		Packet: APPKT01252;APPKT01254;APPKT01255;APPKT01260;APPKT01262;APPKT01263			
Vendor Name	Payable Number	Account Name	Account Number	Description (Item)	Amount
<b>Department: 0410 - ELECTIONS</b>					
Amazon Capital Services	19MM-NHXT-KKY6	OFFICE SUPPLIES - ADMIN	0012-0410-00-62600	Elections Office Supplies	207.32
Amazon Capital Services	1G1T-FCD1-J9RP	OFFICE SUPPLIES - ADMIN	0012-0410-00-62600	Elections Leather Tags x30	25.19
Macquarie Equipment Capital	233985-135-250512	COPIER LEASE EXPENSE	0012-0410-00-61100	Elections	404.33
Amazon Capital Services	1NT7-G1P3-LPPC	OFFICE SUPPLIES - ADMIN	0012-0410-00-62600	Elections Leather Tags	16.89
Apple Lumber	2504-130140	VOTING SUPPLIES/PRINTING	0012-0410-00-62605	Elections batteries for voting	9.30
<b>Department 0410 - ELECTIONS Total:</b>					<b>663.03</b>
<b>Department: 0433 - 25TH JUDICIAL DISTRICT</b>					
D'Lois L. Jones	DJ-791b	COURT REPORTERS EXPENSE	0012-0433-00-62664	CR-23-168 Transcript Copy	91.52
<b>Department 0433 - 25TH JUDICIAL DISTRICT Total:</b>					<b>91.52</b>
<b>Department: 0435 - DISTRICT COURT</b>					
BCC Languages LLC	250270	INTERPRETORS	0012-0435-00-66530	District Court Interpreter (2nd	902.00
South Texas Forensic Psycholo	4.21.25	PROF SVCS-NON SPECIFIED	0012-0435-00-66542	Competency Evaluation- Etha	800.00
Rapid Financial Solutions	4.25.25	JUROR EXPENSE	0012-0435-00-62662	District Court Juror payments	1,840.00
<b>Department 0435 - DISTRICT COURT Total:</b>					<b>3,542.00</b>
<b>Department: 0450 - DISTRICT CLERK</b>					
Amazon Capital Services	1XMC-RQWY-LNMP	SUPPLIES/EQUIPMENT UNDE	0012-0450-00-62640	District Clerk wireless mouse	12.99
<b>Department 0450 - DISTRICT CLERK Total:</b>					<b>12.99</b>
<b>Department: 0451 - JUSTICE OF THE PEACE #1</b>					
Prestige Office Products, LLC	133110	SUPPLIES/EQUIPMENT UNDE	0012-0451-00-62640	JP1 Office Supplies	82.62
Texas Justice Court Training C	16311	CONFERENCES/SEMINARS/DU	0012-0451-00-61700	JP1 Legislative update confere	50.00
Macquarie Equipment Capital	233985-135-250512	COPIER LEASE EXPENSE	0012-0451-00-61100	JP1	404.33
<b>Department 0451 - JUSTICE OF THE PEACE #1 Total:</b>					<b>536.95</b>
<b>Department: 0452 - JUSTICE OF THE PEACE #2</b>					
Boe Reeves	4.15.25	TRAVEL EXPENSES	0012-0452-00-62000	April 2025 mileage	58.80
Macquarie Equipment Capital	233985-135-250512	COPIER LEASE EXPENSE	0012-0452-00-61100	JP2	404.33
<b>Department 0452 - JUSTICE OF THE PEACE #2 Total:</b>					<b>463.13</b>
<b>Department: 0453 - JUSTICE OF THE PEACE #3</b>					
Macquarie Equipment Capital	233985-135-250512	COPIER LEASE EXPENSE	0012-0453-00-61100	JP3	404.33
<b>Department 0453 - JUSTICE OF THE PEACE #3 Total:</b>					<b>404.33</b>
<b>Department: 0454 - JUSTICE OF THE PEACE #4</b>					
Double C Pest Control	23310	PEST CONTROL	0012-0454-00-63205	JP4 Bi-Monthly Pest Control	40.00
Prestige Office Products, LLC	133072	SUPPLIES/EQUIPMENT UNDE	0012-0454-00-62640	JP4 Office Supplies	142.62
Charter Communications	184891501041425	COMMUNICATIONS EXPENSE	0012-0454-00-61000	JP4 Phone Internet	180.53
Amazon Capital Services	1F6V-MM9T-H41P	SUPPLIES/EQUIPMENT UNDE	0012-0454-00-62640	JP4 Office Supplies	110.35
Macquarie Equipment Capital	308515	SUPPLIES/EQUIPMENT UNDE	0012-0454-00-62640	JP4 Copier Lease 4.13.25-5.12	99.00
<b>Department 0454 - JUSTICE OF THE PEACE #4 Total:</b>					<b>572.50</b>
<b>Department: 0475 - COUNTY ATTORNEY</b>					
ODP Business Solutions	418600254001	CO/DIST ATTY OFFICE EXPENS	0012-0475-00-69012	County Attny USB drives	469.13
ODP Business Solutions	418600522001	CO/DIST ATTY OFFICE EXPENS	0012-0475-00-69012	County Attny USB drives	40.69
ODP Business Solutions	418600523001	CO/DIST ATTY OFFICE EXPENS	0012-0475-00-69012	County Attny USB drives	45.49
ODP Business Solutions	418600524001	CO/DIST ATTY OFFICE EXPENS	0012-0475-00-69012	County Attny Bubble Mailer	41.98
Beth Mayfield	4.11.25	CO/DIST ATTY OFFICE EXPENS	0012-0475-00-69012	County Attny Reimbursement	19.36
AT&T Mobility	826401607X04192025	CO/DIST ATTY OFFICE EXPENS	0012-0475-00-69012	Cellular service County Attny	215.15
Macquarie Equipment Capital	233985-135-250512	CO/DIST ATTY OFFICE EXPENS	0012-0475-00-69012	Cty Attorney (2)	907.70
ODP Business Solutions	421423858001	CO/DIST ATTY OFFICE EXPENS	0012-0475-00-69012	County Attny Office Chair	373.39
<b>Department 0475 - COUNTY ATTORNEY Total:</b>					<b>2,112.89</b>
<b>Department: 0495 - COUNTY AUDITOR</b>					
Macquarie Equipment Capital	233985-135-250512	COPIER LEASE EXPENSE	0012-0495-00-61100	Auditor	404.33
Cheri Tello	4.25.25	SUPPLIES/EQUIPMENT UNDE	0012-0495-00-62640	Auditor travel time & attenda	22.54
<b>Department 0495 - COUNTY AUDITOR Total:</b>					<b>426.87</b>
<b>Department: 0497 - COUNTY TREASURER</b>					
Joyce Guthmann	4.25.25	TRAVEL EXPENSES	0012-0497-00-62000	Treasurer Conference Reimbu	131.60
Joyce Guthmann	4.25.25	TRAVEL EXPENSES	0012-0497-00-62000	Treasurer Conference Reimbu	105.00
<b>Department 0497 - COUNTY TREASURER Total:</b>					<b>236.60</b>
<b>Department: 0499 - TAX ASSESSOR-COLLECTOR</b>					
Amazon Capital Services	1KFM-N47G-LGF1	SUPPLIES/EQUIPMENT UNDE	0012-0499-00-62640	TAC Wall file organizer	35.57



**MINUTES OF THE COLORADO COUNTY**  
**COMMISSIONER'S COURT REGULAR MEETING**  
**April 28, 2025**

Pending Expense Approval Report		Packet: APPKT01252;APPKT01254;APPKT01255;APPKT01260;APPKT01262;APPKT01263			
Vendor Name	Payable Number	Account Name	Account Number	Description (Item)	Amount
Macquarie Equipment Capital	233985-135-250512	COPIER LEASE EXPENSE	0012-0499-00-61100	TAC	404.33
Department 0499 - TAX ASSESSOR-COLLECTOR Total:					439.90
Department: 0510 - COURTHOUSE BLDG					
Gulf Coast Paper Co., Inc.	2640967	MISCELLANEOUS SUPPLIES	0012-0510-00-62690	Paper products	144.28
Securetech Systems, Inc.	9355	REPAIRS TO BLDGS - CH/Anne	0012-0510-00-63210	Duress Alarm service	1,956.50
Coastal Office Solutions	OE-50967-1	MISCELLANEOUS SUPPLIES	0012-0510-00-62690	Paper products	125.40
Coastal Office Solutions	OE-50967-1	CLEANING SUPPLIES	0012-0510-00-63200	Cleaning products	585.44
Firepot Media	234	TECHNOLOGY UPGRADES	0012-0510-00-66320	Courtroom new sound system	13,465.44
San Bernard Electric Coop, Inc	April #3465300	UTILITIES - CH/Annex	0012-0510-00-63000	Tower Electricity	44.00
Coastal Office Solutions	OE-50967-2	MISCELLANEOUS SUPPLIES	0012-0510-00-62690	Paper products	83.56
Department 0510 - COURTHOUSE BLDG Total:					16,404.62
Department: 0515 - PARKS & RECREATION					
Amazon Capital Services	1G1T-FCD1-9XX6	MAINTENANCE	0012-0515-00-63410	Beason's Park Restroom Suppl	135.32
A L & M Building Supply	588815	MAINTENANCE	0012-0515-00-63410	Beason's trash bags	6.29
A L & M Building Supply	589190	MAINTENANCE	0012-0515-00-63410	Beason's trash bags	18.99
Department 0515 - PARKS & RECREATION Total:					160.60
Department: 0525 - SEPTIC SYSTEM/FLOOD PLAIN					
D-Zee's Automotive	38251	SUPPLIES/EQUIPMENT UNDE	0012-0525-00-62640	OSSF vehicle repairs	147.00
Department 0525 - SEPTIC SYSTEM/FLOOD PLAIN Total:					147.00
Department: 0530 - EMERGENCY MANAGEMENT					
Voceon	484000095-1	EQUIPMENT OVER \$500	0012-0530-00-70500	OEM Dash KCH-19 Mobile	3,250.00
Voceon	519000068-1	EQUIPMENT OVER \$500	0012-0530-00-70500	OEM 22" touch screen monito	2,253.00
AT&T Mobility	826401607X04192025	COMMUNICATIONS EXPENSE	0012-0530-00-61000	Cellular service Chuck Rogers	57.36
Langford Community Mgmt S	6204	STATE HOMELAND SECURITY	0012-0530-00-69074	Contract#22-130-014-D794 PI	11,310.00
Department 0530 - EMERGENCY MANAGEMENT Total:					16,870.36
Department: 0540 - EMS					
Amazon Capital Services	1C1Y-6X49-JCWD	SUPPLIES/EQUIPMENT UNDE	0012-0540-20-62640	EMS wall sign holders	93.27
Amazon Capital Services	1J14-VCPC-6RLQ	SUPPLIES/EQUIPMENT UNDE	0012-0540-20-62640	EMS Paper	19.98
Amazon Capital Services	1M4F-VX7V-793K	SUPPLIES/EQUIPMENT UNDE	0012-0540-20-62640	EMS Foam sheets	28.98
Amazon Capital Services	1M6J-FKGT-39MK	SUPPLIES/EQUIPMENT UNDE	0012-0540-20-62640	EMS Supplies	15.18
Amazon Capital Services	1RMG-W94C-QCKK	SUPPLIES/EQUIPMENT UNDE	0012-0540-20-62640	EMS Wireless mouse (3)	29.64
DSS Driving Safety Services, LL	25-1495899	DRUG & ALCOHOL TESTING	0012-0540-25-66515	EMS random drug testing Alex	90.00
Gulf Coast Paper Co., Inc.	2640968	SUPPLIES/EQUIPMENT UNDE	0012-0540-20-62640	EMS Supplies	348.70
D-Zee's Automotive	38211	REPAIRS OF EQUIP/VEHICLES	0012-0540-24-63300	EMS Vehicle engine repair LP#	231.00
Columbus Tire Center	47268	BATTERIES, TIRES & TUBES	0012-0540-24-63305	EMS Tires x6 LP#1568520	1,164.90
FireStationFurniture.com	8253	EQUIPMENT OVER \$500	0012-0540-20-70500	EMS 3-Seat Furniture (2)	8,056.86
Bound Tree Medical, LLC	85725663	AMBULANCE SUPPLIES	0012-0540-20-62612	Ambulance Supplies	962.23
Tri-County Petroleum, Inc - E	120192	FUEL & OIL	0012-0540-20-62670	EMS Fuel- Gas	1,024.44
Tri-County Petroleum, Inc - E	120192	FUEL & OIL	0012-0540-20-62670	EMS Fuel- Clear Diesel	1,216.50
Charter Communications	184891501041425	COMMUNICATIONS EXPENSE	0012-0540-25-61000	EL EMS Phone Svc	40.00
Bound Tree Medical, LLC	85734056	AMBULANCE SUPPLIES	0012-0540-20-62612	Ambulance Supplies	1,779.82
Bound Tree Medical, LLC	85736051	AMBULANCE SUPPLIES	0012-0540-20-62612	Ambulance Supplies	287.27
Bound Tree Medical, LLC	85737728	AMBULANCE SUPPLIES	0012-0540-20-62612	Ambulance Supplies	861.81
Bound Tree Medical, LLC	85737729	AMBULANCE SUPPLIES	0012-0540-20-62612	Ambulance Supplies	348.75
Teleflex LLC	9509762927	AMBULANCE SUPPLIES	0012-0540-20-62612	EMS Ambulance Supplies	1,100.00
Macquarie Equipment Capital	233985-135-250512	COPIER LEASE EXPENSE	0012-0540-25-61100	EMS	404.33
DSS Driving Safety Services, LL	25-1495979	DRUG & ALCOHOL TESTING	0012-0540-25-66515	EMS Random Drug & Alcohol	745.00
Migl Manufacturing, LLC	33346B	UNIFORMS	0012-0540-25-62100	EMS Uniforms embroidery	100.00
Migl Manufacturing, LLC	33346C	UNIFORMS	0012-0540-25-62100	EMS Uniforms embroidery	160.50
D-Zee's Automotive	38253	REPAIRS OF EQUIP/VEHICLES	0012-0540-24-63300	EMS Check engine light repair	495.00
D-Zee's Automotive	38260	BATTERIES, TIRES & TUBES	0012-0540-24-63305	EMS Battery 2015 Ram 3500	455.90
O'Reilly Auto Parts EMS	3905-226488	REPAIRS OF EQUIP/VEHICLES	0012-0540-24-63300	EMS terminals & parts	111.67
Columbus Tire Center	47454	REPAIRS OF EQUIP/VEHICLES	0012-0540-24-63300	EMS Vehicle Repairs LP#1464	4,332.53
O'Reilly Auto Parts EMS	3905-227302	REPAIRS OF EQUIP/VEHICLES	0012-0540-24-63300	EMS oil, filter & wiper fluid	87.69
A L & M Building Supply	589371	SUPPLIES/EQUIPMENT UNDE	0012-0540-20-62640	EMS Spray paint & super glue	23.47
O'Reilly Auto Parts PCT4	6123-193114	REPAIRS OF EQUIP/VEHICLES	0012-0540-24-63300	PCT4 Connector kit	10.99
Zoll Medical Corp	90094103-May	SOFTWARE/LICENSE SERVICES	0012-0540-20-64000	Case Review Subscription	478.18
Amazon Capital Services	1M1H-CNRX-DQL1	SUPPLIES/EQUIPMENT UNDE	0012-0540-20-62640	EMS sprayer bottles	13.96
Amazon Capital Services	1WXP-WY6Q-DR6D	SUPPLIES/EQUIPMENT UNDE	0012-0540-20-62640	EMS memory cards	20.88



**MINUTES OF THE COLORADO COUNTY**  
**COMMISSIONER'S COURT REGULAR MEETING**  
**April 28, 2025**

Pending Expense Approval Report			Packet: APPKT01252;APPKT01254;APPKT01255;APPKT01260;APPKT01262;APPKT01263		
Vendor Name	Payable Number	Account Name	Account Number	Description (Item)	Amount
Gulf Coast Paper Co., Inc.	2642965	SUPPLIES/EQUIPMENT UNDE	0012-0540-20-62640	Cleaning products	174.13
Gulf Coast Paper Co., Inc.	2643070	SUPPLIES/EQUIPMENT UNDE	0012-0540-20-62640	Cleaning products	133.34
O'Reilly Auto Parts EMS	3905-227404	BATTERIES, TIRES & TUBES	0012-0540-24-63305	EMS battery core return	-56.00
O'Reilly Auto Parts EMS	3905-227406	SUPPLIES/EQUIPMENT UNDE	0012-0540-20-62640	EMS battery tester	62.99
Columbus Tire Center	47501	BATTERIES, TIRES & TUBES	0012-0540-24-63305	EMS Tires LP#1464983	509.34
				<b>Department 0540 - EMS Total:</b>	<b>25,963.23</b>
<b>Department: 0551 - CONSTABLE, PRECINCT 1</b>					
Columbus Tire Center	47365	TRAVEL EXPENSE	0012-0551-00-63310	Constable 4 oil change/ tires	£39.45
				<b>Department 0551 - CONSTABLE, PRECINCT 1 Total:</b>	<b>839.45</b>
<b>Department: 0560 - COUNTY SHERIFF</b>					
Amazon Capital Services	169L-CJGT-YJH7	EMPLOYEE UNIFORMS	0012-0560-11-62105	Sheriff Sargent patches	109.50
Amazon Capital Services	1VDD-TGNQ-QFNQ	SUPPLIES/EQUIPMENT UNDE	0012-0560-10-62640	Dispatch thermal laminating s	29.98
B & D Graphic	554	REPAIRS OF EQUIP/VEHICLES	0012-0560-11-63300	Sheriff tint 2 cars	1,300.00
Bold Plumbing, LLC	041825-A-BT	REPAIRS TO BLDGS - Sheriff	0012-0560-14-63210	Sheriff Plumbing repair	485.15
A-Line Auto Parts	11165304	REPAIRS OF EQUIP/VEHICLES	0012-0560-11-63300	Sheriff Vehicle parts	158.70
Tri-County Petroleum, Inc - Sh	120105	FUEL & OIL	0012-0560-11-62670	Sheriff Fuel- Gas	1,694.35
Schneider Tire & Lube LLC	54520	REPAIRS OF EQUIP/VEHICLES	0012-0560-11-63300	Sheriff Oil Change LP#TFL056	58.98
CDW LLC	AD6SW6P	EQUIPMENT OVER \$500	0012-0560-10-70500	Sheriff Dell 7650	5,637.36
Macquarie Equipment Capital	233985-135-250512	911 OPERATING/DISPATCH EX	0012-0560-10-62658	Dispatch Epson WFC579R	99.00
Macquarie Equipment Capital	233985-135-250512	COPIER LEASE EXPENSE	0012-0560-14-61100	Sheriff Dept	404.33
Cavender Auto Country Chev	376637	REPAIRS OF EQUIP/VEHICLES	0012-0560-11-63300	Sheriff Oil Change LP#TMT118	83.94
Cavender Auto Country Chev	376791	REPAIRS OF EQUIP/VEHICLES	0012-0560-11-63300	Sheriff Oil Change LP#VGC714	242.33
Cavender Auto Country Chev	376906	REPAIRS OF EQUIP/VEHICLES	0012-0560-11-63300	Sheriff Oil Change LP#TMT118	83.94
O'Reilly Auto Parts CCSO	3905-226949	REPAIRS OF EQUIP/VEHICLES	0012-0560-11-63300	Sheriff wiper blades	5.99
GT Distributors, Inc.	INV1041116	EMPLOYEE UNIFORMS	0012-0560-11-62105	Sheriff badges	234.07
GT Distributors, Inc.	INV1041748	EMPLOYEE UNIFORMS	0012-0560-11-62105	Sheriff Uniforms	592.45
GT Distributors, Inc.	UNIV0068840	EMPLOYEE UNIFORMS	0012-0560-11-62105	Sheriff Uniforms	71.99
GT Distributors, Inc.	UNIV0068848	EMPLOYEE UNIFORMS	0012-0560-11-62105	Sheriff Uniforms	167.99
GT Distributors, Inc.	UNIV0069045	EMPLOYEE UNIFORMS	0012-0560-11-62105	Sheriff Uniforms	76.99
GT Distributors, Inc.	UNIV0069221	EMPLOYEE UNIFORMS	0012-0560-11-62105	Sheriff Uniforms	76.99
GT Distributors, Inc.	UNIV0069313	EMPLOYEE UNIFORMS	0012-0560-11-62105	Sheriff Uniforms	143.98
Safelite Fulfillment LLC	03699-000367	REPAIRS OF EQUIP/VEHICLES	0012-0560-11-63300	Sheriff Windshield LP#156852	639.79
Tri-County Petroleum, Inc - Sh	120201	FUEL & OIL	0012-0560-11-62670	Sheriff Fuel	2,189.70
Tri-County Petroleum, Inc - Sh	120282	FUEL & OIL	0012-0560-11-62670	Sheriff Fuel	2,074.85
Amazon Capital Services	1WN3-1QFT-MHY3	SUPPLIES/EQUIPMENT UNDE	0012-0560-11-62640	Sheriff Office Supplies	20.10
International Association for P	219250	SCHOOLS FOR DEPUTIES/DISP	0012-0560-14-61810	Sheriff Property & Evidence Cl	425.00
Johnny's Sport Shop	2-84556	SB22 LEO GRANT EXPENDITU	0012-0560-00-69068	Sheriff gun slings (30)	2,580.00
O'Reilly Auto Parts CCSO	3905-227186	REPAIRS OF EQUIP/VEHICLES	0012-0560-11-63300	Sheriff Battery	458.72
Wyatt Schoppe	4.23.25	FUEL & OIL	0012-0560-11-62670	Sheriff Reimbursement Fuel	45.62
SAS Accessories & Installation	545	SUPPLIES/EQUIPMENT UNDE	0012-0560-11-62640	Sheriff SD card on Whelen	150.00
Axon Enterprises Inc.	INUS340442	SUPPLIES/EQUIPMENT UNDE	0012-0560-11-62640	Sheriff Taser battery packs (4)	850.60
O'Reilly Auto Parts CCSO	3905-227247	BATTERIES, TIRES & TUBES	0012-0560-11-63305	Sheriff Battery core return	-44.00
O'Reilly Auto Parts CCSO	3905-227260	SUPPLIES/EQUIPMENT UNDE	0012-0560-11-62640	Sheriff cargo straps	32.99
Schneider Tire & Lube LLC	54592	REPAIRS OF EQUIP/VEHICLES	0012-0560-11-63300	Sheriff Oil Change & tire rotat	114.96
				<b>Department 0560 - COUNTY SHERIFF Total:</b>	<b>21,296.34</b>
<b>Department: 0565 - COUNTY JAIL</b>					
Bold Plumbing, LLC	041525-A-FE	REPAIRS TO BLDGS - Jail	0012-0565-00-63210	Jail replace valve water closet	510.25
Sunbelt Laboratories	146990	CLEANING SUPPLIES	0012-0565-00-63200	Jail Laundry & Dish soap	1,618.33
Ferguson Enterprises LLC	1852904	CLEANING SUPPLIES	0012-0565-00-63200	Jail Cleaning supplies	827.21
Ferguson Enterprises LLC	1852159	CLEANING SUPPLIES	0012-0565-00-63200	Jail Cleaning supplies	129.90
Double C Pest Control	23081	PEST CONTROL	0012-0565-00-63205	Jail monthly pest control	85.00
Performance Foodservice Tem	2658962	FOOD FOR PRISONERS	0012-0565-00-65010	Inmate food	6,495.25
Rujo Hood Cleaning LLC	303001	REPAIRS TO BLDGS - Jail	0012-0565-00-63210	Jail Hood cleaning	705.88
Southern Health Partners, Inc.	HOURS1099	PRISONER MEDICAL/MEDICIN	0012-0565-00-65020	Nursing Hours Overage 2.23.2	2,795.54
Southern Health Partners, Inc.	MISC11070	PRISONER MEDICAL/MEDICIN	0012-0565-00-65020	Oct 2023 Base Provision for H	504.10
Toepperwein Air-Conditioning	17651	REPAIRS TO BLDGS - Jail	0012-0565-00-63210	Jail replace ice bins	2,530.45
Toepperwein Air-Conditioning	17662	REPAIRS TO BLDGS - Jail	0012-0565-00-63210	Jail ice machine repair	679.98
The Pharmacy Shop of Weima	32025	PRISONER MEDICAL/MEDICIN	0012-0565-00-65020	Jail Inmate Medicine	32.00
Jesse A. Reed III	4.15.25	DRUG & ALCOHOL TESTING	0012-0565-00-66515	(4) Jail L-3 evaluations	1,000.00

**MINUTES OF THE COLORADO COUNTY**  
**COMMISSIONER'S COURT REGULAR MEETING**  
**April 28, 2025**

**Pending Expense Approval Report**

Packet: APPKT01252;APPKT01254;APPKT01255;APPKT01260;APPKT01262;APPKT01263

Vendor Name	Payable Number	Account Name	Account Number	Description (Item)	Amount
Ferguson Enterprises LLC	1852904-1	JAIL SUPPLIES	0012-0565-00-62632	Jail hand soap	41.00
Macquarie Equipment Capital	233985-135-250512	COPIER LEASE EXPENSE	0012-0565-00-61100	Jail	404.33
GT Distributors, Inc.	UNIV0068964	JAILERS UNIFORMS	0012-0565-00-62105	Jailer Uniforms	136.83
Jesse A. Reed III	4.15.25 (2)	DRUG & ALCOHOL TESTING	0012-0565-00-66515	Sheriff L-3 evaluation Wyatt S	250.00
Department 0565 - COUNTY JAIL Total:					18,746.05

**Department: 0585 - INFORMATION TECHNOLOGY**

Tyler Technologies, Inc	025-507258	SOFTWARE/LICENSE SERVICES	0012-0585-00-64000	Financial Project Managemen	550.00
Amazon Capital Services	1F6V-MM9T-1G43	SUPPLIES/EQUIP UNDER \$500	0012-0585-00-62640	IT 3.70 GHz Processor & Suppl	629.70
Amazon Capital Services	1L64-QMT3-GQTF	SUPPLIES/EQUIP UNDER \$500	0012-0585-00-62640	IT Samsung memory bundle	144.54
Department 0585 - INFORMATION TECHNOLOGY Total:					1,324.24

**Department: 0640 - CONTRACT SERVICES**

Henneke Funeral Home	4.23.25	BURIAL EXPENSE	0012-0640-00-62660	Cremation expense Amanda S	3,376.00
Department 0640 - CONTRACT SERVICES Total:					3,376.00

**Department: 0645 - INDIGENT HEALTHCARE**

Concord Medical Group, PLLC	441525B	MEDICAL, IHC	0012-0645-00-69052	Inmate Physician Svcs	81.24
Bryan Radiology Associates	BRA21034	MEDICAL, IHC	0012-0645-00-69052	Inmate XRays	51.06
Columbus Community Hospit	ProPatID 60075248	MEDICAL, IHC	0012-0645-00-69052	Inmate Er visit	1,431.79
Columbus Community Hospit	ProvPatID 60076847	MEDICAL, IHC	0012-0645-00-69052	IHC Inmate Er visit	576.83
Columbus Local Pharmacy	50020.53.2	MEDICINES, IHC	0012-0645-00-69054	IHC Medicine Client #50020	95.16
Columbus Local Pharmacy	50020.53.3	MEDICINES, IHC	0012-0645-00-69054	IHC Medicine Client #50020	21.32
Columbus Local Pharmacy	50020.53.4	MEDICINES, IHC	0012-0645-00-69054	IHC Medicine Client# 50020 2.	80.65
Columbus Local Pharmacy	50020.53.5	MEDICINES, IHC	0012-0645-00-69054	IHC Medicine Client# 50020 3.	80.85
Columbus Local Pharmacy	50020.53.6	MEDICINES, IHC	0012-0645-00-69054	IHC Medicine Client #50020 1.	66.00
Columbus Local Pharmacy	50020.53.7	MEDICINES, IHC	0012-0645-00-69054	IHC Medicine Client #50020	60.00
Columbus Local Pharmacy	50029.53.2	MEDICINES, IHC	0012-0645-00-69054	IHC Medicine Client#50029 11	9.34
Columbus Local Pharmacy	50050.53.1	MEDICINES, IHC	0012-0645-00-69054	IHC Medicine Client #50050 1	537.98
Columbus Local Pharmacy	50050.53.2	MEDICINES, IHC	0012-0645-00-69054	IHC Medicine Client #50050	907.42
Columbus Local Pharmacy	50050.53.3	MEDICINES, IHC	0012-0645-00-69054	IHC Medicine Client # 50050 3	850.65
Columbus Local Pharmacy	50050.53.4	MEDICINES, IHC	0012-0645-00-69054	IHC Medicine Client #50050	850.65
Columbus Local Pharmacy	50051.53.1	MEDICINES, IHC	0012-0645-00-69054	IHC Medicine Client #50051 1	49.59
Columbus Community Hospit	ProvPatID 60040859	MEDICAL, IHC	0012-0645-00-69052	Inmate Er visit	2,034.31
Department 0645 - INDIGENT HEALTHCARE Total:					7,784.84

**Department: 0665 - AGRI EXTENSION SERVICE**

Laramie Kettler	1058	CONFERENCES/SEMINARS/DU	0012-0665-00-61700	Ag Ext Reimb for Conference	300.00
Prestige Office Products, LLC	133103	SUPPLIES/EQUIPMENT UNDE	0012-0665-00-62640	Ag Ext. Copy paper	202.84
Colorado County 4-H Council	4.16.25	POSTAGE	0012-0665-00-61400	Ag Ext. Reimb 5 rolls stamps	365.00
Laramie Kettler	89192447	CONFERENCES/SEMINARS/DU	0012-0665-00-61700	Ag Ext Conference Reimburse	50.00
Charter Communications	184891501041425	COMMUNICATIONS EXPENSE	0012-0665-00-61000	Internet @ Agrilife	130.67
Texas Agrilife Extension	4.16.25	POSTAGE	0012-0665-00-61400	Ag Ext. Reimb 10 rolls stamps	730.00
Macquarie Equipment Capital	233985-135-250512	COPIER LEASE EXPENSE	0012-0665-00-61100	AG Ext office	404.33
Ja'Shae Carter	4.23.25	CONFERENCES/SEMINARS/DU	0012-0665-00-61700	Ag Ext Reimbursement Spring	50.00
Department 0665 - AGRI EXTENSION SERVICE Total:					2,232.84

**Department: 0695 - MISCELLANEOUS**

Caprisk Consulting Group	25041501	PROFESSIONAL SERVICES	0012-0695-00-66544	Actuarial Valuation for GASB 7	4,950.00
FP Finance Program	38997005	POSTAGE & BOX RENT	0012-0695-00-61405	Mail machine lease	177.00
Charter Communications	184891501041425	COMMUNICATIONS EXPENSE	0012-0695-00-61000	Fiber Internet @Annex	854.46
Dale E. Rerich	4.22.25	BOUNTIES	0012-0695-00-66000	Coyote bounties (19)	190.00
Weimar Mercury	Feb 2025	PUBLISHING & SUBSCRIPTION	0012-0695-00-61300	Grant Writer Job posting	43.31
Weimar Mercury	Feb 2025	PUBLISHING & SUBSCRIPTION	0012-0695-00-61300	Notice- Proposed Speed Limit	59.06
Texas Social Security Program	2025	MISCELLANEOUS EXPENSE	0012-0695-00-69900	2025 Annual Administrative F	35.00
Colorado County Citizen	21116	PUBLISHING & SUBSCRIPTION	0012-0695-00-61300	Help wanted ad for PCT3	60.00
Banner Press Newspaper, Inc.	19031	PUBLISHING & SUBSCRIPTION	0012-0695-00-61300	Legal Notice of public hearing	40.50
William Winkler	4.25.25	BOUNTIES	0012-0695-00-66000	Coyote bounties	10.00
Department 0695 - MISCELLANEOUS Total:					6,419.33
Fund 0012 - General Fund Total:					310,328.11



**MINUTES OF THE COLORADO COUNTY**  
**COMMISSIONER'S COURT REGULAR MEETING**  
**April 28, 2025**

Pending Expense Approval Report			Packet: APPKT01252;APPKT01254;APPKT01255;APPKT01260;APPKT01262;APPKT01263		
Vendor Name	Payable Number	Account Name	Account Number	Description (Item)	Amount
Fund: 0013 - Records Preservation					
Department: 0613 - RECORDS RETENTION					
Fidlar Technologies, Inc.	0801205-IN	RECORDS PRESERVATION	0013-0613-00-61205	County Clerk Property Fraud	1,500.00
Department 0613 - RECORDS RETENTION Total:					1,500.00
Fund 0013 - Records Preservation Total:					1,500.00
Fund: 0014 - Airport					
Department: 0520 - 0520					
Hoelscher Car Care Center, Inc	42	MAINTENANCE	0014-0520-00-63410	Airport tire repair	25.00
Banner Press Newspaper, Inc.	19031	MISCELLANEOUS EXPENSE	0014-0520-00-69900	Legal RWJ Airport Projects	108.00
San Bernard Electric Coop, Inc	April #1060800	UTILITIES	0014-0520-00-63000	Airport Electricity #1060800	203.59
Department 0520 - 0520 Total:					336.59
Fund 0014 - Airport Total:					336.59
Fund: 0017 - Colorado County Fairgrounds					
Department: 0170 - Fairground					
Christine Grafe	4.14.25	TRAVEL EXPENSES	0017-0170-00-62000	Jan 9 - 18, 2024 mileage	98.00
Trafco Industries Inc.	55946	MAINTENANCE	0017-0170-00-63410	PCT2 Fair sign	112.00
A L & M Building Supply	588360	MAINTENANCE	0017-0170-00-63410	Fairgrounds locks & weatherst	56.48
A L & M Building Supply	588846	MAINTENANCE	0017-0170-00-63410	Fairgrounds Plumbing Repair	35.03
Coastal Office Solutions	OE-50969-1	MAINTENANCE	0017-0170-00-63410	Fairground hand soap & air fr	108.64
Department 0170 - Fairground Total:					410.15
Fund 0017 - Colorado County Fairgrounds Total:					410.15
Fund: 0018 - Colorado County Community Development Fund					
Department: 0000 - 0000					
GLS	4393	COMMUNICATIONS TOWER	0018-0000-00-66601	Contract#24-065-079-E734 En	9,300.00
Department 0000 - 0000 Total:					9,300.00
Fund 0018 - Colorado County Community Development Fund Total:					9,300.00
Fund: 0021 - Road & Bridge Pct 1					
Department: 0621 - PCT #1					
Harry Freudenberg	April 2025	COMMUNICATIONS EXPENSE	0021-0621-00-61000	April 2025 cell phone reimb	20.00
Colorado County Tax Assessor	LP# 1400073	REPAIRS OF EQUIP/VEHICLES	0021-0621-00-63300	PCT1 Vehicle Registration LP#	7.50
Unifirst Holdings Inc.	2680094183	UNIFORMS	0021-0621-00-62100	PCT1 Uniforms	87.33
A-Line Auto Parts	11042199	HAND TOOLS & EQUIPMENT	0021-0621-00-67100	PCT1 Polesaw Ext 14" & Chain	919.79
A-Line Auto Parts	11053330	REPAIRS OF EQUIP/VEHICLES	0021-0621-00-63300	PCT2 Bar, tension gear & chai	98.70
A-Line Auto Parts	11055649	REPAIRS OF EQUIP/VEHICLES	0021-0621-00-63300	PCT1 Governor for truck 98	25.79
A-Line Auto Parts	11084085	FUEL & LUBRICANTS	0021-0621-00-62671	PCT1 Woodcutter B & C Oil	632.50
A-Line Auto Parts	11149470	FUEL & LUBRICANTS	0021-0621-00-62671	PCT1 Woodcutter B & C Oil	-605.00
Amazon Capital Services	1RJR-HKWK-HKT1	REPAIRS OF EQUIP/VEHICLES	0021-0621-00-63300	PCT1 Pedestal mount pump &	548.80
Unifirst Holdings Inc.	2680094871	UNIFORMS	0021-0621-00-62100	PCT1 Uniforms	78.02
Columbus Tire Center	47300	BATTERIES, TIRES & TUBES	0021-0621-00-63305	PCT1 Tires LP#1465026	849.00
Linde Gas & Equipment Inc.	49138644	SHOP SUPPLIES	0021-0621-00-62645	PCT1 Shop supplies	263.03
Larry's Super Service	575611	REPAIRS OF EQUIP/VEHICLES	0021-0621-00-63300	PCT1 Flat repair	38.95
A L & M Building Supply	587923	REPAIRS OF EQUIP/VEHICLES	0021-0621-00-63300	PCT1 Supplies for Patch Truck	217.05
A L & M Building Supply	588017	REPAIRS OF EQUIP/VEHICLES	0021-0621-00-63300	PCT1 Supplies for Patch Truck	103.14
Mustang Cat	PART6895574	FUEL & LUBRICANTS	0021-0621-00-62671	PCT1 Transmission Oil SAE30	364.74
Mustang Cat	PART6895574	REPAIRS OF EQUIP/VEHICLES	0021-0621-00-63300	PCT1 Strip Wears	404.92
O'Reilly Auto Parts PCT1	6123-193217	FUEL & LUBRICANTS	0021-0621-00-62671	PCT1 Motor oil & filter	65.90
O'Reilly Auto Parts PCT1	6123-193217	REPAIRS OF EQUIP/VEHICLES	0021-0621-00-63300	PCT1 filter	12.01
O'Reilly Auto Parts PCT1	6123-193237	FUEL & LUBRICANTS	0021-0621-00-62671	PCT1 Motor oil	28.47
O'Reilly Auto Parts PCT1	6123-193753	REPAIRS OF EQUIP/VEHICLES	0021-0621-00-63300	PCT1 Steering wheel cover &	32.98
Greg Kloesel	April 2025	COMMUNICATIONS EXPENSE	0021-0621-00-61000	PCT1 April cell phone reimb	20.00
Department 0621 - PCT #1 Total:					4,213.62
Fund 0021 - Road & Bridge Pct 1 Total:					4,213.62
Fund: 0022 - Road & Bridge Pct 2					
Department: 0622 - PCT #2					
Cintas Corporation	4227128114	UNIFORMS	0022-0622-00-62100	PCT2 uniforms	137.25
Cintas Corporation	4227128114	SHOP SUPPLIES	0022-0622-00-62645	PCT2 shop supplies	21.00
E. J. Seifert Oil	73247	FUEL & LUBRICANTS	0022-0622-00-62671	PCT2 DEF	90.00

MINUTES OF THE COLORADO COUNTY  
COMMISSIONER'S COURT REGULAR MEETING  
April 28, 2025

Pending Expense Approval Report			Packet: APPKT01252;APPKT01254;APPKT01255;APPKT01260;APPKT01262;APPKT01263		
Vendor Name	Payable Number	Account Name	Account Number	Description (Item)	Amount
Mustang Cat	PART6900991	REPAIRS OF EQUIP/VEHICLES	0022-0622-00-63300	PCT2 Grader teeth and pins	940.55
Mustang Cat	PART6900992	REPAIRS OF EQUIP/VEHICLES	0022-0622-00-63300	PCT2 Grader teeth and pins	339.10
Winkler's Air Conditioning & E	25676	SHOP EQUIPMENT	0022-0622-00-67130	PCT2 AC install new shop brea	3,050.00
Tri-County Petroleum, Inc - PC	120084	FUEL & LUBRICANTS	0022-0622-00-62671	PCT2 Fuel- Clear Diesel	1,768.20
Tri-County Petroleum, Inc - PC	120084	FUEL & LUBRICANTS	0022-0622-00-62671	PCT2 Fuel- Dyed Diesel	1,272.85
McCoy's Building Supply	1269021	R&B MATERIALS	0022-0622-00-62680	PCT2 Culvert Repair	59.90
Stavinoha Tire Center	132905	REPAIRS OF EQUIP/VEHICLES	0022-0622-00-63300	PCT2 Oil & Filters	36.93
Shoppa's Farm Supply Inc.	1934166	REPAIRS OF EQUIP/VEHICLES	0022-0622-00-63300	PCT2 5093 Hyd Oil Cap	27.67
DSS Driving Safety Services, LL	25-1495979	CDL DRUG TESTING	0022-0622-00-66515	PCT2 Random Drug & Alcohol	135.00
M-G Farm Service Center	36818	SHOP SUPPLIES	0022-0622-00-62645	PCT2 Bolts	3.72
M-G Farm Service Center	37293	SHOP SUPPLIES	0022-0622-00-62645	PCT2 Spray paint	31.96
Colorado Materials, LTD	414076	R&B MATERIALS	0022-0622-00-62680	PCT2 Limestone Base Stockpil	2,621.50
Trafco Industries Inc.	56172	SIGNS	0022-0622-00-62681	PCT2 Traffic cones (15)	427.50
Alleyton Resource Company L	674601	R&B MATERIALS	0022-0622-00-62680	57.93Tons 5/8" Gravel	2,517.90
Alleyton Resource Company L	674698	R&B MATERIALS	0022-0622-00-62680	57.93Tons 5/8" Gravel	2,184.82
Alleyton Resource Company L	674800	R&B MATERIALS	0022-0622-00-62680	57.93Tons 5/8" Gravel	1,261.92
Alleyton Resource Company L	674920	R&B MATERIALS	0022-0622-00-62680	56.95 Tons 5/8" Gravel	1,252.90
Alleyton Resource Company L	676110	R&B MATERIALS	0022-0622-00-62680	102.15 Tons 5/8" Gravel	2,247.30
Alleyton Resource Company L	676429	R&B MATERIALS	0022-0622-00-62680	59.02 Tons 5/8" Gravel	1,298.44
Alleyton Resource Company L	676535	R&B MATERIALS	0022-0622-00-62680	PCT2 5/8" Gravel CR 218 & Liv	1,246.74
E. J. Seifert Oil	73295	REPAIRS OF EQUIP/VEHICLES	0022-0622-00-63300	PCT2 Fuel pump filters	72.00
Mustang Cat	PART6906556	REPAIRS OF EQUIP/VEHICLES	0022-0622-00-63300	PCT2 Backhoe Oil	116.95
Department 0622 - PCT #2 Total:					23,162.10
Fund 0022 - Road & Bridge Pct 2 Total:					23,162.10
Fund: 0023 - Road & Bridge Pct 3					
Department: 0623 - PCT #3					
Tri-County Petroleum, Inc - PC	119956	FUEL & LUBRICANTS	0023-0623-00-62671	PCT3 Motor Oil 15W40 CK-4 5	926.75
Amazon Capital Services	13MR-YMWF-3W73	REPAIRS TO BLDGS - PCT 3	0023-0623-00-63210	PCT3 A/C Filters	56.56
Amazon Capital Services	13MR-YMWF-3W73	REPAIRS TO BLDGS - PCT 3	0023-0623-00-63210	PCT3 Plumbing supplies for sh	93.29
Amazon Capital Services	1JH9-H4PX-9WNQ	OFFICE SUPPLIES	0023-0623-00-62600	PCT3 Office Supplies	7.49
Amazon Capital Services	1JH9-H4PX-9WNQ	REPAIRS TO BLDGS - PCT 3	0023-0623-00-63210	PCT3 Plumbing supplies	54.15
Amazon Capital Services	1JH9-H4PX-9WNQ	HAND TOOLS & EQUIPMENT	0023-0623-00-67100	PCT3 2 way radios	104.49
Amazon Capital Services	1KD6-TT4D-HXGH	REPAIRS TO BLDGS - PCT 3	0023-0623-00-63210	PCT3 Mini Blinds Office	72.84
DSS Driving Safety Services, LL	25-1495979	CDL DRUG TESTING	0023-0623-00-66515	PCT 3 Random Drug & Alcohol	240.00
Unifirst Holdings Inc.	2960128409	UNIFORMS	0023-0623-00-62100	PCT3 Uniforms	106.66
Unifirst Holdings Inc.	2960129348	UNIFORMS	0023-0623-00-62100	PCT3 Uniforms	110.35
Waller County Asphalt, Inc,	29102	R&B MATERIALS	0023-0623-00-62680	Grade IV Cold Mix	9,190.50
Columbus Bearing & Industria	321966	REPAIRS OF EQUIP/VEHICLES	0023-0623-00-63300	PCT3 Wiper blades	6.36
Columbus Bearing & Industria	322287	REPAIRS OF EQUIP/VEHICLES	0023-0623-00-63300	PCT3 Oil & Air Filters	235.01
Columbus Bearing & Industria	322289	REPAIRS OF EQUIP/VEHICLES	0023-0623-00-63300	PCT3 Fuel Filter & Fuel Hose	18.40
Colorado Materials, LTD	414077	R&B MATERIALS	0023-0623-00-62680	PCT3 Limestone Base	3,875.75
Colorado Materials, LTD	414573	R&B MATERIALS	0023-0623-00-62680	PCT3 Limestone Base	783.00
Trafco Industries Inc.	56204	SIGNS	0023-0623-00-62681	PCT3 Speed limit signs	140.00
A L & M Building Supply	589033	REPAIRS OF EQUIP/VEHICLES	0023-0623-00-63300	PCT3 Trimmer Line	16.49
A L & M Building Supply	589067	SHOP SUPPLIES	0023-0623-00-62645	PCT3 Window brush and han	26.98
John Deere Financial-PCT3	March #75317-75398	REPAIRS OF EQUIP/VEHICLES	0023-0623-00-63300	PCT3 Repair filters & Coolant	968.37
Banner Press Newspaper, Inc.	19031	MISCELLANEOUS EXPENSE	0023-0623-00-69900	PCT3 Help Wanted Ad	72.00
San Bernard Electric Coop, Inc	April #774000	UTILITIES	0023-0623-00-63000	PCT3 Utilities	188.00
Department 0623 - PCT #3 Total:					17,293.44
Fund 0023 - Road & Bridge Pct 3 Total:					17,293.44
Fund: 0024 - Road & Bridge Pct 4					
Department: 0624 - PCT #4					
Unifirst Holdings Inc.	2680094033	UNIFORMS	0024-0624-00-62100	PCT4 Uniforms	74.63
Unifirst Holdings Inc.	2680094771	UNIFORMS	0024-0624-00-62100	PCT4 Uniforms	74.63
Texas Contractors Equipment,	94539	REPAIRS OF EQUIP/VEHICLES	0024-0624-00-63300	PCT4 Warning safety lights for	1,372.18
Darrell Gertson	4.22.25	TRAVEL EXPENSES	0024-0624-00-62000	PCT4 Mileage Reimbursement	502.60
O'Reilly Auto Parts PCT4	6123-192508	FUEL & LUBRICANTS	0024-0624-00-62671	PCT4 Hydraulic oil	74.99
O'Reilly Auto Parts PCT4	6123-193010	REPAIRS OF EQUIP/VEHICLES	0024-0624-00-63300	PCT4 linkage bushing	12.09
O'Reilly Auto Parts PCT4	6123-193038	FUEL & LUBRICANTS	0024-0624-00-62671	PCT4 Fuel oil mix	25.99



MINUTES OF THE COLORADO COUNTY  
COMMISSIONER'S COURT REGULAR MEETING  
April 28, 2025

Pending Expense Approval Report		Packet: APPKT01252;APPKT01254;APPKT01255;APPKT01260;APPKT01262;APPKT01263			
Vendor Name	Payable Number	Account Name	Account Number	Description (Item)	Amount
O'Reilly Auto Parts PCT4	6123-193102	REPAIRS OF EQUIP/VEHICLES	0024-0624-00-63300	PCT4 Fuses	21.99
O'Reilly Auto Parts PCT4	6123-193152	REPAIRS OF EQUIP/VEHICLES	0024-0624-00-63300	PCT4 primary wire & splice	37.98
O'Reilly Auto Parts PCT4	6123-193662	BATTERIES, TIRES & TUBES	0024-0624-00-63305	PCT4 Battery terminal	9.49
O'Reilly Auto Parts PCT4	6123-193823	REPAIRS OF EQUIP/VEHICLES	0024-0624-00-63300	PCT4 Parts & grease	136.00
				Department 0624 - PCT #4 Total:	2,342.57
				Fund 0024 - Road & Bridge Pct 4 Total:	2,342.57
Fund: 0031 - Election Services Contract					
Department: 0610 - 0610					
Banner Press Newspaper, Inc.	18928	PUBLICATIONS & TESTING EQ	0031-0610-00-67105	Elections sample ballot & noti	1,530.00
Election Systems & Software, I	CD2118030	ELECTION SUPPLIES	0031-0610-00-62608	Elections Media backup drives	128.83
Election Systems & Software, I	CD2118205	ELECTION SUPPLIES	0031-0610-00-62608	Elections Ballot City of Colum	114.55
				Department 0610 - 0610 Total:	1,773.38
				Fund 0031 - Election Services Contract Total:	1,773.38
Fund: 0060 - Justice Court Tech					
Department: 0615 - 0615					
NetData	ND3-00848	TRAINING EXPENSES	0060-0615-00-61850	JP1 training Dana Baugh	150.00
				Department 0615 - 0615 Total:	150.00
				Fund 0060 - Justice Court Tech Total:	150.00
				Grand Total:	371,311.75



**MINUTES OF THE COLORADO COUNTY**  
**COMMISSIONER'S COURT REGULAR MEETING**  
**April 28, 2025**

Pending Expense Approval Report

Packet: APPKT01252;APPKT01254;APPKT01255;APPKT01260;APPKT01262;APPKT01263

**Report Summary**

**Fund Summary**

Fund	Expense Amount
0010 - County Attorney Forfeiture	501.79
0012 - General Fund	310,328.11
0013 - Records Preservation	1,500.00
0014 - Airport	336.59
0017 - Colorado County Fairgrounds	410.15
0018 - Colorado County Community Development Fund	9,300.00
0021 - Road & Bridge Pct 1	4,213.62
0022 - Road & Bridge Pct 2	23,162.10
0023 - Road & Bridge Pct 3	17,293.44
0024 - Road & Bridge Pct 4	2,342.57
0031 - Election Services Contract	1,773.38
0060 - Justice Court Tech	150.00
Grand Total:	371,311.75

**Account Summary**

Account Number	Account Name	Expense Amount
0010-0475-00-62000	TRAVEL EXPENSES	501.79
0012-0000-00-24170	STATE - DRUG COURT CO	67.33
0012-0000-00-24180	STATE - EMS/TRAUMA F	641.62
0012-0000-00-24190	STATE - CONSOLIDATED	38,605.65
0012-0000-00-24195	STATE - COURT COSTS PR	4,200.29
0012-0000-00-24200	STATE - TRAFFIC FEES	23,466.85
0012-0000-00-24210	STATE - ARREST FEES	2,125.04
0012-0000-00-24220	STATE - JUDICIAL SUPPO	644.29
0012-0000-00-24250	STATE - CIVIL FILING FEE	1,716.00
0012-0000-00-24270	STATE - INDIGENT DEFEN	238.62
0012-0000-00-24280	STATE - WARRANT FEES	400.00
0012-0000-00-24290	STATE - MOVING VIOLATI	115.95
0012-0000-00-24360	STATE - DISPUTE RESOLU	1,125.00
0012-0000-00-24370	STATE - TIME PAYMENTS	263.54
0012-0000-00-24390	STATE - BIRTH CERTIFICA	486.00
0012-0000-00-24430	STATE - CRIMINAL E-FILI	97.90
0012-0000-00-24450	STATE - CIVIL FEES	3,729.99
0012-0000-00-24480	STATE - TRUANCY PREV	1,863.07
0012-0000-00-24500	STATE - CIVIL JUDICIAL C	20.00
0012-0000-00-24530	STATE - BAIL BOND FEES	1,026.00
0012-0000-00-24700	STATE - MARRIAGE LICE	990.00
0012-0000-00-24701	STATE - INFORMAL MAR	12.50
0012-0000-00-24770	STATE - OMNI/FTA FEES	2,680.82
0012-0400-00-61000	COMMUNICATIONS EXP	40.16
0012-0400-00-62400	COPIER USAGE EXPENSE	150.00
0012-0400-00-62640	SUPPLIES/EQUIPMENT U	59.77
0012-0401-00-66531	OUTSIDE LEGAL SERVICE	93,023.03
0012-0402-00-62640	SUPPLIES/EQUIPMENT U	387.12
0012-0403-00-62640	SUPPLIES/EQUIPMENT U	1,083.96
0012-0410-00-61100	COPIER LEASE EXPENSE	404.33
0012-0410-00-62600	OFFICE SUPPLIES - ADMI	249.40
0012-0410-00-62605	VOTING SUPPLIES/PRINT	9.30
0012-0433-00-62664	COURT REPORTERS EXPE	91.52
0012-0435-00-62662	JUROR EXPENSE	1,840.00
0012-0435-00-66530	INTERPRETORS	902.00
0012-0435-00-66542	PROF SVCS-NON SPECIFI	800.00
0012-0450-00-62640	SUPPLIES/EQUIPMENT U	12.99
0012-0451-00-61100	COPIER LEASE EXPENSE	404.33
0012-0451-00-61700	CONFERENCES/SEMINA	50.00
0012-0451-00-62640	SUPPLIES/EQUIPMENT U	82.62
0012-0452-00-61100	COPIER LEASE EXPENSE	404.33

MINUTES OF THE COLORADO COUNTY  
COMMISSIONER'S COURT REGULAR MEETING  
April 28, 2025

Pending Expense Approval Report Packet: APPKT01252;APPKT01254;APPKT01255;APPKT01260;APPKT01262;APPKT01263

Account Summary		
Account Number	Account Name	Expense Amount
0012-0452-00-62000	TRAVEL EXPENSES	58.80
0012-0453-00-61100	COPIER LEASE EXPENSE	404.33
0012-0454-00-61000	COMMUNICATIONS EXP	180.53
0012-0454-00-62640	SUPPLIES/EQUIPMENT U	351.97
0012-0454-00-63205	PEST CONTROL	40.00
0012-0475-00-69012	CO/DIST ATTY OFFICE EX	2,112.89
0012-0495-00-61100	COPIER LEASE EXPENSE	404.33
0012-0495-00-62640	SUPPLIES/EQUIPMENT U	22.54
0012-0497-00-62000	TRAVEL EXPENSES	236.60
0012-0499-00-61100	COPIER LEASE EXPENSE	404.33
0012-0499-00-62640	SUPPLIES/EQUIPMENT U	35.57
0012-0510-00-62690	MISCELLANEOUS SUPPLI	353.24
0012-0510-00-63000	UTILITIES - CH/Annex	44.00
0012-0510-00-63200	CLEANING SUPPLIES	585.44
0012-0510-00-63210	REPAIRS TO BLDGS - CH/	1,956.50
0012-0510-00-66320	TECHNOLOGY UPGRADE	13,465.44
0012-0515-00-63410	MAINTENANCE	160.60
0012-0525-00-62640	SUPPLIES/EQUIPMENT U	147.00
0012-0530-00-61000	COMMUNICATIONS EXP	57.36
0012-0530-00-69074	STATE HOMELAND SECU	11,310.00
0012-0530-00-70500	EQUIPMENT OVER \$500	5,503.00
0012-0540-20-62612	AMBULANCE SUPPLIES	5,339.88
0012-0540-20-62640	SUPPLIES/EQUIPMENT U	964.52
0012-0540-20-62670	FUEL & OIL	2,240.94
0012-0540-20-64000	SOFTWARE/LICENSE SER	478.18
0012-0540-20-70500	EQUIPMENT OVER \$500	8,056.86
0012-0540-24-63300	REPAIRS OF EQUIP/VEHI	5,268.88
0012-0540-24-63305	BATTERIES, TIRES & TUB	2,074.14
0012-0540-25-61000	COMMUNICATIONS EXP	40.00
0012-0540-25-61100	COPIER LEASE EXPENSE	404.33
0012-0540-25-62100	UNIFORMS	260.50
0012-0540-25-66515	DRUG & ALCOHOL TESTI	835.00
0012-0551-00-63310	TRAVEL EXPENSE	839.45
0012-0560-00-69068	SB22 LEO GRANT EXPEN	2,580.00
0012-0560-10-62640	SUPPLIES/EQUIPMENT U	29.98
0012-0560-10-62658	911 OPERATING/DISPAT	99.00
0012-0560-10-70500	EQUIPMENT OVER \$500	5,637.36
0012-0560-11-62105	EMPLOYEE UNIFORMS	1,473.96
0012-0560-11-62640	SUPPLIES/EQUIPMENT U	1,053.69
0012-0560-11-62670	FUEL & OIL	6,004.52
0012-0560-11-63300	REPAIRS OF EQUIP/VEHI	3,147.35
0012-0560-11-63305	BATTERIES, TIRES & TUB	-44.00
0012-0560-14-61100	COPIER LEASE EXPENSE	404.33
0012-0560-14-61810	SCHOOLS FOR DEPUTIES	425.00
0012-0560-14-63210	REPAIRS TO BLDGS - She	485.15
0012-0565-00-61100	COPIER LEASE EXPENSE	404.33
0012-0565-00-62105	JAILERS UNIFORMS	136.83
0012-0565-00-62632	JAIL SUPPLIES	41.00
0012-0565-00-63200	CLEANING SUPPLIES	2,575.44
0012-0565-00-63205	PEST CONTROL	85.00
0012-0565-00-63210	REPAIRS TO BLDGS - Jail	4,426.56
0012-0565-00-65010	FOOD FOR PRISONERS	6,495.25
0012-0565-00-65020	PRISONER MEDICAL/ME	3,331.64
0012-0565-00-66515	DRUG & ALCOHOL TESTI	1,250.00
0012-0585-00-62640	SUPPLIES/EQUIP UNDER	774.24
0012-0585-00-64000	SOFTWARE/LICENSE SER	550.00
0012-0640-00-62660	BURIAL EXPENSE	3,376.00
0012-0645-00-69052	MEDICAL, IHC	4,175.23

**MINUTES OF THE COLORADO COUNTY**  
**COMMISSIONER'S COURT REGULAR MEETING**  
**April 28, 2025**

Pending Expense Approval Report

Packet: APPKT01252;APPKT01254;APPKT01255;APPKT01260;APPKT01262;APPKT01263

Account Summary		
Account Number	Account Name	Expense Amount
0012-0645-00-69054	MEDICINES, IHC	3,609.61
0012-0665-00-61000	COMMUNICATIONS EXP	130.67
0012-0665-00-61100	COPIER LEASE EXPENSE	404.33
0012-0665-00-61400	POSTAGE	1,095.00
0012-0665-00-61700	CONFERENCES/SEMINA	400.00
0012-0665-00-62640	SUPPLIES/EQUIPMENT U	202.84
0012-0695-00-61000	COMMUNICATIONS EXP	854.46
0012-0695-00-61300	PUBLISHING & SUBSCRIP	202.87
0012-0695-00-61405	POSTAGE & BOX RENT	177.00
0012-0695-00-66000	BOUNTIES	200.00
0012-0695-00-66544	PROFESSIONAL SERVICE	4,950.00
0012-0695-00-69900	MISCELLANEOUS EXPEN	35.00
0013-0613-00-61205	RECORDS PRESERVATIO	1,500.00
0014-0520-00-63000	UTILITIES	203.59
0014-0520-00-63410	MAINTENANCE	25.00
0014-0520-00-69900	MISCELLANEOUS EXPEN	108.00
0017-0170-00-62000	TRAVEL EXPENSES	98.00
0017-0170-00-63410	MAINTENANCE	312.15
0018-0000-00-66601	COMMUNICATIONS TO	9,300.00
0021-0621-00-61000	COMMUNICATIONS EXP	40.00
0021-0621-00-62100	UNIFORMS	165.35
0021-0621-00-62645	SHOP SUPPLIES	263.03
0021-0621-00-62671	FUEL & LUBRICANTS	486.61
0021-0621-00-63300	REPAIRS OF EQUIP/VEHI	1,489.84
0021-0621-00-63305	BATTERIES, TIRES & TUB	849.00
0021-0621-00-67100	HAND TOOLS & EQUIPM	919.79
0022-0622-00-62100	UNIFORMS	137.25
0022-0622-00-62645	SHOP SUPPLIES	56.68
0022-0622-00-62671	FUEL & LUBRICANTS	3,131.05
0022-0622-00-62680	R&B MATERIALS	14,691.42
0022-0622-00-62681	SIGNS	427.50
0022-0622-00-63300	REPAIRS OF EQUIP/VEHI	1,533.20
0022-0622-00-66515	CDL DRUG TESTING	135.00
0022-0622-00-67130	SHOP EQUIPMENT	3,050.00
0023-0623-00-62100	UNIFORMS	217.01
0023-0623-00-62600	OFFICE SUPPLIES	7.49
0023-0623-00-62645	SHOP SUPPLIES	26.98
0023-0623-00-62671	FUEL & LUBRICANTS	926.75
0023-0623-00-62680	R&B MATERIALS	13,849.25
0023-0623-00-62681	SIGNS	140.00
0023-0623-00-63000	UTILITIES	188.00
0023-0623-00-63210	REPAIRS TO BLDGS - PCT	276.84
0023-0623-00-63300	REPAIRS OF EQUIP/VEHI	1,244.63
0023-0623-00-66515	CDL DRUG TESTING	240.00
0023-0623-00-67100	HAND TOOLS & EQUIPM	104.49
0023-0623-00-69900	MISCELLANEOUS EXPEN	72.00
0024-0624-00-62000	TRAVEL EXPENSES	502.60
0024-0624-00-62100	UNIFORMS	149.26
0024-0624-00-62671	FUEL & LUBRICANTS	100.98
0024-0624-00-63300	REPAIRS OF EQUIP/VEHI	1,580.24
0024-0624-00-63305	BATTERIES, TIRES & TUB	9.49
0031-0610-00-62608	ELECTION SUPPLIES	243.38
0031-0610-00-67105	PUBLICATIONS & TESTIN	1,530.00
0060-0615-00-61850	TRAINING EXPENSES	150.00
Grand Total:		371,311.75



**MINUTES OF THE COLORADO COUNTY**  
**COMMISSIONER'S COURT REGULAR MEETING**  
**April 28, 2025**

Pending Expense Approval Report

Packet: APPKT01252;APPKT01254;APPKT01255;APPKT01260;APPKT01262;APPKT01263

Project Account Summary	
Project Account Key	Expense Amount
**None**	<u>371,311.75</u>
Grand Total:	371,311.75

**MINUTES OF THE COLORADO COUNTY**  
**COMMISSIONER'S COURT REGULAR MEETING**  
**April 28, 2025**

<b>Colorado County</b>			
<b>Addl Claims for Payment at 4.25.25</b>			
<b>Vendor</b>	<b>Department</b>	<b>Description</b>	<b>Amount</b>
Jansky Repair Shop	PCT1	Anchor Plates	\$ 292.95
PCT1	911/RA	Signs	\$ 371.00
Holt Truck Centers	PCT1	2003 Intl Repair	\$ 8,139.96
			\$ 8,803.91

**MINUTES OF THE COLORADO COUNTY  
COMMISSIONER'S COURT REGULAR MEETING**

**April 28, 2025**

- \_16. Announcements (without discussion and no action) by elected officials/department heads. (Types of Announcements: Events, Road Conditions, Weather Occurrences, Important Dates, Vacancies in Offices or Positions, Accomplishments of Individuals, and Notices)

**Commissioner Gertson announced he attended the HGAC Solid Waste Committee meeting and grants will be coming in September. Drymalla Bridge deck is poured, and they are working on transitions now.**

**Commissioner Neuendorff announced that they will be moving a new piece of equipment down Mentz Road and traffic will be slow.**

**Judge Prause announced the jail passed the Jail Commission Standards. He said he had a meeting with TxDOT over a discussion in the community and confirmed that all feeders along I-10 will be one-way.**

**Commissioner Brandt announced that Live Oak Lane and County Road 218 were paved. Mowing will begin next week.**

**Commissioner Owers announced that mowing of ditches will begin soon.**

- \_17. Commissioners Court Members sign all documents and papers acted upon or approved.

**Judge Prause announced it is now time to sign all documents and papers.**

- \_18. WORKSHOP: Go to view and inspect LCRA building in Eagle Lake for possible county use. (Prause)

**10:15 A.M. Recess to travel to Eagle Lake.**

- \_19. Adjourn.

**Motion by Commissioner Brandt to adjourn at 11:51 A.M.; seconded by Commissioner Gertson; 5 ayes 0 nays; motion carried; it was so ordered.**

**An audio recording of this meeting of April 28, 2025 is available in the County Clerk's Office.**



**MINUTES OF THE COLORADO COUNTY  
COMMISSIONER'S COURT REGULAR MEETING**

**April 28, 2025**

**Minutes were taken and prepared by Kimberly Menke, County Clerk on the  
28<sup>th</sup> day of April 2025 with Judge Ty Prause presiding.**

**I, KIMBERLY MENKE, COUNTY CLERK AND EX-OFFICIO OF THE  
COMMISSIONERS COURT IN AND FOR COLORADO COUNTY, TEXAS do hereby  
certify that the foregoing is a true and correct copy of the minutes of the  
Commissioner Court in session on the 28<sup>th</sup> day of April 2025.**

**Given under my hand and official seal of office this date April 28, 2025.**

